

Fixed Investments

Selected Term and Amount

Redeemable/Non-redeemable

Amount: 50000

Source: CANNEX

Term: 1 Years

Company List: All companies

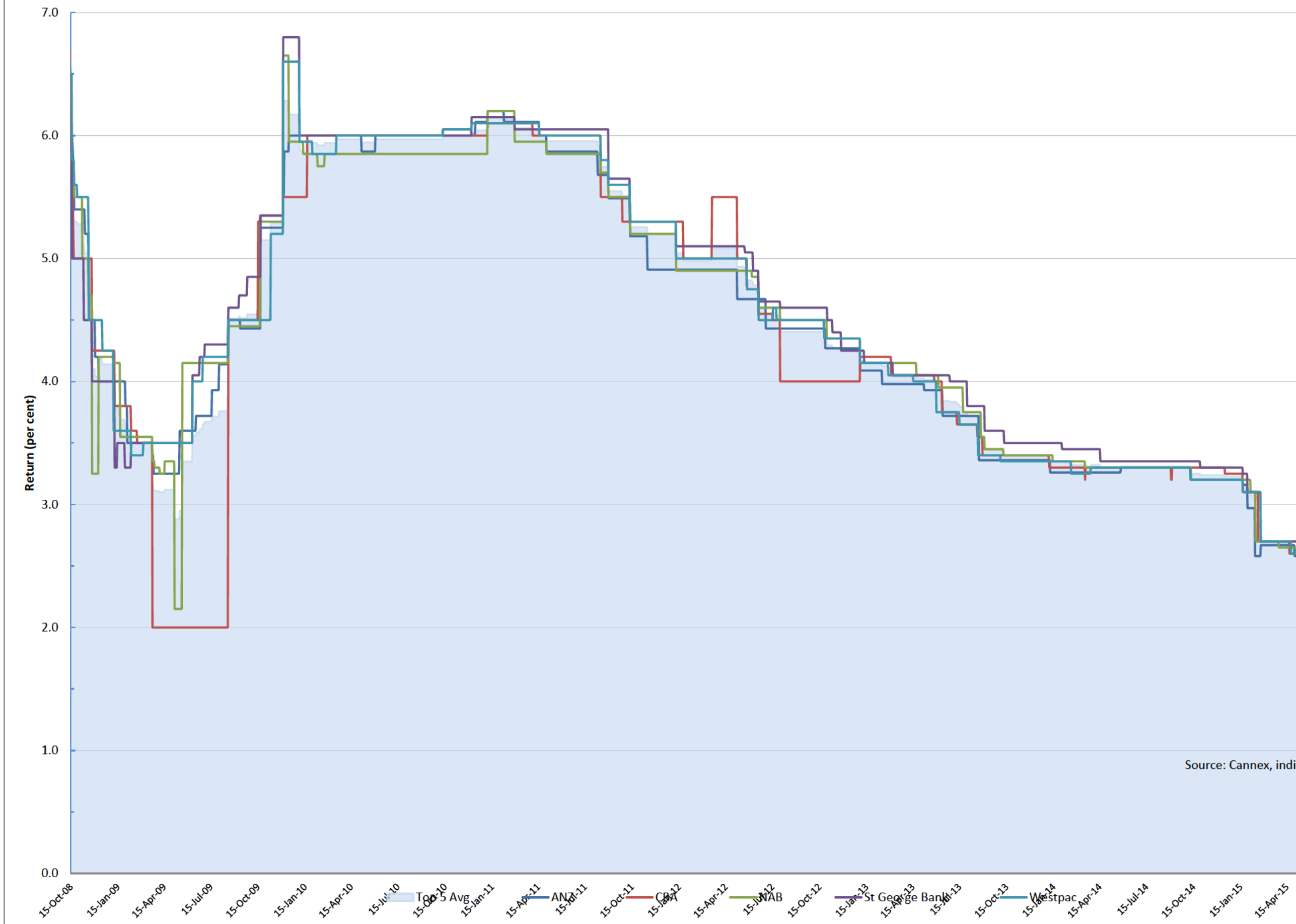
Rank	Company	Interest %	Minimum Deposit	Maximum Deposit	Interest Compounded	Interest
1	Balanced Securities	6	10000	Negotiable	Non-compounding	Annually
2	Heritage Bank	3.85	1000	400000	Non-compounding	Annually
3	Bank of Melbourne Agri	3.75	50000	99999.99	Non-compounding	Monthly
3	BankSA Agr business	3.75	50000	99999.99	Non-compounding	Monthly
3	St.George Agribusiness	3.75	50000	99999.99	Non-compounding	Monthly
6	Teachers Mutual Bank	3.7	50000	99999.99	Non-compounding	Fortnightly
7	CUA	3.7	5000	99999999.99	Non-compounding	Annually
8	Victoria Teachers Mutual Bank	3.6	5000	99999999.99	Non-compounding	Fortnightly
9	Rural Bank ONE	3.6	500	9999999.99	Non-compounding	Monthly
10	ANZ Agribusiness	3.65	50000	99999.99	Non-compounding	Annually
10	ME Bank	3.65	1000	500000	Non-compounding	Annually
10	Suncorp Agri	3.65	50000	99999.99	Non-compounding	Annually
10	Rural Bank Agribusiness	3.65	50000	400000	Non-compounding	Annually
14	ADCU	3.55	50000	250000	Non-compounding	Monthly
15	Commonwealth Bank Agri	3.6	5000	99999.99	Non-compounding	Annually
15	The Capricornian	3.6	5000	250000	Non-compounding	Annually
15	BankWest Agribusiness	3.6	1000	Negotiable	Non-compounding	Annually
15	The Rock Building Soc	3.6	5000	99999999.99	Non-compounding	Annually
15	bankmecu	3.6	50000	99999.99	Non-compounding	Annually
20	UBank	3.56	1000	2000000	Non-compounding	Annually
21	Select Credit Union	3.5	50000	500000	Non-compounding	Monthly
22	Qld Police Credit Union	3.55	2000	99999999.99	Non-compounding	Annually
22	Arab Bank Australia	3.55	50000	99999.99	Non-compounding	Annually
22	Bank of Sydney	3.55	50000	99999.99	Non-compounding	Annually
25	ECU Australia	3.5	50000	199999.99	Quarterly	At maturity
26	Qantas Credit Union	3.45	10000	99999999.99	Non-compounding	Monthly
26	RaboDirect	3.45	1000	2000000	Non-compounding	Monthly
28	MyState	3.5	5000	99999999.99	Non-compounding	Annually
28	QT Mutual Bank	3.5	50000	99999.99	Non-compounding	Annually
28	Greater Building Society	3.5	20000	199999.99	Non-compounding	Annually
28	ING DIRECT	3.5	10000	5000000	Non-compounding	Annually
28	Police Bank	3.5	1000	Negotiable	Non-compounding	Annually
33	Qld Professional CU	3.45	5000	Negotiable	Non-compounding	Annually
33	P&N Bank	3.45	25000	Negotiable	Non-compounding	Annually

33	Defence Bank	3.45	50000	1000000	Non-compounding	Annually
33	BOQ Agri	3.45	1000	400000	Annually	At maturity
33	BOQ	3.45	5000	249999.99	Non-compounding	At maturity
33	bcu	3.45	50000	99999.99	Non-compounding	Annually
33	The Mutual	3.45	20000	99999.99	Non-compounding	Annually
33	SCU	3.45	50000	99999.99	Non-compounding	Annually
41	Queenslanders CU	3.36	50000	99999.99	Non-compounding	Quarterly
41	Bankwest	3.36	1000	5000000	Non-compounding	Quarterly
43	NAB Agribusiness	3.35	50000	99999.99	Non-compounding	Monthly
43	Hunter United	3.35	5000	99999999.99	Non-compounding	Monthly
43	People's Choice Credit Union	3.35	50000	99999.99	Non-compounding	Monthly
46	Big Sky Building Society	3.372	50000	99999.99	Non-compounding	Semi-annually
47	First Option Credit Union	3.4	25000	99999.99	Non-compounding	Annually
47	FCCS Credit Union	3.4	50000	99999999.99	Non-compounding	Annually
47	AMP Bank	3.4	25000	99999.99	Non-compounding	Annually
47	Cairns Penny	3.4	50000	99999.99	Non-compounding	Annually
47	Summerland CU	3.4	50000	999999.99	Non-compounding	Annually
47	BankWest Business Direct	3.4	20000	2000000	Non-compounding	Annually
47	Rabobank Agribusiness	3.4	25000	74999.99	Non-compounding	Annually
47	Rural Bank Limited	3.4	50000	149999.99	Non-compounding	Annually
55	Gateway Credit Union	3.36	10000	499999.99	Non-compounding	Annually
56	Suncorp Bank	3.35	50000	99999.99	Non-compounding	Annually
57	BankVic	3.25	50000	Negotiable	Non-compounding	Fortnightly
58	Beyond Bank	3.3	50000	99999.99	Non-compounding	Annually
58	Bank of Me bourne	3.3	50000	99999.99	Non-compounding	Annually
58	Bendigo Bank	3.3	50000	4999999.99	Non-compounding	Annually
58	Westpac Agribusiness	3.3	50000	99999.99	Non-compounding	Annually
58	Unicredit-WA	3.3	50000	99999.99	Non-compounding	Annually
58	SERVICE ONE Members Banking	3.3	50000	99999999.99	Non-compounding	Annually
58	Community First CU	3.3	50000	99999.99	Non-compounding	Annually
58	St.George Bank	3.3	50000	99999.99	Non-compounding	Annually
58	St.George Bank Qld/WA/Vic	3.3	50000	99999.99	Non-compounding	Annually
58	BankSA	3.3	50000	99999.99	Non-compounding	Annually
58	Newcastle Permanent	3.3	50000	99999.99	Non-compounding	Annually
58	Macquarie Bank	3.3	10000	1000000	Non-compounding	Annually
58	IMB	3.3	50000	99999.99	Non-compounding	Annually
58	Hume Bank	3.3	25000	99999.99	Non-compounding	Annually
72	HSBC	3.25	50000	99999.99	Non-compounding	Annually
72	Macquarie Credit Union	3.25	50000	149999.99	Annually	At maturity
72	Commonwealth Bank	3.25	50000	99999.99	Non-compounding	Annually
75	Northern Beaches CU	3.2	50000	99999999.99	Non-compounding	Monthly
76	G&C Mutual Bank	3.2	25000	1000000	Non-compounding	Annually
76	Westpac	3.2	50000	99999.99	Non-compounding	Annually
76	NAB	3.2	50000	99999.99	Non-compounding	Annually
76	Horizon Credit Union	3.2	5000	Negotiable	Non-compounding	Annually
76	ANZ	3.2	50000	99999.99	Non-compounding	Annually
81	Holiday Coast CU	3.15	5000	99999.99	Non-compounding	Annually

81	Quay Credit Union	3.15	25000	99999.99	Non-compounding	Annually
83	Illawarra CU NSW	3.1	25000	99999.99	Non-compounding	Annually
83	Catalyst Money	3.1	25000	99999.99	Non-compounding	Annually
83	Intech Credit Union	3.1	50000	99999.99	Non-compounding	Annually
83	Rabobank Australia	3.1	50000	249999.99	Non-compounding	Annually
83	Delphi Bank	3.1	50000	99999.99	Non-compounding	Annually
83	Coastline Credit Union	3.1	25000	99999.99	Non-compounding	Annually
89	CBA Online Only	3.05	5000	1999999.99	Non-compounding	Semi-annually
90	Encompass Credit Union	2.9	50000	99999.99	Non-compounding	Annually
91	Transport Mutual Credit Union	2.8	5000	Negotiable	Non-compounding	Monthly
92	BOQ Bonds	2.8	5000	250000	Non-compounding	Annually
93	The Mac	2.75	2000	500000	Non-compounding	Monthly
94	Money Market Rates	2.5	1	Negotiable	Non-compounding	Annually
95	Citibank	2.24	50000	99999.99	Non-compounding	Annually
96	Commonwealth Bank RSA	1.9	5000	Negotiable	Non-compounding	Semi-annually

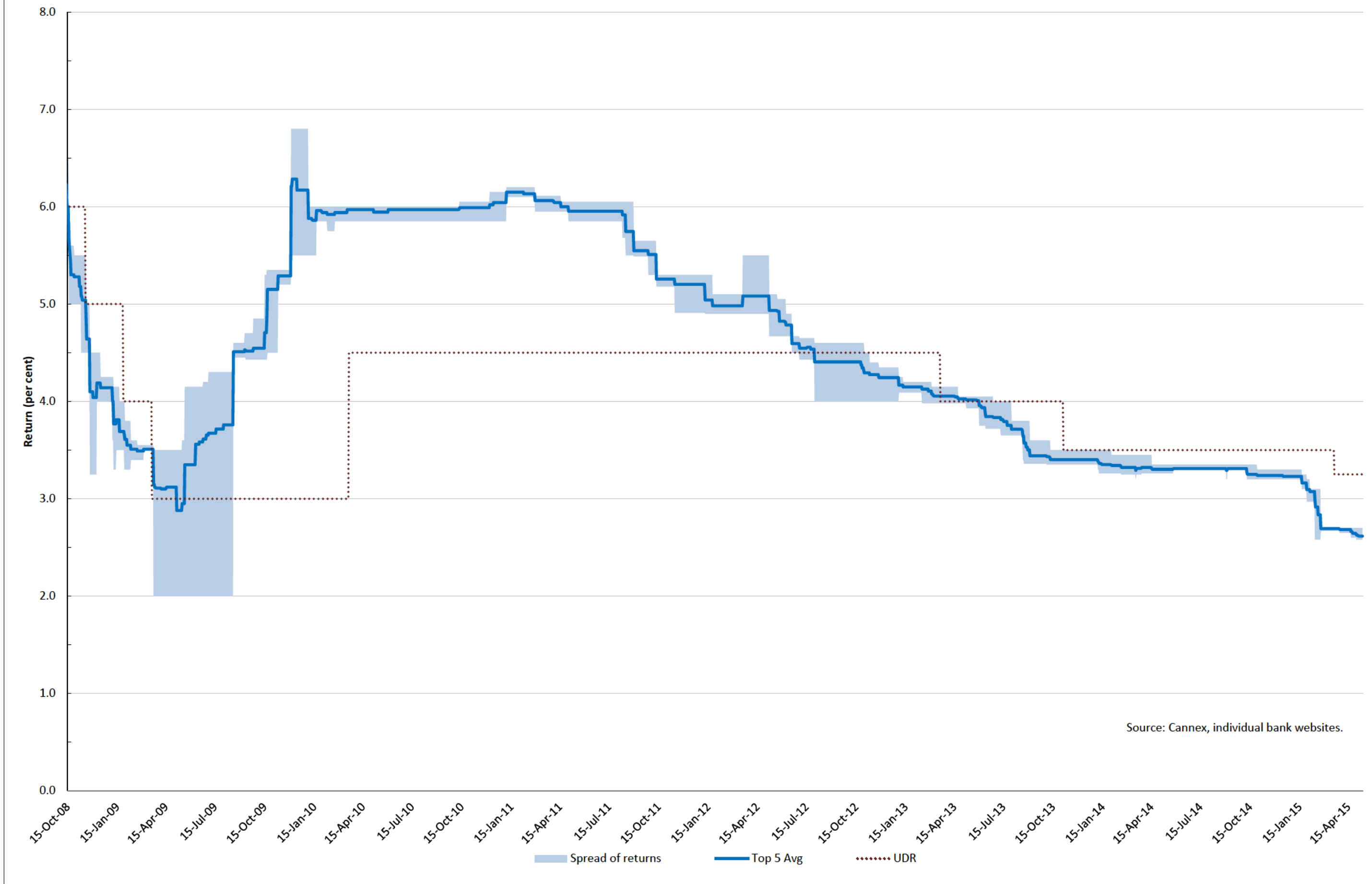
[Source: CANSTAR](#)

1 Year Term Deposits (\$50,000)



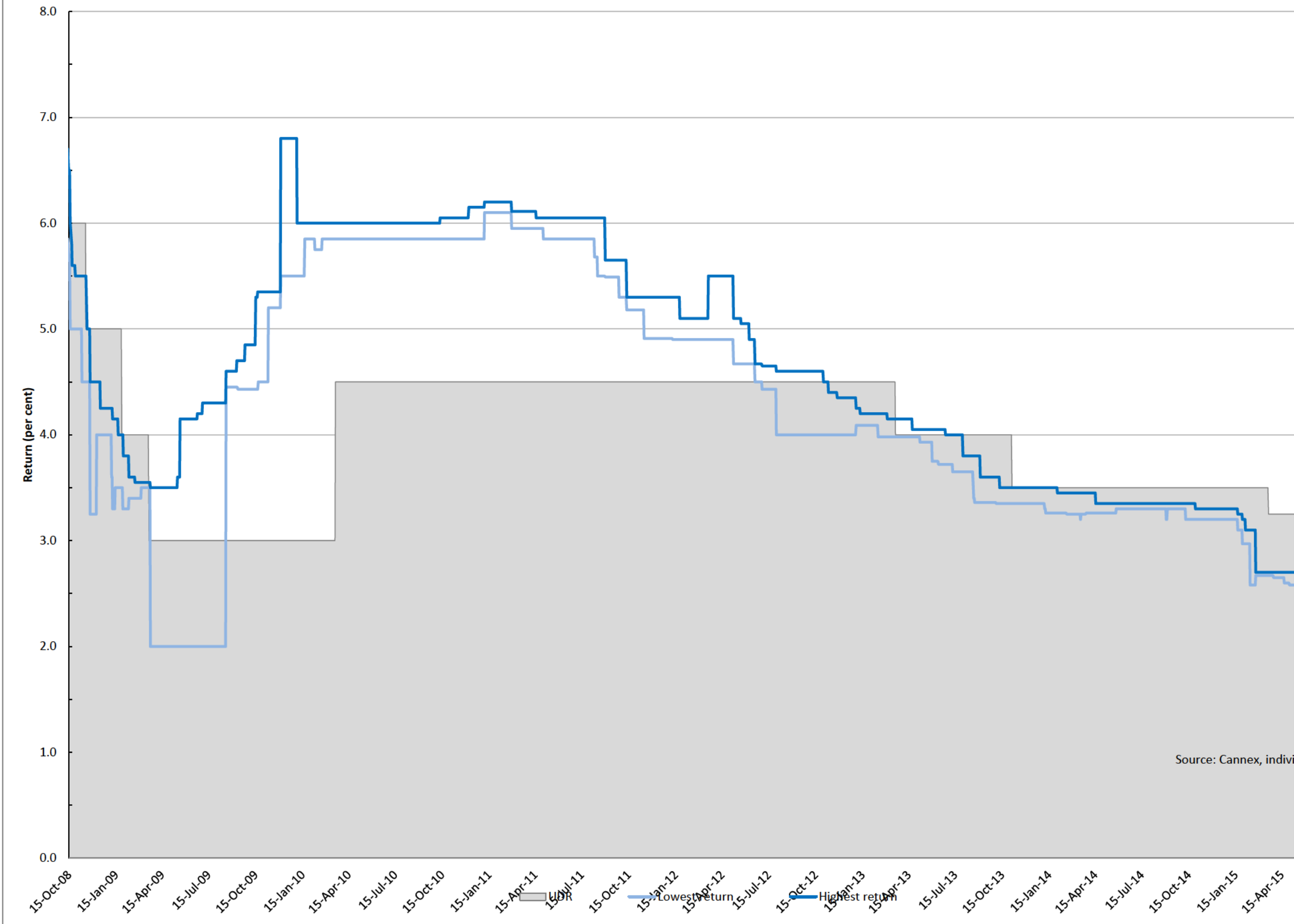
Source: Cannex, individual bank websites.

Spread of returns on 1 Year Term Deposits (\$50,000) - Major 5 Banks



Source: Cannex, individual bank websites.

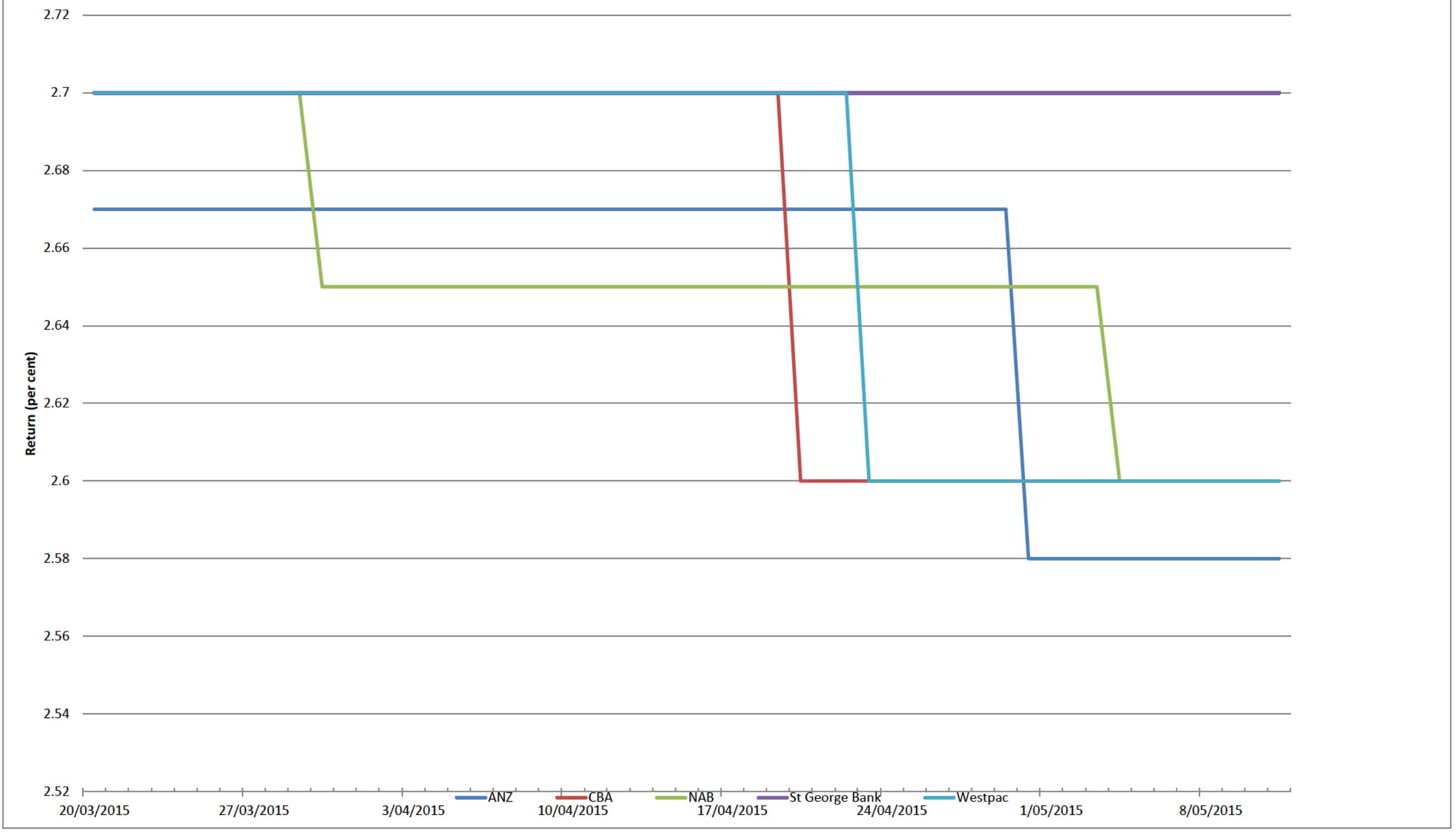
1 Year Term Deposits (\$50,000) - Major 5 Banks



Source: Cannex, individual bank websites.

**Changes in 1 Year Term Deposits (\$50,000) since
the 20 March 2015 change to the deeming rates**

(to 1.75 and 3.25 percent, respectively)



Term in Years 1
5 major Banks

Date	ANZ	CBA	NAB	St George Bank	Westpac	Top 5 Avg	LDR	UDR
10/10/2008	6	6.7	5.85	6	6.6	6.23	4	6
11/10/2008	6	6.7	5.85	6	6.6	6.23	4	6
12/10/2008	6	6.7	5.85	6	6.6	6.23	4	6
13/10/2008	6	5.8	5.85	6	6.6	6.05	4	6
14/10/2008	6	5.8	5.7	6	6.5	6	4	6
15/10/2008	6	5.8	5.7	6	6.5	6	4	6
16/10/2008	6	5.8	5.7	6	6.5	6	4	6
17/10/2008	6	5.8	5.7	5	5.8	5.66	4	6
20/10/2008	5.7	5	5.7	5	5.8	5.44	4	6
21/10/2008	5.4	5	5.5	5	5.6	5.3	4	6
22/10/2008	5.4	5	5.5	5	5.6	5.3	4	6
23/10/2008	5.4	5	5.5	5	5.6	5.3	4	6
24/10/2008	5.4	5	5.5	5	5.6	5.3	4	6
25/10/2008	5.4	5	5.5	5	5.6	5.3	4	6
26/10/2008	5.4	5	5.5	5	5.6	5.3	4	6
27/10/2008	5.4	5	5.5	5	5.5	5.28	4	6
28/10/2008	5.4	5	5.5	5	5.5	5.28	4	6
29/10/2008	5.4	5	5.5	5	5.5	5.28	4	6
30/10/2008	5.4	5	5.5	5	5.5	5.28	4	6
31/10/2008	5.4	5	5.5	5	5.5	5.28	4	6
1/11/2008	5.4	5	5.5	5	5.5	5.28	4	6
2/11/2008	5.4	5	5.5	5	5.5	5.28	4	6
3/11/2008	5.4	5	5.5	5	5.5	5.28	4	6
4/11/2008	5.4	5	5.5	5	5.5	5.28	4	6
5/11/2008	5.4	5	5.5	5	5.5	5.28	4	6
6/11/2008	5.4	5	5	5	5.5	5.18	4	6
7/11/2008	5.4	5	5	5	5.5	5.18	4	6
8/11/2008	5.4	5	5	5	5.5	5.18	4	6
9/11/2008	5.4	5	5	4.5	5.5	5.08	4	6
10/11/2008	5.4	5	5	4.5	5.5	5.08	4	6
11/11/2008	5.2	5	5	4.5	5.5	5.04	4	6
12/11/2008	5.2	5	5	4.5	5.5	5.04	4	6
13/11/2008	5.2	5	5	4.5	5.5	5.04	4	6
14/11/2008	5.2	5	5	4.5	5.5	5.04	4	6
15/11/2008	5.2	5	5	4.5	5.5	5.04	4	6
16/11/2008	5.2	5	5	4.5	5.5	5.04	4	6
17/11/2008	5.2	5	5	4.5	5.5	5.04	3	5
18/11/2008	5	5	4.7	4.5	5.2	4.88	3	5
19/11/2008	4.5	5	4.7	4.5	4.5	4.64	3	5
20/11/2008	4.5	5	4.7	4.5	4.5	4.64	3	5
21/11/2008	4.5	5	4.7	4.5	4.5	4.64	3	5
22/11/2008	4.5	5	4.7	4.5	4.5	4.64	3	5
23/11/2008	4.5	5	4.7	4.5	4.5	4.64	3	5
24/11/2008	4.5	5	4.7	4.5	4.5	4.64	3	5
25/11/2008	4.5	4.25	3.25	4	4.5	4.1	3	5
26/11/2008	4.5	4.25	3.25	4	4.5	4.1	3	5
27/11/2008	4.5	4.25	3.25	4	4.5	4.1	3	5
28/11/2008	4.5	4.25	3.25	4	4.5	4.1	3	5
29/11/2008	4.5	4.25	3.25	4	4.5	4.1	3	5
30/11/2008	4.5	4.25	3.25	4	4.5	4.1	3	5
1/12/2008	4.2	4.25	3.25	4	4.5	4.04	3	5

2/12/2008	4.2	4.25	3.25	4	4.5	4.04	3	5
3/12/2008	4.2	4.25	3.25	4	4.5	4.04	3	5
4/12/2008	4.2	4.25	3.25	4	4.5	4.04	3	5
5/12/2008	4.2	4.25	3.25	4	4.5	4.04	3	5
6/12/2008	4.2	4.25	3.25	4	4.5	4.04	3	5
7/12/2008	4.2	4.25	3.25	4	4.5	4.04	3	5
8/12/2008	4	4.25	4.2	4	4.5	4.19	3	5
9/12/2008	4	4.25	4.2	4	4.5	4.19	3	5
10/12/2008	4	4.25	4.2	4	4.5	4.19	3	5
11/12/2008	4	4.25	4.2	4	4.5	4.19	3	5
12/12/2008	4	4.25	4.2	4	4.5	4.19	3	5
13/12/2008	4	4.25	4.2	4	4.5	4.19	3	5
14/12/2008	4	4.25	4.2	4	4.5	4.19	3	5
15/12/2008	4	4.25	4.2	4	4.25	4.14	3	5
16/12/2008	4	4.25	4.2	4	4.25	4.14	3	5
17/12/2008	4	4.25	4.2	4	4.25	4.14	3	5
18/12/2008	4	4.25	4.2	4	4.25	4.14	3	5
19/12/2008	4	4.25	4.2	4	4.25	4.14	3	5
20/12/2008	4	4.25	4.2	4	4.25	4.14	3	5
21/12/2008	4	4.25	4.2	4	4.25	4.14	3	5
22/12/2008	4	4.25	4.2	4	4.25	4.14	3	5
23/12/2008	4	4.25	4.2	4	4.25	4.14	3	5
24/12/2008	4	4.25	4.2	4	4.25	4.14	3	5
25/12/2008	4	4.25	4.2	4	4.25	4.14	3	5
26/12/2008	4	4.25	4.2	4	4.25	4.14	3	5
27/12/2008	4	4.25	4.2	4	4.25	4.14	3	5
28/12/2008	4	4.25	4.2	4	4.25	4.14	3	5
29/12/2008	4	4.25	4.2	4	4.25	4.14	3	5
30/12/2008	4	4.25	4.2	4	4.25	4.14	3	5
31/12/2008	4	4.25	4.2	4	4.25	4.14	3	5
1/01/2009	4	4.25	4.2	4	4.25	4.14	3	5
2/01/2009	4	4.25	4.2	4	4.25	4.14	3	5
3/01/2009	4	4.25	4.2	4	4.25	4.14	3	5
4/01/2009	4	4.25	4.2	4	4.25	4.14	3	5
5/01/2009	4	4.25	4.2	4	4.25	4.14	3	5
6/01/2009	4	4.25	4.15	4	3.6	4	3	5
7/01/2009	4	4.25	4.15	4	3.6	4	3	5
8/01/2009	4	3.8	4.15	3.3	3.6	3.77	3	5
9/01/2009	4	3.8	4.15	3.3	3.6	3.77	3	5
10/01/2009	4	3.8	4.15	3.3	3.6	3.77	3	5
11/01/2009	4	3.8	4.15	3.3	3.6	3.77	3	5
12/01/2009	4	3.8	4.15	3.3	3.6	3.77	3	5
13/01/2009	4	3.8	4.15	3.5	3.6	3.81	3	5
14/01/2009	4	3.8	4.15	3.5	3.6	3.81	3	5
15/01/2009	4	3.8	4.15	3.5	3.6	3.81	3	5
16/01/2009	4	3.8	4.15	3.5	3.6	3.81	3	5
17/01/2009	4	3.8	4.15	3.5	3.6	3.81	3	5
18/01/2009	4	3.8	4.15	3.5	3.6	3.81	3	5
19/01/2009	4	3.8	3.55	3.5	3.6	3.69	3	5
20/01/2009	4	3.8	3.55	3.5	3.6	3.69	3	5
21/01/2009	4	3.8	3.55	3.5	3.6	3.69	3	5
22/01/2009	4	3.8	3.55	3.5	3.6	3.69	3	5
23/01/2009	4	3.8	3.55	3.5	3.6	3.69	3	5
24/01/2009	4	3.8	3.55	3.5	3.6	3.69	3	5
25/01/2009	4	3.8	3.55	3.5	3.6	3.69	3	5
26/01/2009	4	3.8	3.55	3.5	3.6	3.69	3	4
27/01/2009	4	3.8	3.55	3.5	3.6	3.69	3	4
28/01/2009	4	3.8	3.55	3.3	3.6	3.65	3	4

29/01/2009	3.8	3.8	3.55	3.3	3.6	3.61	3	4
30/01/2009	3.8	3.8	3.55	3.3	3.6	3.61	3	4
31/01/2009	3.8	3.8	3.55	3.3	3.6	3.61	3	4
1/02/2009	3.8	3.8	3.55	3.3	3.6	3.61	3	4
2/02/2009	3.5	3.8	3.55	3.3	3.6	3.55	3	4
3/02/2009	3.5	3.8	3.55	3.3	3.6	3.55	3	4
4/02/2009	3.5	3.8	3.55	3.3	3.6	3.55	3	4
5/02/2009	3.5	3.8	3.55	3.3	3.6	3.55	3	4
6/02/2009	3.5	3.8	3.55	3.3	3.6	3.55	3	4
7/02/2009	3.5	3.8	3.55	3.3	3.6	3.55	3	4
8/02/2009	3.5	3.8	3.55	3.3	3.6	3.55	3	4
9/02/2009	3.5	3.6	3.55	3.5	3.4	3.51	3	4
10/02/2009	3.5	3.6	3.55	3.5	3.4	3.51	3	4
11/02/2009	3.5	3.6	3.55	3.5	3.4	3.51	3	4
12/02/2009	3.5	3.6	3.55	3.5	3.4	3.51	3	4
13/02/2009	3.5	3.6	3.55	3.5	3.4	3.51	3	4
14/02/2009	3.5	3.6	3.55	3.5	3.4	3.51	3	4
15/02/2009	3.5	3.6	3.55	3.5	3.4	3.51	3	4
16/02/2009	3.5	3.6	3.55	3.5	3.4	3.51	3	4
17/02/2009	3.5	3.6	3.55	3.5	3.4	3.51	3	4
18/02/2009	3.5	3.6	3.55	3.5	3.4	3.51	3	4
19/02/2009	3.5	3.6	3.55	3.5	3.4	3.51	3	4
20/02/2009	3.5	3.6	3.55	3.5	3.4	3.51	3	4
21/02/2009	3.5	3.5	3.55	3.5	3.4	3.49	3	4
22/02/2009	3.5	3.5	3.55	3.5	3.4	3.49	3	4
23/02/2009	3.5	3.5	3.55	3.5	3.4	3.49	3	4
24/02/2009	3.5	3.5	3.55	3.5	3.4	3.49	3	4
25/02/2009	3.5	3.5	3.55	3.5	3.4	3.49	3	4
26/02/2009	3.5	3.5	3.55	3.5	3.4	3.49	3	4
27/02/2009	3.5	3.5	3.55	3.5	3.4	3.49	3	4
28/02/2009	3.5	3.5	3.55	3.5	3.4	3.49	3	4
1/03/2009	3.5	3.5	3.55	3.5	3.4	3.49	3	4
2/03/2009	3.5	3.5	3.55	3.5	3.4	3.49	3	4
3/03/2009	3.5	3.5	3.55	3.5	3.4	3.49	3	4
4/03/2009	3.5	3.5	3.55	3.5	3.4	3.49	3	4
5/03/2009	3.5	3.5	3.55	3.5	3.5	3.51	3	4
6/03/2009	3.5	3.5	3.55	3.5	3.5	3.51	3	4
7/03/2009	3.5	3.5	3.55	3.5	3.5	3.51	3	4
8/03/2009	3.5	3.5	3.55	3.5	3.5	3.51	3	4
9/03/2009	3.5	3.5	3.55	3.5	3.5	3.51	3	4
10/03/2009	3.5	3.5	3.55	3.5	3.5	3.51	3	4
11/03/2009	3.5	3.5	3.55	3.5	3.5	3.51	3	4
12/03/2009	3.5	3.5	3.55	3.5	3.5	3.51	3	4
13/03/2009	3.5	3.5	3.55	3.5	3.5	3.51	3	4
14/03/2009	3.5	3.5	3.55	3.5	3.5	3.51	3	4
15/03/2009	3.5	3.5	3.55	3.5	3.5	3.51	3	4
16/03/2009	3.5	3.5	3.55	3.5	3.5	3.51	3	4
17/03/2009	3.5	3.5	3.55	3.5	3.5	3.51	3	4
18/03/2009	3.5	3.5	3.55	3.5	3.5	3.51	3	4
19/03/2009	3.5	3.5	3.55	3.5	3.5	3.51	3	4
20/03/2009	3.5	3.5	3.55	3.5	3.5	3.51	2	3
21/03/2009	3.5	3.5	3.55	3.5	3.5	3.51	2	3
22/03/2009	3.5	3.5	3.55	3.5	3.5	3.51	2	3
23/03/2009	3.4	2	3.35	3.5	3.5	3.15	2	3
24/03/2009	3.4	2	3.35	3.5	3.5	3.15	2	3
25/03/2009	3.25	2	3.35	3.5	3.5	3.12	2	3
26/03/2009	3.25	2	3.35	3.5	3.5	3.12	2	3
27/03/2009	3.25	2	3.3	3.5	3.5	3.11	2	3

28/03/2009	3.25	2	3.3	3.5	3.5	3.11	2	3
29/03/2009	3.25	2	3.3	3.5	3.5	3.11	2	3
30/03/2009	3.25	2	3.3	3.5	3.5	3.11	2	3
31/03/2009	3.25	2	3.3	3.5	3.5	3.11	2	3
1/04/2009	3.25	2	3.3	3.5	3.5	3.11	2	3
2/04/2009	3.25	2	3.3	3.5	3.5	3.11	2	3
3/04/2009	3.25	2	3.3	3.5	3.5	3.11	2	3
4/04/2009	3.25	2	3.3	3.5	3.5	3.11	2	3
5/04/2009	3.25	2	3.3	3.5	3.5	3.11	2	3
6/04/2009	3.25	2	3.25	3.5	3.5	3.1	2	3
7/04/2009	3.25	2	3.25	3.5	3.5	3.1	2	3
8/04/2009	3.25	2	3.25	3.5	3.5	3.1	2	3
9/04/2009	3.25	2	3.25	3.5	3.5	3.1	2	3
10/04/2009	3.25	2	3.25	3.5	3.5	3.1	2	3
11/04/2009	3.25	2	3.25	3.5	3.5	3.1	2	3
12/04/2009	3.25	2	3.25	3.5	3.5	3.1	2	3
13/04/2009	3.25	2	3.25	3.5	3.5	3.1	2	3
14/04/2009	3.25	2	3.25	3.5	3.5	3.1	2	3
15/04/2009	3.25	2	3.25	3.5	3.5	3.1	2	3
16/04/2009	3.25	2	3.35	3.5	3.5	3.12	2	3
17/04/2009	3.25	2	3.35	3.5	3.5	3.12	2	3
18/04/2009	3.25	2	3.35	3.5	3.5	3.12	2	3
19/04/2009	3.25	2	3.35	3.5	3.5	3.12	2	3
20/04/2009	3.25	2	3.35	3.5	3.5	3.12	2	3
21/04/2009	3.25	2	3.35	3.5	3.5	3.12	2	3
22/04/2009	3.25	2	3.35	3.5	3.5	3.12	2	3
23/04/2009	3.25	2	3.35	3.5	3.5	3.12	2	3
24/04/2009	3.25	2	3.35	3.5	3.5	3.12	2	3
25/04/2009	3.25	2	3.35	3.5	3.5	3.12	2	3
26/04/2009	3.25	2	3.35	3.5	3.5	3.12	2	3
27/04/2009	3.25	2	3.35	3.5	3.5	3.12	2	3
28/04/2009	3.25	2	3.35	3.5	3.5	3.12	2	3
29/04/2009	3.25	2	3.35	3.5	3.5	3.12	2	3
30/04/2009	3.25	2	3.35	3.5	3.5	3.12	2	3
1/05/2009	3.25	2	3.35	3.5	3.5	3.12	2	3
2/05/2009	3.25	2	3.35	3.5	3.5	3.12	2	3
3/05/2009	3.25	2	3.35	3.5	3.5	3.12	2	3
4/05/2009	3.25	2	3.35	3.5	3.5	3.12	2	3
5/05/2009	3.25	2	2.15	3.5	3.5	2.88	2	3
6/05/2009	3.25	2	2.15	3.5	3.5	2.88	2	3
7/05/2009	3.25	2	2.15	3.5	3.5	2.88	2	3
8/05/2009	3.25	2	2.15	3.5	3.5	2.88	2	3
9/05/2009	3.25	2	2.15	3.5	3.5	2.88	2	3
10/05/2009	3.25	2	2.15	3.5	3.5	2.88	2	3
11/05/2009	3.25	2	2.15	3.5	3.5	2.88	2	3
12/05/2009	3.25	2	2.15	3.5	3.5	2.88	2	3
13/05/2009	3.25	2	2.15	3.5	3.5	2.88	2	3
14/05/2009	3.25	2	2.15	3.5	3.5	2.88	2	3
15/05/2009	3.6	2	2.15	3.5	3.5	2.95	2	3
16/05/2009	3.6	2	2.15	3.5	3.5	2.95	2	3
17/05/2009	3.6	2	2.15	3.5	3.5	2.95	2	3
18/05/2009	3.6	2	2.15	3.5	3.5	2.95	2	3
19/05/2009	3.6	2	2.15	3.5	3.5	2.95	2	3
20/05/2009	3.6	2	4.15	3.5	3.5	3.35	2	3
21/05/2009	3.6	2	4.15	3.5	3.5	3.35	2	3
22/05/2009	3.6	2	4.15	3.5	3.5	3.35	2	3
23/05/2009	3.6	2	4.15	3.5	3.5	3.35	2	3
24/05/2009	3.6	2	4.15	3.5	3.5	3.35	2	3

25/05/2009	3.6	2	4.15	3.5	3.5	3.35	2	3
26/05/2009	3.6	2	4.15	3.5	3.5	3.35	2	3
27/05/2009	3.6	2	4.15	3.5	3.5	3.35	2	3
28/05/2009	3.6	2	4.15	3.5	3.5	3.35	2	3
29/05/2009	3.6	2	4.15	3.5	3.5	3.35	2	3
30/05/2009	3.6	2	4.15	3.5	3.5	3.35	2	3
31/05/2009	3.6	2	4.15	3.5	3.5	3.35	2	3
1/06/2009	3.6	2	4.15	3.5	3.5	3.35	2	3
2/06/2009	3.6	2	4.15	3.5	3.5	3.35	2	3
3/06/2009	3.6	2	4.15	3.5	3.5	3.35	2	3
4/06/2009	3.6	2	4.15	3.5	3.5	3.35	2	3
5/06/2009	3.6	2	4.15	3.5	3.5	3.35	2	3
6/06/2009	3.6	2	4.15	3.5	3.5	3.35	2	3
7/06/2009	3.6	2	4.15	3.5	3.5	3.35	2	3
8/06/2009	3.6	2	4.15	3.5	3.5	3.35	2	3
9/06/2009	3.6	2	4.15	4.05	4	3.56	2	3
10/06/2009	3.6	2	4.15	4.05	4	3.56	2	3
11/06/2009	3.6	2	4.15	4.05	4	3.56	2	3
12/06/2009	3.6	2	4.15	4.05	4	3.56	2	3
13/06/2009	3.6	2	4.15	4.05	4	3.56	2	3
14/06/2009	3.6	2	4.15	4.05	4	3.56	2	3
15/06/2009	3.6	2	4.15	4.05	4	3.56	2	3
16/06/2009	3.72	2	4.15	4.05	4	3.584	2	3
17/06/2009	3.72	2	4.15	4.05	4	3.584	2	3
18/06/2009	3.72	2	4.15	4.05	4	3.584	2	3
19/06/2009	3.72	2	4.15	4.05	4	3.584	2	3
20/06/2009	3.72	2	4.15	4.05	4	3.584	2	3
21/06/2009	3.72	2	4.15	4.05	4	3.584	2	3
22/06/2009	3.72	2	4.15	4.05	4	3.584	2	3
23/06/2009	3.72	2	4.15	4.2	4	3.614	2	3
24/06/2009	3.72	2	4.15	4.2	4	3.614	2	3
25/06/2009	3.72	2	4.15	4.2	4	3.614	2	3
26/06/2009	3.72	2	4.15	4.2	4	3.614	2	3
27/06/2009	3.72	2	4.15	4.2	4	3.614	2	3
28/06/2009	3.72	2	4.15	4.2	4	3.614	2	3
29/06/2009	3.72	2	4.15	4.2	4.2	3.654	2	3
30/06/2009	3.72	2	4.15	4.2	4.2	3.654	2	3
1/07/2009	3.72	2	4.15	4.2	4.2	3.654	2	3
2/07/2009	3.72	2	4.15	4.2	4.2	3.654	2	3
3/07/2009	3.72	2	4.15	4.3	4.2	3.674	2	3
4/07/2009	3.72	2	4.15	4.3	4.2	3.674	2	3
5/07/2009	3.72	2	4.15	4.3	4.2	3.674	2	3
6/07/2009	3.72	2	4.15	4.3	4.2	3.674	2	3
7/07/2009	3.72	2	4.15	4.3	4.2	3.674	2	3
8/07/2009	3.72	2	4.15	4.3	4.2	3.674	2	3
9/07/2009	3.72	2	4.15	4.3	4.2	3.674	2	3
10/07/2009	3.72	2	4.15	4.3	4.2	3.674	2	3
11/07/2009	3.72	2	4.15	4.3	4.2	3.674	2	3
12/07/2009	3.72	2	4.15	4.3	4.2	3.674	2	3
13/07/2009	3.72	2	4.15	4.3	4.2	3.674	2	3
14/07/2009	3.72	2	4.15	4.3	4.2	3.674	2	3
15/07/2009	3.72	2	4.15	4.3	4.2	3.674	2	3
16/07/2009	3.72	2	4.15	4.3	4.2	3.674	2	3
17/07/2009	3.93	2	4.15	4.3	4.2	3.716	2	3
18/07/2009	3.93	2	4.15	4.3	4.2	3.716	2	3
19/07/2009	3.93	2	4.15	4.3	4.2	3.716	2	3
20/07/2009	3.93	2	4.15	4.3	4.2	3.716	2	3
21/07/2009	3.93	2	4.15	4.3	4.2	3.716	2	3

22/07/2009	3.93	2	4.15	4.3	4.2	3.716	2	3
23/07/2009	3.93	2	4.15	4.3	4.2	3.716	2	3
24/07/2009	3.93	2	4.15	4.3	4.2	3.716	2	3
25/07/2009	3.93	2	4.15	4.3	4.2	3.716	2	3
26/07/2009	3.93	2	4.15	4.3	4.2	3.716	2	3
27/07/2009	3.93	2	4.15	4.3	4.2	3.716	2	3
28/07/2009	3.93	2	4.15	4.3	4.2	3.716	2	3
29/07/2009	3.93	2	4.15	4.3	4.2	3.716	2	3
30/07/2009	3.93	2	4.15	4.3	4.2	3.716	2	3
31/07/2009	4.14	2	4.15	4.3	4.2	3.758	2	3
1/08/2009	4.14	2	4.15	4.3	4.2	3.758	2	3
2/08/2009	4.14	2	4.15	4.3	4.2	3.758	2	3
3/08/2009	4.14	2	4.15	4.3	4.2	3.758	2	3
4/08/2009	4.14	2	4.15	4.3	4.2	3.758	2	3
5/08/2009	4.14	2	4.15	4.3	4.2	3.758	2	3
6/08/2009	4.14	2	4.15	4.3	4.2	3.758	2	3
7/08/2009	4.14	2	4.15	4.3	4.2	3.758	2	3
8/08/2009	4.14	2	4.15	4.3	4.2	3.758	2	3
9/08/2009	4.14	2	4.15	4.3	4.2	3.758	2	3
10/08/2009	4.14	2	4.15	4.3	4.2	3.758	2	3
11/08/2009	4.14	2	4.15	4.3	4.2	3.758	2	3
12/08/2009	4.14	2	4.15	4.3	4.2	3.758	2	3
13/08/2009	4.14	2	4.15	4.3	4.2	3.758	2	3
14/08/2009	4.14	2	4.15	4.3	4.2	3.758	2	3
15/08/2009	4.14	2	4.15	4.3	4.2	3.758	2	3
16/08/2009	4.14	2	4.15	4.3	4.2	3.758	2	3
17/08/2009	4.14	2	4.15	4.3	4.2	3.758	2	3
18/08/2009	4.5	4.5	4.45	4.6	4.5	4.51	2	3
19/08/2009	4.5	4.5	4.45	4.6	4.5	4.51	2	3
20/08/2009	4.5	4.5	4.45	4.6	4.5	4.51	2	3
21/08/2009	4.5	4.5	4.45	4.6	4.5	4.51	2	3
22/08/2009	4.5	4.5	4.45	4.6	4.5	4.51	2	3
23/08/2009	4.5	4.5	4.45	4.6	4.5	4.51	2	3
24/08/2009	4.5	4.5	4.45	4.6	4.5	4.51	2	3
25/08/2009	4.5	4.5	4.45	4.6	4.5	4.51	2	3
26/08/2009	4.5	4.5	4.45	4.6	4.5	4.51	2	3
27/08/2009	4.5	4.5	4.45	4.6	4.5	4.51	2	3
28/08/2009	4.5	4.5	4.45	4.6	4.5	4.51	2	3
29/08/2009	4.5	4.5	4.45	4.6	4.5	4.51	2	3
30/08/2009	4.5	4.5	4.45	4.6	4.5	4.51	2	3
31/08/2009	4.5	4.5	4.45	4.6	4.5	4.51	2	3
1/09/2009	4.5	4.5	4.45	4.6	4.5	4.51	2	3
2/09/2009	4.5	4.5	4.45	4.6	4.5	4.51	2	3
3/09/2009	4.5	4.5	4.45	4.6	4.5	4.51	2	3
4/09/2009	4.5	4.5	4.45	4.6	4.5	4.51	2	3
5/09/2009	4.5	4.5	4.45	4.6	4.5	4.51	2	3
6/09/2009	4.5	4.5	4.45	4.6	4.5	4.51	2	3
7/09/2009	4.5	4.5	4.45	4.6	4.5	4.51	2	3
8/09/2009	4.5	4.5	4.45	4.7	4.5	4.53	2	3
9/09/2009	4.5	4.5	4.45	4.7	4.5	4.53	2	3
10/09/2009	4.43	4.5	4.45	4.7	4.5	4.516	2	3
11/09/2009	4.43	4.5	4.45	4.7	4.5	4.516	2	3
12/09/2009	4.43	4.5	4.45	4.7	4.5	4.516	2	3
13/09/2009	4.43	4.5	4.45	4.7	4.5	4.516	2	3
14/09/2009	4.43	4.5	4.45	4.7	4.5	4.516	2	3
15/09/2009	4.43	4.5	4.45	4.7	4.5	4.516	2	3
16/09/2009	4.43	4.5	4.45	4.7	4.5	4.516	2	3
17/09/2009	4.43	4.5	4.45	4.7	4.5	4.516	2	3

18/09/2009	4.43	4.5	4.45	4.7	4.5	4.516	2	3
19/09/2009	4.43	4.5	4.45	4.7	4.5	4.516	2	3
20/09/2009	4.43	4.5	4.45	4.7	4.5	4.516	2	3
21/09/2009	4.43	4.5	4.45	4.7	4.5	4.516	2	3
22/09/2009	4.43	4.5	4.45	4.7	4.5	4.516	2	3
23/09/2009	4.43	4.5	4.45	4.7	4.5	4.516	2	3
24/09/2009	4.43	4.5	4.45	4.85	4.5	4.546	2	3
25/09/2009	4.43	4.5	4.45	4.85	4.5	4.546	2	3
26/09/2009	4.43	4.5	4.45	4.85	4.5	4.546	2	3
27/09/2009	4.43	4.5	4.45	4.85	4.5	4.546	2	3
28/09/2009	4.43	4.5	4.45	4.85	4.5	4.546	2	3
29/09/2009	4.43	4.5	4.45	4.85	4.5	4.546	2	3
30/09/2009	4.43	4.5	4.45	4.85	4.5	4.546	2	3
1/10/2009	4.43	4.5	4.45	4.85	4.5	4.546	2	3
2/10/2009	4.43	4.5	4.45	4.85	4.5	4.546	2	3
3/10/2009	4.43	4.5	4.45	4.85	4.5	4.546	2	3
4/10/2009	4.43	4.5	4.45	4.85	4.5	4.546	2	3
5/10/2009	4.43	4.5	4.45	4.85	4.5	4.546	2	3
6/10/2009	4.43	4.5	4.45	4.85	4.5	4.546	2	3
7/10/2009	4.43	4.5	4.45	4.85	4.5	4.546	2	3
8/10/2009	4.43	4.5	4.45	4.85	4.5	4.546	2	3
9/10/2009	4.43	4.5	4.45	4.85	4.5	4.546	2	3
10/10/2009	4.43	4.5	4.45	4.85	4.5	4.546	2	3
11/10/2009	4.43	4.5	4.45	4.85	4.5	4.546	2	3
12/10/2009	4.43	4.5	4.45	4.85	4.5	4.546	2	3
13/10/2009	4.43	4.5	4.45	4.85	4.5	4.546	2	3
14/10/2009	4.43	4.5	4.45	4.85	4.5	4.546	2	3
15/10/2009	4.43	5.3	4.45	4.85	4.5	4.706	2	3
16/10/2009	4.43	5.3	4.45	4.85	4.5	4.706	2	3
17/10/2009	4.43	5.3	4.45	4.85	4.5	4.706	2	3
18/10/2009	4.43	5.3	4.45	4.85	4.5	4.706	2	3
19/10/2009	4.43	5.35	5.3	4.85	4.5	4.886	2	3
20/10/2009	5.25	5.35	5.3	5.35	4.5	5.15	2	3
21/10/2009	5.25	5.35	5.3	5.35	4.5	5.15	2	3
22/10/2009	5.25	5.35	5.3	5.35	4.5	5.15	2	3
23/10/2009	5.25	5.35	5.3	5.35	4.5	5.15	2	3
24/10/2009	5.25	5.35	5.3	5.35	4.5	5.15	2	3
25/10/2009	5.25	5.35	5.3	5.35	4.5	5.15	2	3
26/10/2009	5.25	5.35	5.3	5.35	4.5	5.15	2	3
27/10/2009	5.25	5.35	5.3	5.35	4.5	5.15	2	3
28/10/2009	5.25	5.35	5.3	5.35	4.5	5.15	2	3
29/10/2009	5.25	5.35	5.3	5.35	4.5	5.15	2	3
30/10/2009	5.25	5.35	5.3	5.35	4.5	5.15	2	3
31/10/2009	5.25	5.35	5.3	5.35	4.5	5.15	2	3
1/11/2009	5.25	5.35	5.3	5.35	4.5	5.15	2	3
2/11/2009	5.25	5.35	5.3	5.35	4.5	5.15	2	3
3/11/2009	5.25	5.35	5.3	5.35	4.5	5.15	2	3
4/11/2009	5.25	5.35	5.3	5.35	4.5	5.15	2	3
5/11/2009	5.25	5.35	5.3	5.35	4.5	5.15	2	3
6/11/2009	5.25	5.35	5.3	5.35	4.5	5.15	2	3
7/11/2009	5.25	5.35	5.3	5.35	4.5	5.15	2	3
8/11/2009	5.25	5.35	5.3	5.35	4.5	5.15	2	3
9/11/2009	5.25	5.35	5.3	5.35	5.2	5.29	2	3
10/11/2009	5.25	5.35	5.3	5.35	5.2	5.29	2	3
11/11/2009	5.25	5.35	5.3	5.35	5.2	5.29	2	3
12/11/2009	5.25	5.35	5.3	5.35	5.2	5.29	2	3
13/11/2009	5.25	5.35	5.3	5.35	5.2	5.29	2	3
14/11/2009	5.25	5.35	5.3	5.35	5.2	5.29	2	3

15/11/2009	5.25	5.35	5.3	5.35	5.2	5.29	2	3
16/11/2009	5.25	5.35	5.3	5.35	5.2	5.29	2	3
17/11/2009	5.25	5.35	5.3	5.35	5.2	5.29	2	3
18/11/2009	5.25	5.35	5.3	5.35	5.2	5.29	2	3
19/11/2009	5.25	5.35	5.3	5.35	5.2	5.29	2	3
20/11/2009	5.25	5.35	5.3	5.35	5.2	5.29	2	3
21/11/2009	5.25	5.35	5.3	5.35	5.2	5.29	2	3
22/11/2009	5.25	5.35	5.3	5.35	5.2	5.29	2	3
23/11/2009	5.25	5.35	5.3	5.35	5.2	5.29	2	3
24/11/2009	5.25	5.35	5.3	5.35	5.2	5.29	2	3
25/11/2009	5.25	5.35	5.3	5.35	5.2	5.29	2	3
26/11/2009	5.25	5.35	5.3	5.35	5.2	5.29	2	3
27/11/2009	5.25	5.35	5.3	5.35	5.2	5.29	2	3
28/11/2009	5.25	5.35	5.3	5.35	5.2	5.29	2	3
29/11/2009	5.25	5.35	5.3	5.35	5.2	5.29	2	3
30/11/2009	5.25	5.35	5.3	5.35	5.2	5.29	2	3
1/12/2009	5.25	5.35	5.3	5.35	5.2	5.29	2	3
2/12/2009	5.25	5.35	5.3	5.35	5.2	5.29	2	3
3/12/2009	5.5	5.5	6.65	6.8	6.6	6.21	2	3
4/12/2009	5.5	5.5	6.65	6.8	6.6	6.21	2	3
5/12/2009	5.87	5.5	6.65	6.8	6.6	6.284	2	3
6/12/2009	5.87	5.5	6.65	6.8	6.6	6.284	2	3
7/12/2009	5.87	5.5	6.65	6.8	6.6	6.284	2	3
8/12/2009	5.87	5.5	6.65	6.8	6.6	6.284	2	3
9/12/2009	5.87	5.5	6.65	6.8	6.6	6.284	2	3
10/12/2009	5.87	5.5	6.65	6.8	6.6	6.284	2	3
11/12/2009	5.87	5.5	6.65	6.8	6.6	6.284	2	3
12/12/2009	5.87	5.5	6.65	6.8	6.6	6.284	2	3
13/12/2009	5.87	5.5	6.65	6.8	6.6	6.284	2	3
14/12/2009	6	5.5	5.95	6.8	6.6	6.17	2	3
15/12/2009	6	5.5	5.95	6.8	6.6	6.17	2	3
16/12/2009	6	5.5	5.95	6.8	6.6	6.17	2	3
17/12/2009	6	5.5	5.95	6.8	6.6	6.17	2	3
18/12/2009	6	5.5	5.95	6.8	6.6	6.17	2	3
19/12/2009	6	5.5	5.95	6.8	6.6	6.17	2	3
20/12/2009	6	5.5	5.95	6.8	6.6	6.17	2	3
21/12/2009	6	5.5	5.95	6.8	6.6	6.17	2	3
22/12/2009	6	5.5	5.95	6.8	6.6	6.17	2	3
23/12/2009	6	5.5	5.95	6.8	6.6	6.17	2	3
24/12/2009	6	5.5	5.95	6.8	6.6	6.17	2	3
25/12/2009	6	5.5	5.95	6.8	6.6	6.17	2	3
26/12/2009	6	5.5	5.95	6.8	6.6	6.17	2	3
27/12/2009	6	5.5	5.95	6.8	6.6	6.17	2	3
28/12/2009	6	5.5	5.95	6.8	6.6	6.17	2	3
29/12/2009	6	5.5	5.95	6.8	6.6	6.17	2	3
30/12/2009	6	5.5	5.95	6.8	6.6	6.17	2	3
31/12/2009	6	5.5	5.95	6.8	6.6	6.17	2	3
1/01/2010	6	5.5	5.95	6.8	6.6	6.17	2	3
2/01/2010	6	5.5	5.95	6.8	6.6	6.17	2	3
3/01/2010	6	5.5	5.95	6.8	6.6	6.17	2	3
4/01/2010	6	5.5	5.95	6	5.95	5.88	2	3
5/01/2010	6	5.5	5.95	6	5.95	5.88	2	3
6/01/2010	6	5.5	5.95	6	5.95	5.88	2	3
7/01/2010	6	5.5	5.95	6	5.95	5.88	2	3
8/01/2010	6	5.5	5.95	6	5.95	5.88	2	3
9/01/2010	6	5.5	5.95	6	5.95	5.88	2	3
10/01/2010	6	5.5	5.95	6	5.95	5.88	2	3
11/01/2010	6	5.5	5.85	6	5.95	5.86	2	3

12/01/2010	6	5.5	5.85	6	5.95	5.86	2	3
13/01/2010	6	5.5	5.85	6	5.95	5.86	2	3
14/01/2010	6	5.5	5.85	6	5.95	5.86	2	3
15/01/2010	6	5.5	5.85	6	5.95	5.86	2	3
16/01/2010	6	5.5	5.85	6	5.95	5.86	2	3
17/01/2010	6	5.5	5.85	6	5.95	5.86	2	3
18/01/2010	6	5.5	5.85	6	5.95	5.86	2	3
19/01/2010	6	6	5.85	6	5.95	5.96	2	3
20/01/2010	6	6	5.85	6	5.95	5.96	2	3
21/01/2010	6	6	5.85	6	5.95	5.96	2	3
22/01/2010	6	6	5.85	6	5.95	5.96	2	3
23/01/2010	6	6	5.85	6	5.95	5.96	2	3
24/01/2010	6	6	5.85	6	5.95	5.96	2	3
25/01/2010	6	6	5.85	6	5.95	5.96	2	3
26/01/2010	6	6	5.85	6	5.95	5.96	2	3
27/01/2010	6	6	5.85	6	5.95	5.96	2	3
28/01/2010	6	6	5.85	6	5.95	5.96	2	3
29/01/2010	6	6	5.85	6	5.85	5.94	2	3
30/01/2010	6	6	5.85	6	5.85	5.94	2	3
31/01/2010	6	6	5.85	6	5.85	5.94	2	3
1/02/2010	6	6	5.85	6	5.85	5.94	2	3
2/02/2010	6	6	5.85	6	5.85	5.94	2	3
3/02/2010	6	6	5.85	6	5.85	5.94	2	3
4/02/2010	6	6	5.85	6	5.85	5.94	2	3
5/02/2010	6	6	5.85	6	5.85	5.94	2	3
6/02/2010	6	6	5.85	6	5.85	5.94	2	3
7/02/2010	6	6	5.85	6	5.85	5.94	2	3
8/02/2010	6	6	5.75	6	5.85	5.92	2	3
9/02/2010	6	6	5.75	6	5.85	5.92	2	3
10/02/2010	6	6	5.75	6	5.85	5.92	2	3
11/02/2010	6	6	5.75	6	5.85	5.92	2	3
12/02/2010	6	6	5.75	6	5.85	5.92	2	3
13/02/2010	6	6	5.75	6	5.85	5.92	2	3
14/02/2010	6	6	5.75	6	5.85	5.92	2	3
15/02/2010	6	6	5.75	6	5.85	5.92	2	3
16/02/2010	6	6	5.75	6	5.85	5.92	2	3
17/02/2010	6	6	5.75	6	5.85	5.92	2	3
18/02/2010	6	6	5.75	6	5.85	5.92	2	3
19/02/2010	6	6	5.75	6	5.85	5.92	2	3
20/02/2010	6	6	5.75	6	5.85	5.92	2	3
21/02/2010	6	6	5.75	6	5.85	5.92	2	3
22/02/2010	6	6	5.85	6	5.85	5.94	2	3
23/02/2010	6	6	5.85	6	5.85	5.94	2	3
24/02/2010	6	6	5.85	6	5.85	5.94	2	3
25/02/2010	6	6	5.85	6	5.85	5.94	2	3
26/02/2010	6	6	5.85	6	5.85	5.94	2	3
27/02/2010	6	6	5.85	6	5.85	5.94	2	3
28/02/2010	6	6	5.85	6	5.85	5.94	2	3
1/03/2010	6	6	5.85	6	5.85	5.94	2	3
2/03/2010	6	6	5.85	6	5.85	5.94	2	3
3/03/2010	6	6	5.85	6	5.85	5.94	2	3
4/03/2010	6	6	5.85	6	5.85	5.94	2	3
5/03/2010	6	6	5.85	6	5.85	5.94	2	3
6/03/2010	6	6	5.85	6	5.85	5.94	2	3
7/03/2010	6	6	5.85	6	5.85	5.94	2	3
8/03/2010	6	6	5.85	6	5.85	5.94	2	3
9/03/2010	6	6	5.85	6	5.85	5.94	2	3
10/03/2010	6	6	5.85	6	5.85	5.94	2	3

11/03/2010	6	6	5.85	6	5.85	5.94	2	3
12/03/2010	6	6	5.85	6	5.85	5.94	2	3
13/03/2010	6	6	5.85	6	5.85	5.94	2	3
14/03/2010	6	6	5.85	6	5.85	5.94	2	3
15/03/2010	6	6	5.85	6	5.85	5.94	2	3
16/03/2010	6	6	5.85	6	5.85	5.94	2	3
17/03/2010	6	6	5.85	6	6	5.97	2	3
18/03/2010	6	6	5.85	6	6	5.97	2	3
19/03/2010	6	6	5.85	6	6	5.97	2	3
20/03/2010	6	6	5.85	6	6	5.97	3	4.5
21/03/2010	6	6	5.85	6	6	5.97	3	4.5
22/03/2010	6	6	5.85	6	6	5.97	3	4.5
23/03/2010	6	6	5.85	6	6	5.97	3	4.5
24/03/2010	6	6	5.85	6	6	5.97	3	4.5
25/03/2010	6	6	5.85	6	6	5.97	3	4.5
26/03/2010	6	6	5.85	6	6	5.97	3	4.5
27/03/2010	6	6	5.85	6	6	5.97	3	4.5
28/03/2010	6	6	5.85	6	6	5.97	3	4.5
29/03/2010	6	6	5.85	6	6	5.97	3	4.5
30/03/2010	6	6	5.85	6	6	5.97	3	4.5
31/03/2010	6	6	5.85	6	6	5.97	3	4.5
1/04/2010	6	6	5.85	6	6	5.97	3	4.5
2/04/2010	6	6	5.85	6	6	5.97	3	4.5
3/04/2010	6	6	5.85	6	6	5.97	3	4.5
4/04/2010	6	6	5.85	6	6	5.97	3	4.5
5/04/2010	6	6	5.85	6	6	5.97	3	4.5
6/04/2010	6	6	5.85	6	6	5.97	3	4.5
7/04/2010	6	6	5.85	6	6	5.97	3	4.5
8/04/2010	6	6	5.85	6	6	5.97	3	4.5
9/04/2010	6	6	5.85	6	6	5.97	3	4.5
10/04/2010	6	6	5.85	6	6	5.97	3	4.5
11/04/2010	6	6	5.85	6	6	5.97	3	4.5
12/04/2010	6	6	5.85	6	6	5.97	3	4.5
13/04/2010	6	6	5.85	6	6	5.97	3	4.5
14/04/2010	6	6	5.85	6	6	5.97	3	4.5
15/04/2010	6	6	5.85	6	6	5.97	3	4.5
16/04/2010	6	6	5.85	6	6	5.97	3	4.5
17/04/2010	6	6	5.85	6	6	5.97	3	4.5
18/04/2010	6	6	5.85	6	6	5.97	3	4.5
19/04/2010	6	6	5.85	6	6	5.97	3	4.5
20/04/2010	6	6	5.85	6	6	5.97	3	4.5
21/04/2010	6	6	5.85	6	6	5.97	3	4.5
22/04/2010	6	6	5.85	6	6	5.97	3	4.5
23/04/2010	6	6	5.85	6	6	5.97	3	4.5
24/04/2010	6	6	5.85	6	6	5.97	3	4.5
25/04/2010	6	6	5.85	6	6	5.97	3	4.5
26/04/2010	6	6	5.85	6	6	5.97	3	4.5
27/04/2010	6	6	5.85	6	6	5.97	3	4.5
28/04/2010	6	6	5.85	6	6	5.97	3	4.5
29/04/2010	6	6	5.85	6	6	5.97	3	4.5
30/04/2010	6	6	5.85	6	6	5.97	3	4.5
1/05/2010	6	6	5.85	6	6	5.97	3	4.5
2/05/2010	6	6	5.85	6	6	5.97	3	4.5
3/05/2010	6	6	5.85	6	6	5.97	3	4.5
4/05/2010	6	6	5.85	6	6	5.97	3	4.5
5/05/2010	5.87	6	5.85	6	6	5.944	3	4.5
6/05/2010	5.87	6	5.85	6	6	5.944	3	4.5
7/05/2010	5.87	6	5.85	6	6	5.944	3	4.5

8/05/2010	5.87	6	5.85	6	6	5.944	3	4.5
9/05/2010	5.87	6	5.85	6	6	5.944	3	4.5
10/05/2010	5.87	6	5.85	6	6	5.944	3	4.5
11/05/2010	5.87	6	5.85	6	6	5.944	3	4.5
12/05/2010	5.87	6	5.85	6	6	5.944	3	4.5
13/05/2010	5.87	6	5.85	6	6	5.944	3	4.5
14/05/2010	5.87	6	5.85	6	6	5.944	3	4.5
15/05/2010	5.87	6	5.85	6	6	5.944	3	4.5
16/05/2010	5.87	6	5.85	6	6	5.944	3	4.5
17/05/2010	5.87	6	5.85	6	6	5.944	3	4.5
18/05/2010	5.87	6	5.85	6	6	5.944	3	4.5
19/05/2010	5.87	6	5.85	6	6	5.944	3	4.5
20/05/2010	5.87	6	5.85	6	6	5.944	3	4.5
21/05/2010	5.87	6	5.85	6	6	5.944	3	4.5
22/05/2010	5.87	6	5.85	6	6	5.944	3	4.5
23/05/2010	5.87	6	5.85	6	6	5.944	3	4.5
24/05/2010	5.87	6	5.85	6	6	5.944	3	4.5
25/05/2010	5.87	6	5.85	6	6	5.944	3	4.5
26/05/2010	5.87	6	5.85	6	6	5.944	3	4.5
27/05/2010	5.87	6	5.85	6	6	5.944	3	4.5
28/05/2010	5.87	6	5.85	6	6	5.944	3	4.5
29/05/2010	5.87	6	5.85	6	6	5.944	3	4.5
30/05/2010	5.87	6	5.85	6	6	5.944	3	4.5
31/05/2010	5.87	6	5.85	6	6	5.944	3	4.5
1/06/2010	6	6	5.85	6	6	5.97	3	4.5
2/06/2010	6	6	5.85	6	6	5.97	3	4.5
3/06/2010	6	6	5.85	6	6	5.97	3	4.5
4/06/2010	6	6	5.85	6	6	5.97	3	4.5
5/06/2010	6	6	5.85	6	6	5.97	3	4.5
6/06/2010	6	6	5.85	6	6	5.97	3	4.5
7/06/2010	6	6	5.85	6	6	5.97	3	4.5
8/06/2010	6	6	5.85	6	6	5.97	3	4.5
9/06/2010	6	6	5.85	6	6	5.97	3	4.5
10/06/2010	6	6	5.85	6	6	5.97	3	4.5
11/06/2010	6	6	5.85	6	6	5.97	3	4.5
12/06/2010	6	6	5.85	6	6	5.97	3	4.5
13/06/2010	6	6	5.85	6	6	5.97	3	4.5
14/06/2010	6	6	5.85	6	6	5.97	3	4.5
15/06/2010	6	6	5.85	6	6	5.97	3	4.5
16/06/2010	6	6	5.85	6	6	5.97	3	4.5
17/06/2010	6	6	5.85	6	6	5.97	3	4.5
18/06/2010	6	6	5.85	6	6	5.97	3	4.5
19/06/2010	6	6	5.85	6	6	5.97	3	4.5
20/06/2010	6	6	5.85	6	6	5.97	3	4.5
21/06/2010	6	6	5.85	6	6	5.97	3	4.5
22/06/2010	6	6	5.85	6	6	5.97	3	4.5
23/06/2010	6	6	5.85	6	6	5.97	3	4.5
24/06/2010	6	6	5.85	6	6	5.97	3	4.5
25/06/2010	6	6	5.85	6	6	5.97	3	4.5
26/06/2010	6	6	5.85	6	6	5.97	3	4.5
27/06/2010	6	6	5.85	6	6	5.97	3	4.5
28/06/2010	6	6	5.85	6	6	5.97	3	4.5
29/06/2010	6	6	5.85	6	6	5.97	3	4.5
30/06/2010	6	6	5.85	6	6	5.97	3	4.5
1/07/2010	6	6	5.85	6	6	5.97	3	4.5
2/07/2010	6	6	5.85	6	6	5.97	3	4.5
3/07/2010	6	6	5.85	6	6	5.97	3	4.5
4/07/2010	6	6	5.85	6	6	5.97	3	4.5

5/07/2010	6	6	5.85	6	6	5.97	3	4.5
6/07/2010	6	6	5.85	6	6	5.97	3	4.5
7/07/2010	6	6	5.85	6	6	5.97	3	4.5
8/07/2010	6	6	5.85	6	6	5.97	3	4.5
9/07/2010	6	6	5.85	6	6	5.97	3	4.5
10/07/2010	6	6	5.85	6	6	5.97	3	4.5
11/07/2010	6	6	5.85	6	6	5.97	3	4.5
12/07/2010	6	6	5.85	6	6	5.97	3	4.5
13/07/2010	6	6	5.85	6	6	5.97	3	4.5
14/07/2010	6	6	5.85	6	6	5.97	3	4.5
15/07/2010	6	6	5.85	6	6	5.97	3	4.5
16/07/2010	6	6	5.85	6	6	5.97	3	4.5
17/07/2010	6	6	5.85	6	6	5.97	3	4.5
18/07/2010	6	6	5.85	6	6	5.97	3	4.5
19/07/2010	6	6	5.85	6	6	5.97	3	4.5
20/07/2010	6	6	5.85	6	6	5.97	3	4.5
21/07/2010	6	6	5.85	6	6	5.97	3	4.5
22/07/2010	6	6	5.85	6	6	5.97	3	4.5
23/07/2010	6	6	5.85	6	6	5.97	3	4.5
24/07/2010	6	6	5.85	6	6	5.97	3	4.5
25/07/2010	6	6	5.85	6	6	5.97	3	4.5
26/07/2010	6	6	5.85	6	6	5.97	3	4.5
27/07/2010	6	6	5.85	6	6	5.97	3	4.5
28/07/2010	6	6	5.85	6	6	5.97	3	4.5
29/07/2010	6	6	5.85	6	6	5.97	3	4.5
30/07/2010	6	6	5.85	6	6	5.97	3	4.5
31/07/2010	6	6	5.85	6	6	5.97	3	4.5
1/08/2010	6	6	5.85	6	6	5.97	3	4.5
2/08/2010	6	6	5.85	6	6	5.97	3	4.5
3/08/2010	6	6	5.85	6	6	5.97	3	4.5
4/08/2010	6	6	5.85	6	6	5.97	3	4.5
5/08/2010	6	6	5.85	6	6	5.97	3	4.5
6/08/2010	6	6	5.85	6	6	5.97	3	4.5
7/08/2010	6	6	5.85	6	6	5.97	3	4.5
8/08/2010	6	6	5.85	6	6	5.97	3	4.5
9/08/2010	6	6	5.85	6	6	5.97	3	4.5
10/08/2010	6	6	5.85	6	6	5.97	3	4.5
11/08/2010	6	6	5.85	6	6	5.97	3	4.5
12/08/2010	6	6	5.85	6	6	5.97	3	4.5
13/08/2010	6	6	5.85	6	6	5.97	3	4.5
14/08/2010	6	6	5.85	6	6	5.97	3	4.5
15/08/2010	6	6	5.85	6	6	5.97	3	4.5
16/08/2010	6	6	5.85	6	6	5.97	3	4.5
17/08/2010	6	6	5.85	6	6	5.97	3	4.5
18/08/2010	6	6	5.85	6	6	5.97	3	4.5
19/08/2010	6	6	5.85	6	6	5.97	3	4.5
20/08/2010	6	6	5.85	6	6	5.97	3	4.5
21/08/2010	6	6	5.85	6	6	5.97	3	4.5
22/08/2010	6	6	5.85	6	6	5.97	3	4.5
23/08/2010	6	6	5.85	6	6	5.97	3	4.5
24/08/2010	6	6	5.85	6	6	5.97	3	4.5
25/08/2010	6	6	5.85	6	6	5.97	3	4.5
26/08/2010	6	6	5.85	6	6	5.97	3	4.5
27/08/2010	6	6	5.85	6	6	5.97	3	4.5
28/08/2010	6	6	5.85	6	6	5.97	3	4.5
29/08/2010	6	6	5.85	6	6	5.97	3	4.5
30/08/2010	6	6	5.85	6	6	5.97	3	4.5
31/08/2010	6	6	5.85	6	6	5.97	3	4.5

1/09/2010	6	6	5.85	6	6	5.97	3	4.5
2/09/2010	6	6	5.85	6	6	5.97	3	4.5
3/09/2010	6	6	5.85	6	6	5.97	3	4.5
4/09/2010	6	6	5.85	6	6	5.97	3	4.5
5/09/2010	6	6	5.85	6	6	5.97	3	4.5
6/09/2010	6	6	5.85	6	6	5.97	3	4.5
7/09/2010	6	6	5.85	6	6	5.97	3	4.5
8/09/2010	6	6	5.85	6	6	5.97	3	4.5
9/09/2010	6	6	5.85	6	6	5.97	3	4.5
10/09/2010	6	6	5.85	6	6	5.97	3	4.5
11/09/2010	6	6	5.85	6	6	5.97	3	4.5
12/09/2010	6	6	5.85	6	6	5.97	3	4.5
13/09/2010	6	6	5.85	6	6	5.97	3	4.5
14/09/2010	6	6	5.85	6	6	5.97	3	4.5
15/09/2010	6	6	5.85	6	6	5.97	3	4.5
16/09/2010	6	6	5.85	6	6	5.97	3	4.5
17/09/2010	6	6	5.85	6	6	5.97	3	4.5
18/09/2010	6	6	5.85	6	6	5.97	3	4.5
19/09/2010	6	6	5.85	6	6	5.97	3	4.5
20/09/2010	6	6	5.85	6	6	5.97	3	4.5
21/09/2010	6	6	5.85	6	6	5.97	3	4.5
22/09/2010	6	6	5.85	6	6	5.97	3	4.5
23/09/2010	6	6	5.85	6	6	5.97	3	4.5
24/09/2010	6	6	5.85	6	6	5.97	3	4.5
25/09/2010	6	6	5.85	6	6	5.97	3	4.5
26/09/2010	6	6	5.85	6	6	5.97	3	4.5
27/09/2010	6	6	5.85	6	6	5.97	3	4.5
28/09/2010	6	6	5.85	6	6	5.97	3	4.5
29/09/2010	6	6	5.85	6	6	5.97	3	4.5
30/09/2010	6	6	5.85	6	6	5.97	3	4.5
1/10/2010	6	6	5.85	6	6	5.97	3	4.5
2/10/2010	6	6	5.85	6	6	5.97	3	4.5
3/10/2010	6	6	5.85	6	6	5.97	3	4.5
4/10/2010	6	6	5.85	6	6	5.97	3	4.5
5/10/2010	6	6	5.85	6	6	5.97	3	4.5
6/10/2010	6	6	5.85	6	6	5.97	3	4.5
7/10/2010	6	6	5.85	6	6	5.97	3	4.5
8/10/2010	6	6	5.85	6	6	5.97	3	4.5
9/10/2010	6	6	5.85	6	6	5.97	3	4.5
10/10/2010	6	6	5.85	6	6	5.97	3	4.5
11/10/2010	6.05	6	5.85	6	6.05	5.99	3	4.5
12/10/2010	6.05	6	5.85	6	6.05	5.99	3	4.5
13/10/2010	6.05	6	5.85	6	6.05	5.99	3	4.5
14/10/2010	6.05	6	5.85	6	6.05	5.99	3	4.5
15/10/2010	6.05	6	5.85	6	6.05	5.99	3	4.5
16/10/2010	6.05	6	5.85	6	6.05	5.99	3	4.5
17/10/2010	6.05	6	5.85	6	6.05	5.99	3	4.5
18/10/2010	6.05	6	5.85	6	6.05	5.99	3	4.5
19/10/2010	6.05	6	5.85	6	6.05	5.99	3	4.5
20/10/2010	6.05	6	5.85	6	6.05	5.99	3	4.5
21/10/2010	6.05	6	5.85	6	6.05	5.99	3	4.5
22/10/2010	6.05	6	5.85	6	6.05	5.99	3	4.5
23/10/2010	6.05	6	5.85	6	6.05	5.99	3	4.5
24/10/2010	6.05	6	5.85	6	6.05	5.99	3	4.5
25/10/2010	6.05	6	5.85	6	6.05	5.99	3	4.5
26/10/2010	6.05	6	5.85	6	6.05	5.99	3	4.5
27/10/2010	6.05	6	5.85	6	6.05	5.99	3	4.5
28/10/2010	6.05	6	5.85	6	6.05	5.99	3	4.5

29/10/2010	6.05	6	5.85	6	6.05	5.99	3	4.5
30/10/2010	6.05	6	5.85	6	6.05	5.99	3	4.5
31/10/2010	6.05	6	5.85	6	6.05	5.99	3	4.5
1/11/2010	6.05	6	5.85	6	6.05	5.99	3	4.5
2/11/2010	6.05	6	5.85	6	6.05	5.99	3	4.5
3/11/2010	6.05	6	5.85	6	6.05	5.99	3	4.5
4/11/2010	6.05	6	5.85	6	6.05	5.99	3	4.5
5/11/2010	6.05	6	5.85	6	6.05	5.99	3	4.5
6/11/2010	6.05	6	5.85	6	6.05	5.99	3	4.5
7/11/2010	6.05	6	5.85	6	6.05	5.99	3	4.5
8/11/2010	6.05	6	5.85	6	6.05	5.99	3	4.5
9/11/2010	6.05	6	5.85	6	6.05	5.99	3	4.5
10/11/2010	6.05	6	5.85	6	6.05	5.99	3	4.5
11/11/2010	6.05	6	5.85	6	6.05	5.99	3	4.5
12/11/2010	6.05	6	5.85	6	6.05	5.99	3	4.5
13/11/2010	6.05	6	5.85	6	6.05	5.99	3	4.5
14/11/2010	6.05	6	5.85	6	6.05	5.99	3	4.5
15/11/2010	6.05	6	5.85	6	6.05	5.99	3	4.5
16/11/2010	6.05	6	5.85	6	6.05	5.99	3	4.5
17/11/2010	6.05	6	5.85	6	6.05	5.99	3	4.5
18/11/2010	6.05	6	5.85	6	6.05	5.99	3	4.5
19/11/2010	6.05	6	5.85	6	6.05	5.99	3	4.5
20/11/2010	6.05	6	5.85	6	6.05	5.99	3	4.5
21/11/2010	6.05	6	5.85	6	6.05	5.99	3	4.5
22/11/2010	6.05	6	5.85	6	6.05	5.99	3	4.5
23/11/2010	6.05	6	5.85	6	6.05	5.99	3	4.5
24/11/2010	6.05	6	5.85	6	6.05	5.99	3	4.5
25/11/2010	6.05	6	5.85	6	6.05	5.99	3	4.5
26/11/2010	6.05	6	5.85	6	6.05	5.99	3	4.5
27/11/2010	6.05	6	5.85	6	6.05	5.99	3	4.5
28/11/2010	6.05	6	5.85	6	6.05	5.99	3	4.5
29/11/2010	6.05	6	5.85	6	6.05	5.99	3	4.5
30/11/2010	6.05	6	5.85	6	6.05	5.99	3	4.5
1/12/2010	6.05	6	5.85	6	6.05	5.99	3	4.5
2/12/2010	6.05	6	5.85	6	6.05	5.99	3	4.5
3/12/2010	6.05	6	5.85	6	6.05	5.99	3	4.5
4/12/2010	6.05	6	5.85	6	6.05	5.99	3	4.5
5/12/2010	6.05	6	5.85	6	6.05	5.99	3	4.5
6/12/2010	6	6	5.85	6.15	6.1	6.02	3	4.5
7/12/2010	6	6	5.85	6.15	6.1	6.02	3	4.5
8/12/2010	6	6	5.85	6.15	6.1	6.02	3	4.5
9/12/2010	6	6	5.85	6.15	6.1	6.02	3	4.5
10/12/2010	6	6	5.85	6.15	6.1	6.02	3	4.5
11/12/2010	6	6	5.85	6.15	6.1	6.02	3	4.5
12/12/2010	6	6	5.85	6.15	6.1	6.02	3	4.5
13/12/2010	6.11	6	5.85	6.15	6.1	6.042	3	4.5
14/12/2010	6.11	6	5.85	6.15	6.1	6.042	3	4.5
15/12/2010	6.11	6	5.85	6.15	6.1	6.042	3	4.5
16/12/2010	6.11	6	5.85	6.15	6.1	6.042	3	4.5
17/12/2010	6.11	6	5.85	6.15	6.1	6.042	3	4.5
18/12/2010	6.11	6	5.85	6.15	6.1	6.042	3	4.5
19/12/2010	6.11	6	5.85	6.15	6.1	6.042	3	4.5
20/12/2010	6.11	6	5.85	6.15	6.1	6.042	3	4.5
21/12/2010	6.11	6	5.85	6.15	6.1	6.042	3	4.5
22/12/2010	6.11	6	5.85	6.15	6.1	6.042	3	4.5
23/12/2010	6.11	6	5.85	6.15	6.1	6.042	3	4.5
24/12/2010	6.11	6	5.85	6.15	6.1	6.042	3	4.5
25/12/2010	6.11	6	5.85	6.15	6.1	6.042	3	4.5

26/12/2010	6.11	6	5.85	6.15	6.1	6.042	3	4.5
27/12/2010	6.11	6	5.85	6.15	6.1	6.042	3	4.5
28/12/2010	6.11	6	5.85	6.15	6.1	6.042	3	4.5
29/12/2010	6.11	6	5.85	6.15	6.1	6.042	3	4.5
30/12/2010	6.11	6	5.85	6.15	6.1	6.042	3	4.5
31/12/2010	6.11	6	5.85	6.15	6.1	6.042	3	4.5
1/01/2011	6.11	6	5.85	6.15	6.1	6.042	3	4.5
2/01/2011	6.11	6	5.85	6.15	6.1	6.042	3	4.5
3/01/2011	6.11	6	5.85	6.15	6.1	6.042	3	4.5
4/01/2011	6.11	6	5.85	6.15	6.1	6.042	3	4.5
5/01/2011	6.11	6	5.85	6.15	6.1	6.042	3	4.5
6/01/2011	6.2	6.1	6.2	6.15	6.1	6.15	3	4.5
7/01/2011	6.2	6.1	6.2	6.15	6.1	6.15	3	4.5
8/01/2011	6.2	6.1	6.2	6.15	6.1	6.15	3	4.5
9/01/2011	6.2	6.1	6.2	6.15	6.1	6.15	3	4.5
10/01/2011	6.2	6.1	6.2	6.15	6.1	6.15	3	4.5
11/01/2011	6.2	6.1	6.2	6.15	6.1	6.15	3	4.5
12/01/2011	6.2	6.1	6.2	6.15	6.1	6.15	3	4.5
13/01/2011	6.2	6.1	6.2	6.15	6.1	6.15	3	4.5
14/01/2011	6.2	6.1	6.2	6.15	6.1	6.15	3	4.5
15/01/2011	6.2	6.1	6.2	6.15	6.1	6.15	3	4.5
16/01/2011	6.2	6.1	6.2	6.15	6.1	6.15	3	4.5
17/01/2011	6.2	6.1	6.2	6.15	6.1	6.15	3	4.5
18/01/2011	6.2	6.1	6.2	6.15	6.1	6.15	3	4.5
19/01/2011	6.2	6.1	6.2	6.15	6.1	6.15	3	4.5
20/01/2011	6.2	6.1	6.2	6.15	6.1	6.15	3	4.5
21/01/2011	6.2	6.1	6.2	6.15	6.1	6.15	3	4.5
22/01/2011	6.2	6.1	6.2	6.15	6.1	6.15	3	4.5
23/01/2011	6.2	6.1	6.2	6.15	6.1	6.15	3	4.5
24/01/2011	6.2	6.1	6.2	6.15	6.1	6.15	3	4.5
25/01/2011	6.2	6.1	6.2	6.15	6.1	6.15	3	4.5
26/01/2011	6.2	6.1	6.2	6.15	6.1	6.15	3	4.5
27/01/2011	6.2	6.1	6.2	6.15	6.1	6.15	3	4.5
28/01/2011	6.2	6.1	6.2	6.15	6.1	6.15	3	4.5
29/01/2011	6.2	6.1	6.2	6.15	6.1	6.15	3	4.5
30/01/2011	6.2	6.1	6.2	6.15	6.1	6.15	3	4.5
31/01/2011	6.2	6.1	6.2	6.15	6.1	6.15	3	4.5
1/02/2011	6.2	6.1	6.2	6.15	6.1	6.15	3	4.5
2/02/2011	6.2	6.1	6.2	6.15	6.1	6.15	3	4.5
3/02/2011	6.2	6.1	6.2	6.15	6.1	6.15	3	4.5
4/02/2011	6.2	6.1	6.2	6.15	6.1	6.15	3	4.5
5/02/2011	6.2	6.1	6.2	6.15	6.1	6.15	3	4.5
6/02/2011	6.2	6.1	6.2	6.15	6.1	6.15	3	4.5
7/02/2011	6.11	6.1	6.2	6.15	6.1	6.132	3	4.5
8/02/2011	6.11	6.1	6.2	6.15	6.1	6.132	3	4.5
9/02/2011	6.11	6.1	6.2	6.15	6.1	6.132	3	4.5
10/02/2011	6.11	6.1	6.2	6.15	6.1	6.132	3	4.5
11/02/2011	6.11	6.1	6.2	6.15	6.1	6.132	3	4.5
12/02/2011	6.11	6.1	6.2	6.15	6.1	6.132	3	4.5
13/02/2011	6.11	6.1	6.2	6.15	6.1	6.132	3	4.5
14/02/2011	6.11	6.1	6.2	6.15	6.1	6.132	3	4.5
15/02/2011	6.11	6.1	6.2	6.15	6.1	6.132	3	4.5
16/02/2011	6.11	6.1	6.2	6.15	6.1	6.132	3	4.5
17/02/2011	6.11	6.1	6.2	6.15	6.1	6.132	3	4.5
18/02/2011	6.11	6.1	6.2	6.15	6.1	6.132	3	4.5
19/02/2011	6.11	6.1	6.2	6.15	6.1	6.132	3	4.5
20/02/2011	6.11	6.1	6.2	6.15	6.1	6.132	3	4.5
21/02/2011	6.11	6.1	6.2	6.15	6.1	6.132	3	4.5

22/02/2011	6.11	6.1	6.2	6.15	6.1	6.132	3	4.5
23/02/2011	6.11	6.1	6.2	6.15	6.1	6.132	3	4.5
24/02/2011	6.11	6.1	6.2	6.15	6.1	6.132	3	4.5
25/02/2011	6.11	6.1	6.2	6.15	6.1	6.132	3	4.5
26/02/2011	6.11	6.1	6.2	6.15	6.1	6.132	3	4.5
27/02/2011	6.11	6.1	6.2	6.15	6.1	6.132	3	4.5
28/02/2011	6.11	6.1	5.95	6.05	6.1	6.062	3	4.5
1/03/2011	6.11	6.1	5.95	6.05	6.1	6.062	3	4.5
2/03/2011	6.11	6.1	5.95	6.05	6.1	6.062	3	4.5
3/03/2011	6.11	6.1	5.95	6.05	6.1	6.062	3	4.5
4/03/2011	6.11	6.1	5.95	6.05	6.1	6.062	3	4.5
5/03/2011	6.11	6.1	5.95	6.05	6.1	6.062	3	4.5
6/03/2011	6.11	6.1	5.95	6.05	6.1	6.062	3	4.5
7/03/2011	6.11	6.1	5.95	6.05	6.1	6.062	3	4.5
8/03/2011	6.11	6.1	5.95	6.05	6.1	6.062	3	4.5
9/03/2011	6.11	6.1	5.95	6.05	6.1	6.062	3	4.5
10/03/2011	6.11	6.1	5.95	6.05	6.1	6.062	3	4.5
11/03/2011	6.11	6.1	5.95	6.05	6.1	6.062	3	4.5
12/03/2011	6.11	6.1	5.95	6.05	6.1	6.062	3	4.5
13/03/2011	6.11	6.1	5.95	6.05	6.1	6.062	3	4.5
14/03/2011	6.11	6.1	5.95	6.05	6.1	6.062	3	4.5
15/03/2011	6.11	6.1	5.95	6.05	6.1	6.062	3	4.5
16/03/2011	6.11	6.1	5.95	6.05	6.1	6.062	3	4.5
17/03/2011	6.11	6.1	5.95	6.05	6.1	6.062	3	4.5
18/03/2011	6.11	6.1	5.95	6.05	6.1	6.062	3	4.5
19/03/2011	6.11	6.1	5.95	6.05	6.1	6.062	3	4.5
20/03/2011	6.11	6.1	5.95	6.05	6.1	6.062	3	4.5
21/03/2011	6.11	6.1	5.95	6.05	6.1	6.062	3	4.5
22/03/2011	6.11	6.1	5.95	6.05	6.1	6.062	3	4.5
23/03/2011	6.11	6.1	5.95	6.05	6.1	6.062	3	4.5
24/03/2011	6.11	6.1	5.95	6.05	6.1	6.062	3	4.5
25/03/2011	6.11	6.1	5.95	6.05	6.1	6.062	3	4.5
26/03/2011	6.11	6.1	5.95	6.05	6.1	6.062	3	4.5
27/03/2011	6.11	6.1	5.95	6.05	6.1	6.062	3	4.5
28/03/2011	6.11	6.1	5.95	6.05	6.1	6.062	3	4.5
29/03/2011	6.11	6.1	5.95	6.05	6.1	6.062	3	4.5
30/03/2011	6.11	6.1	5.95	6.05	6.1	6.062	3	4.5
31/03/2011	6.11	6.1	5.95	6.05	6.1	6.062	3	4.5
1/04/2011	6.11	6.1	5.95	6.05	6.1	6.062	3	4.5
2/04/2011	6.11	6.1	5.95	6.05	6.1	6.062	3	4.5
3/04/2011	6.11	6.1	5.95	6.05	6.1	6.062	3	4.5
4/04/2011	6.11	6	5.95	6.05	6.1	6.042	3	4.5
5/04/2011	6.11	6	5.95	6.05	6.1	6.042	3	4.5
6/04/2011	6.11	6	5.95	6.05	6.1	6.042	3	4.5
7/04/2011	6.11	6	5.95	6.05	6.1	6.042	3	4.5
8/04/2011	6.11	6	5.95	6.05	6.1	6.042	3	4.5
9/04/2011	6.11	6	5.95	6.05	6.1	6.042	3	4.5
10/04/2011	6.11	6	5.95	6.05	6.1	6.042	3	4.5
11/04/2011	6.11	6	5.95	6.05	6.1	6.042	3	4.5
12/04/2011	6.11	6	5.95	6.05	6.1	6.042	3	4.5
13/04/2011	6.11	6	5.95	6.05	6.1	6.042	3	4.5
14/04/2011	6.11	6	5.95	6.05	6.1	6.042	3	4.5
15/04/2011	6.11	6	5.95	6.05	6.1	6.042	3	4.5
16/04/2011	6.11	6	5.95	6.05	6.1	6.042	3	4.5
17/04/2011	6	6	5.95	6.05	6	6	3	4.5
18/04/2011	6	6	5.95	6.05	6	6	3	4.5
19/04/2011	6	6	5.95	6.05	6	6	3	4.5
20/04/2011	6	6	5.95	6.05	6	6	3	4.5

21/04/2011	6	6	5.95	6.05	6	6	3	4.5
22/04/2011	6	6	5.95	6.05	6	6	3	4.5
23/04/2011	6	6	5.95	6.05	6	6	3	4.5
24/04/2011	6	6	5.95	6.05	6	6	3	4.5
25/04/2011	6	6	5.95	6.05	6	6	3	4.5
26/04/2011	6	6	5.95	6.05	6	6	3	4.5
27/04/2011	6	6	5.95	6.05	6	6	3	4.5
28/04/2011	6	6	5.95	6.05	6	6	3	4.5
29/04/2011	6	6	5.95	6.05	6	6	3	4.5
30/04/2011	6	6	5.95	6.05	6	6	3	4.5
1/05/2011	5.87	6	5.85	6.05	6	5.954	3	4.5
2/05/2011	5.87	6	5.85	6.05	6	5.954	3	4.5
3/05/2011	5.87	6	5.85	6.05	6	5.954	3	4.5
4/05/2011	5.87	6	5.85	6.05	6	5.954	3	4.5
5/05/2011	5.87	6	5.85	6.05	6	5.954	3	4.5
6/05/2011	5.87	6	5.85	6.05	6	5.954	3	4.5
7/05/2011	5.87	6	5.85	6.05	6	5.954	3	4.5
8/05/2011	5.87	6	5.85	6.05	6	5.954	3	4.5
9/05/2011	5.87	6	5.85	6.05	6	5.954	3	4.5
10/05/2011	5.87	6	5.85	6.05	6	5.954	3	4.5
11/05/2011	5.87	6	5.85	6.05	6	5.954	3	4.5
12/05/2011	5.87	6	5.85	6.05	6	5.954	3	4.5
13/05/2011	5.87	6	5.85	6.05	6	5.954	3	4.5
14/05/2011	5.87	6	5.85	6.05	6	5.954	3	4.5
15/05/2011	5.87	6	5.85	6.05	6	5.954	3	4.5
16/05/2011	5.87	6	5.85	6.05	6	5.954	3	4.5
17/05/2011	5.87	6	5.85	6.05	6	5.954	3	4.5
18/05/2011	5.87	6	5.85	6.05	6	5.954	3	4.5
19/05/2011	5.87	6	5.85	6.05	6	5.954	3	4.5
20/05/2011	5.87	6	5.85	6.05	6	5.954	3	4.5
21/05/2011	5.87	6	5.85	6.05	6	5.954	3	4.5
22/05/2011	5.87	6	5.85	6.05	6	5.954	3	4.5
23/05/2011	5.87	6	5.85	6.05	6	5.954	3	4.5
24/05/2011	5.87	6	5.85	6.05	6	5.954	3	4.5
25/05/2011	5.87	6	5.85	6.05	6	5.954	3	4.5
26/05/2011	5.87	6	5.85	6.05	6	5.954	3	4.5
27/05/2011	5.87	6	5.85	6.05	6	5.954	3	4.5
28/05/2011	5.87	6	5.85	6.05	6	5.954	3	4.5
29/05/2011	5.87	6	5.85	6.05	6	5.954	3	4.5
30/05/2011	5.87	6	5.85	6.05	6	5.954	3	4.5
31/05/2011	5.87	6	5.85	6.05	6	5.954	3	4.5
1/06/2011	5.87	6	5.85	6.05	6	5.954	3	4.5
2/06/2011	5.87	6	5.85	6.05	6	5.954	3	4.5
3/06/2011	5.87	6	5.85	6.05	6	5.954	3	4.5
4/06/2011	5.87	6	5.85	6.05	6	5.954	3	4.5
5/06/2011	5.87	6	5.85	6.05	6	5.954	3	4.5
6/06/2011	5.87	6	5.85	6.05	6	5.954	3	4.5
7/06/2011	5.87	6	5.85	6.05	6	5.954	3	4.5
8/06/2011	5.87	6	5.85	6.05	6	5.954	3	4.5
9/06/2011	5.87	6	5.85	6.05	6	5.954	3	4.5
10/06/2011	5.87	6	5.85	6.05	6	5.954	3	4.5
11/06/2011	5.87	6	5.85	6.05	6	5.954	3	4.5
12/06/2011	5.87	6	5.85	6.05	6	5.954	3	4.5
13/06/2011	5.87	6	5.85	6.05	6	5.954	3	4.5
14/06/2011	5.87	6	5.85	6.05	6	5.954	3	4.5
15/06/2011	5.87	6	5.85	6.05	6	5.954	3	4.5
16/06/2011	5.87	6	5.85	6.05	6	5.954	3	4.5
17/06/2011	5.87	6	5.85	6.05	6	5.954	3	4.5

18/06/2011	5.87	6	5.85	6.05	6	5.954	3	4.5
19/06/2011	5.87	6	5.85	6.05	6	5.954	3	4.5
20/06/2011	5.87	6	5.85	6.05	6	5.954	3	4.5
21/06/2011	5.87	6	5.85	6.05	6	5.954	3	4.5
22/06/2011	5.87	6	5.85	6.05	6	5.954	3	4.5
23/06/2011	5.87	6	5.85	6.05	6	5.954	3	4.5
24/06/2011	5.87	6	5.85	6.05	6	5.954	3	4.5
25/06/2011	5.87	6	5.85	6.05	6	5.954	3	4.5
26/06/2011	5.87	6	5.85	6.05	6	5.954	3	4.5
27/06/2011	5.87	6	5.85	6.05	6	5.954	3	4.5
28/06/2011	5.87	6	5.85	6.05	6	5.954	3	4.5
29/06/2011	5.87	6	5.85	6.05	6	5.954	3	4.5
30/06/2011	5.87	6	5.85	6.05	6	5.954	3	4.5
1/07/2011	5.87	6	5.85	6.05	6	5.954	3	4.5
2/07/2011	5.87	6	5.85	6.05	6	5.954	3	4.5
3/07/2011	5.87	6	5.85	6.05	6	5.954	3	4.5
4/07/2011	5.87	6	5.85	6.05	6	5.954	3	4.5
5/07/2011	5.87	6	5.85	6.05	6	5.954	3	4.5
6/07/2011	5.87	6	5.85	6.05	6	5.954	3	4.5
7/07/2011	5.87	6	5.85	6.05	6	5.954	3	4.5
8/07/2011	5.87	6	5.85	6.05	6	5.954	3	4.5
9/07/2011	5.87	6	5.85	6.05	6	5.954	3	4.5
10/07/2011	5.87	6	5.85	6.05	6	5.954	3	4.5
11/07/2011	5.87	6	5.85	6.05	6	5.954	3	4.5
12/07/2011	5.87	6	5.85	6.05	6	5.954	3	4.5
13/07/2011	5.87	6	5.85	6.05	6	5.954	3	4.5
14/07/2011	5.87	6	5.85	6.05	6	5.954	3	4.5
15/07/2011	5.87	6	5.85	6.05	6	5.954	3	4.5
16/07/2011	5.87	6	5.85	6.05	6	5.954	3	4.5
17/07/2011	5.87	6	5.85	6.05	6	5.954	3	4.5
18/07/2011	5.87	6	5.85	6.05	6	5.954	3	4.5
19/07/2011	5.87	6	5.85	6.05	6	5.954	3	4.5
20/07/2011	5.87	6	5.85	6.05	6	5.954	3	4.5
21/07/2011	5.87	6	5.85	6.05	6	5.954	3	4.5
22/07/2011	5.87	6	5.85	6.05	6	5.954	3	4.5
23/07/2011	5.87	6	5.85	6.05	6	5.954	3	4.5
24/07/2011	5.87	6	5.85	6.05	6	5.954	3	4.5
25/07/2011	5.87	6	5.85	6.05	6	5.954	3	4.5
26/07/2011	5.87	6	5.85	6.05	6	5.954	3	4.5
27/07/2011	5.87	6	5.85	6.05	6	5.954	3	4.5
28/07/2011	5.87	6	5.85	6.05	6	5.954	3	4.5
29/07/2011	5.87	6	5.85	6.05	6	5.954	3	4.5
30/07/2011	5.87	6	5.85	6.05	6	5.954	3	4.5
31/07/2011	5.87	6	5.85	6.05	6	5.954	3	4.5
1/08/2011	5.87	6	5.85	6.05	6	5.954	3	4.5
2/08/2011	5.87	6	5.85	6.05	6	5.954	3	4.5
3/08/2011	5.87	6	5.85	6.05	6	5.954	3	4.5
4/08/2011	5.87	6	5.85	6.05	6	5.954	3	4.5
5/08/2011	5.87	6	5.85	6.05	6	5.954	3	4.5
6/08/2011	5.87	6	5.85	6.05	6	5.954	3	4.5
7/08/2011	5.87	6	5.85	6.05	6	5.954	3	4.5
8/08/2011	5.87	6	5.85	6.05	6	5.954	3	4.5
9/08/2011	5.68	6	5.85	6.05	6	5.916	3	4.5
10/08/2011	5.68	6	5.85	6.05	6	5.916	3	4.5
11/08/2011	5.68	6	5.85	6.05	6	5.916	3	4.5
12/08/2011	5.68	6	5.85	6.05	6	5.916	3	4.5
13/08/2011	5.68	6	5.85	6.05	6	5.916	3	4.5
14/08/2011	5.68	6	5.85	6.05	6	5.916	3	4.5

15/08/2011	5.68	5.5	5.7	6.05	5.8	5.746	3	4.5
16/08/2011	5.68	5.5	5.7	6.05	5.8	5.746	3	4.5
17/08/2011	5.68	5.5	5.7	6.05	5.8	5.746	3	4.5
18/08/2011	5.68	5.5	5.7	6.05	5.8	5.746	3	4.5
19/08/2011	5.68	5.5	5.7	6.05	5.8	5.746	3	4.5
20/08/2011	5.68	5.5	5.7	6.05	5.8	5.746	3	4.5
21/08/2011	5.68	5.5	5.7	6.05	5.8	5.746	3	4.5
22/08/2011	5.68	5.5	5.7	6.05	5.8	5.746	3	4.5
23/08/2011	5.68	5.5	5.7	6.05	5.8	5.746	3	4.5
24/08/2011	5.68	5.5	5.7	6.05	5.8	5.746	3	4.5
25/08/2011	5.68	5.5	5.7	6.05	5.8	5.746	3	4.5
26/08/2011	5.68	5.5	5.7	6.05	5.8	5.746	3	4.5
27/08/2011	5.68	5.5	5.7	6.05	5.8	5.746	3	4.5
28/08/2011	5.68	5.5	5.7	6.05	5.8	5.746	3	4.5
29/08/2011	5.68	5.5	5.7	6.05	5.8	5.746	3	4.5
30/08/2011	5.49	5.5	5.5	5.65	5.6	5.548	3	4.5
31/08/2011	5.49	5.5	5.5	5.65	5.6	5.548	3	4.5
1/09/2011	5.49	5.5	5.5	5.65	5.6	5.548	3	4.5
2/09/2011	5.49	5.5	5.5	5.65	5.6	5.548	3	4.5
3/09/2011	5.49	5.5	5.5	5.65	5.6	5.548	3	4.5
4/09/2011	5.49	5.5	5.5	5.65	5.6	5.548	3	4.5
5/09/2011	5.49	5.5	5.5	5.65	5.6	5.548	3	4.5
6/09/2011	5.49	5.5	5.5	5.65	5.6	5.548	3	4.5
7/09/2011	5.49	5.5	5.5	5.65	5.6	5.548	3	4.5
8/09/2011	5.49	5.5	5.5	5.65	5.6	5.548	3	4.5
9/09/2011	5.49	5.5	5.5	5.65	5.6	5.548	3	4.5
10/09/2011	5.49	5.5	5.5	5.65	5.6	5.548	3	4.5
11/09/2011	5.49	5.5	5.5	5.65	5.6	5.548	3	4.5
12/09/2011	5.49	5.5	5.5	5.65	5.6	5.548	3	4.5
13/09/2011	5.49	5.5	5.5	5.65	5.6	5.548	3	4.5
14/09/2011	5.49	5.5	5.5	5.65	5.6	5.548	3	4.5
15/09/2011	5.49	5.5	5.5	5.65	5.6	5.548	3	4.5
16/09/2011	5.49	5.5	5.5	5.65	5.6	5.548	3	4.5
17/09/2011	5.49	5.5	5.5	5.65	5.6	5.548	3	4.5
18/09/2011	5.49	5.5	5.5	5.65	5.6	5.548	3	4.5
19/09/2011	5.49	5.5	5.5	5.65	5.6	5.548	3	4.5
20/09/2011	5.49	5.5	5.5	5.65	5.6	5.548	3	4.5
21/09/2011	5.49	5.5	5.5	5.65	5.6	5.548	3	4.5
22/09/2011	5.49	5.5	5.5	5.65	5.6	5.548	3	4.5
23/09/2011	5.49	5.5	5.5	5.65	5.6	5.548	3	4.5
24/09/2011	5.49	5.5	5.5	5.65	5.6	5.548	3	4.5
25/09/2011	5.49	5.5	5.5	5.65	5.6	5.548	3	4.5
26/09/2011	5.49	5.3	5.5	5.65	5.6	5.508	3	4.5
27/09/2011	5.49	5.3	5.5	5.65	5.6	5.508	3	4.5
28/09/2011	5.49	5.3	5.5	5.65	5.6	5.508	3	4.5
29/09/2011	5.49	5.3	5.5	5.65	5.6	5.508	3	4.5
30/09/2011	5.49	5.3	5.5	5.65	5.6	5.508	3	4.5
1/10/2011	5.49	5.3	5.5	5.65	5.6	5.508	3	4.5
2/10/2011	5.49	5.3	5.5	5.65	5.6	5.508	3	4.5
3/10/2011	5.49	5.3	5.5	5.65	5.6	5.508	3	4.5
4/10/2011	5.49	5.3	5.5	5.65	5.6	5.508	3	4.5
5/10/2011	5.49	5.3	5.5	5.65	5.6	5.508	3	4.5
6/10/2011	5.49	5.3	5.5	5.65	5.6	5.508	3	4.5
7/10/2011	5.49	5.3	5.5	5.65	5.6	5.508	3	4.5
8/10/2011	5.49	5.3	5.5	5.65	5.6	5.508	3	4.5
9/10/2011	5.49	5.3	5.5	5.65	5.6	5.508	3	4.5
10/10/2011	5.49	5.3	5.5	5.65	5.6	5.508	3	4.5
11/10/2011	5.18	5.3	5.2	5.3	5.3	5.256	3	4.5

9/12/2011	4.91	5.3	5.2	5.3	5.3	5.202	3	4.5
10/12/2011	4.91	5.3	5.2	5.3	5.3	5.202	3	4.5
11/12/2011	4.91	5.3	5.2	5.3	5.3	5.202	3	4.5
12/12/2011	4.91	5.3	5.2	5.3	5.3	5.202	3	4.5
13/12/2011	4.91	5.3	5.2	5.3	5.3	5.202	3	4.5
14/12/2011	4.91	5.3	5.2	5.3	5.3	5.202	3	4.5
15/12/2011	4.91	5.3	5.2	5.3	5.3	5.202	3	4.5
16/12/2011	4.91	5.3	5.2	5.3	5.3	5.202	3	4.5
17/12/2011	4.91	5.3	5.2	5.3	5.3	5.202	3	4.5
18/12/2011	4.91	5.3	5.2	5.3	5.3	5.202	3	4.5
19/12/2011	4.91	5.3	5.2	5.3	5.3	5.202	3	4.5
20/12/2011	4.91	5.3	5.2	5.3	5.3	5.202	3	4.5
21/12/2011	4.91	5.3	5.2	5.3	5.3	5.202	3	4.5
22/12/2011	4.91	5.3	5.2	5.3	5.3	5.202	3	4.5
23/12/2011	4.91	5.3	5.2	5.3	5.3	5.202	3	4.5
24/12/2011	4.91	5.3	5.2	5.3	5.3	5.202	3	4.5
25/12/2011	4.91	5.3	5.2	5.3	5.3	5.202	3	4.5
26/12/2011	4.91	5.3	5.2	5.3	5.3	5.202	3	4.5
27/12/2011	4.91	5.3	5.2	5.3	5.3	5.202	3	4.5
28/12/2011	4.91	5.3	5.2	5.3	5.3	5.202	3	4.5
29/12/2011	4.91	5.3	5.2	5.3	5.3	5.202	3	4.5
30/12/2011	4.91	5.3	5.2	5.3	5.3	5.202	3	4.5
31/12/2011	4.91	5.3	5.2	5.3	5.3	5.202	3	4.5
1/01/2012	4.91	5.3	5.2	5.3	5.3	5.202	3	4.5
2/01/2012	4.91	5.3	5.2	5.3	5.3	5.202	3	4.5
3/01/2012	4.91	5.3	5.2	5.3	5.3	5.202	3	4.5
4/01/2012	4.91	5.3	5.2	5.3	5.3	5.202	3	4.5
5/01/2012	4.91	5.3	5.2	5.3	5.3	5.202	3	4.5
6/01/2012	4.91	5.3	5.2	5.3	5.3	5.202	3	4.5
7/01/2012	4.91	5.3	5.2	5.3	5.3	5.202	3	4.5
8/01/2012	4.91	5.3	5.2	5.3	5.3	5.202	3	4.5
9/01/2012	4.91	5.3	4.9	5.1	5	5.042	3	4.5
10/01/2012	4.91	5.3	4.9	5.1	5	5.042	3	4.5
11/01/2012	4.91	5.3	4.9	5.1	5	5.042	3	4.5
12/01/2012	4.91	5.3	4.9	5.1	5	5.042	3	4.5
13/01/2012	4.91	5.3	4.9	5.1	5	5.042	3	4.5
14/01/2012	4.91	5.3	4.9	5.1	5	5.042	3	4.5
15/01/2012	4.91	5.3	4.9	5.1	5	5.042	3	4.5
16/01/2012	4.91	5.3	4.9	5.1	5	5.042	3	4.5
17/01/2012	4.91	5.3	4.9	5.1	5	5.042	3	4.5
18/01/2012	4.91	5.3	4.9	5.1	5	5.042	3	4.5
19/01/2012	4.91	5.3	4.9	5.1	5	5.042	3	4.5
20/01/2012	4.91	5.3	4.9	5.1	5	5.042	3	4.5
21/01/2012	4.91	5.3	4.9	5.1	5	5.042	3	4.5
22/01/2012	4.91	5.3	4.9	5.1	5	5.042	3	4.5
23/01/2012	4.91	5	4.9	5.1	5	4.982	3	4.5
24/01/2012	4.91	5	4.9	5.1	5	4.982	3	4.5
25/01/2012	4.91	5	4.9	5.1	5	4.982	3	4.5
26/01/2012	4.91	5	4.9	5.1	5	4.982	3	4.5
27/01/2012	4.91	5	4.9	5.1	5	4.982	3	4.5
28/01/2012	4.91	5	4.9	5.1	5	4.982	3	4.5
29/01/2012	4.91	5	4.9	5.1	5	4.982	3	4.5
30/01/2012	4.91	5	4.9	5.1	5	4.982	3	4.5
31/01/2012	4.91	5	4.9	5.1	5	4.982	3	4.5
1/02/2012	4.91	5	4.9	5.1	5	4.982	3	4.5
2/02/2012	4.91	5	4.9	5.1	5	4.982	3	4.5
3/02/2012	4.91	5	4.9	5.1	5	4.982	3	4.5
4/02/2012	4.91	5	4.9	5.1	5	4.982	3	4.5

5/02/2012	4.91	5	4.9	5.1	5	4.982	3	4.5
6/02/2012	4.91	5	4.9	5.1	5	4.982	3	4.5
7/02/2012	4.91	5	4.9	5.1	5	4.982	3	4.5
8/02/2012	4.91	5	4.9	5.1	5	4.982	3	4.5
9/02/2012	4.91	5	4.9	5.1	5	4.982	3	4.5
10/02/2012	4.91	5	4.9	5.1	5	4.982	3	4.5
11/02/2012	4.91	5	4.9	5.1	5	4.982	3	4.5
12/02/2012	4.91	5	4.9	5.1	5	4.982	3	4.5
13/02/2012	4.91	5	4.9	5.1	5	4.982	3	4.5
14/02/2012	4.91	5	4.9	5.1	5	4.982	3	4.5
15/02/2012	4.91	5	4.9	5.1	5	4.982	3	4.5
16/02/2012	4.91	5	4.9	5.1	5	4.982	3	4.5
17/02/2012	4.91	5	4.9	5.1	5	4.982	3	4.5
18/02/2012	4.91	5	4.9	5.1	5	4.982	3	4.5
19/02/2012	4.91	5	4.9	5.1	5	4.982	3	4.5
20/02/2012	4.91	5	4.9	5.1	5	4.982	3	4.5
21/02/2012	4.91	5	4.9	5.1	5	4.982	3	4.5
22/02/2012	4.91	5	4.9	5.1	5	4.982	3	4.5
23/02/2012	4.91	5	4.9	5.1	5	4.982	3	4.5
24/02/2012	4.91	5	4.9	5.1	5	4.982	3	4.5
25/02/2012	4.91	5	4.9	5.1	5	4.982	3	4.5
26/02/2012	4.91	5	4.9	5.1	5	4.982	3	4.5
27/02/2012	4.91	5	4.9	5.1	5	4.982	3	4.5
28/02/2012	4.91	5	4.9	5.1	5	4.982	3	4.5
29/02/2012	4.91	5	4.9	5.1	5	4.982	3	4.5
1/03/2012	4.91	5	4.9	5.1	5	4.982	3	4.5
2/03/2012	4.91	5	4.9	5.1	5	4.982	3	4.5
3/03/2012	4.91	5	4.9	5.1	5	4.982	3	4.5
4/03/2012	4.91	5	4.9	5.1	5	4.982	3	4.5
5/03/2012	4.91	5	4.9	5.1	5	4.982	3	4.5
6/03/2012	4.91	5	4.9	5.1	5	4.982	3	4.5
7/03/2012	4.91	5	4.9	5.1	5	4.982	3	4.5
8/03/2012	4.91	5	4.9	5.1	5	4.982	3	4.5
9/03/2012	4.91	5	4.9	5.1	5	4.982	3	4.5
10/03/2012	4.91	5	4.9	5.1	5	4.982	3	4.5
11/03/2012	4.91	5	4.9	5.1	5	4.982	3	4.5
12/03/2012	4.91	5	4.9	5.1	5	4.982	3	4.5
13/03/2012	4.91	5	4.9	5.1	5	4.982	3	4.5
14/03/2012	4.91	5	4.9	5.1	5	4.982	3	4.5
15/03/2012	4.91	5	4.9	5.1	5	4.982	3	4.5
16/03/2012	4.91	5	4.9	5.1	5	4.982	3	4.5
17/03/2012	4.91	5	4.9	5.1	5	4.982	3	4.5
18/03/2012	4.91	5	4.9	5.1	5	4.982	3	4.5
19/03/2012	4.91	5.5	4.9	5.1	5	5.082	3	4.5
20/03/2012	4.91	5.5	4.9	5.1	5	5.082	3	4.5
21/03/2012	4.91	5.5	4.9	5.1	5	5.082	3	4.5
22/03/2012	4.91	5.5	4.9	5.1	5	5.082	3	4.5
23/03/2012	4.91	5.5	4.9	5.1	5	5.082	3	4.5
24/03/2012	4.91	5.5	4.9	5.1	5	5.082	3	4.5
25/03/2012	4.91	5.5	4.9	5.1	5	5.082	3	4.5
26/03/2012	4.91	5.5	4.9	5.1	5	5.082	3	4.5
27/03/2012	4.91	5.5	4.9	5.1	5	5.082	3	4.5
28/03/2012	4.91	5.5	4.9	5.1	5	5.082	3	4.5
29/03/2012	4.91	5.5	4.9	5.1	5	5.082	3	4.5
30/03/2012	4.91	5.5	4.9	5.1	5	5.082	3	4.5
31/03/2012	4.91	5.5	4.9	5.1	5	5.082	3	4.5
1/04/2012	4.91	5.5	4.9	5.1	5	5.082	3	4.5
2/04/2012	4.91	5.5	4.9	5.1	5	5.082	3	4.5

3/04/2012	4.91	5.5	4.9	5.1	5	5.082	3	4.5
4/04/2012	4.91	5.5	4.9	5.1	5	5.082	3	4.5
5/04/2012	4.91	5.5	4.9	5.1	5	5.082	3	4.5
6/04/2012	4.91	5.5	4.9	5.1	5	5.082	3	4.5
7/04/2012	4.91	5.5	4.9	5.1	5	5.082	3	4.5
8/04/2012	4.91	5.5	4.9	5.1	5	5.082	3	4.5
9/04/2012	4.91	5.5	4.9	5.1	5	5.082	3	4.5
10/04/2012	4.91	5.5	4.9	5.1	5	5.082	3	4.5
11/04/2012	4.91	5.5	4.9	5.1	5	5.082	3	4.5
12/04/2012	4.91	5.5	4.9	5.1	5	5.082	3	4.5
13/04/2012	4.91	5.5	4.9	5.1	5	5.082	3	4.5
14/04/2012	4.91	5.5	4.9	5.1	5	5.082	3	4.5
15/04/2012	4.91	5.5	4.9	5.1	5	5.082	3	4.5
16/04/2012	4.91	5.5	4.9	5.1	5	5.082	3	4.5
17/04/2012	4.91	5.5	4.9	5.1	5	5.082	3	4.5
18/04/2012	4.91	5.5	4.9	5.1	5	5.082	3	4.5
19/04/2012	4.91	5.5	4.9	5.1	5	5.082	3	4.5
20/04/2012	4.91	5.5	4.9	5.1	5	5.082	3	4.5
21/04/2012	4.91	5.5	4.9	5.1	5	5.082	3	4.5
22/04/2012	4.91	5.5	4.9	5.1	5	5.082	3	4.5
23/04/2012	4.91	5.5	4.9	5.1	5	5.082	3	4.5
24/04/2012	4.91	5.5	4.9	5.1	5	5.082	3	4.5
25/04/2012	4.91	5.5	4.9	5.1	5	5.082	3	4.5
26/04/2012	4.91	5.5	4.9	5.1	5	5.082	3	4.5
27/04/2012	4.91	5.5	4.9	5.1	5	5.082	3	4.5
28/04/2012	4.91	5.5	4.9	5.1	5	5.082	3	4.5
29/04/2012	4.91	5.5	4.9	5.1	5	5.082	3	4.5
30/04/2012	4.91	5.5	4.9	5.1	5	5.082	3	4.5
1/05/2012	4.91	5.5	4.9	5.1	5	5.082	3	4.5
2/05/2012	4.91	5.5	4.9	5.1	5	5.082	3	4.5
3/05/2012	4.91	5.5	4.9	5.1	5	5.082	3	4.5
4/05/2012	4.91	5.5	4.9	5.1	5	5.082	3	4.5
5/05/2012	4.91	5.5	4.9	5.1	5	5.082	3	4.5
6/05/2012	4.91	5.5	4.9	5.1	5	5.082	3	4.5
7/05/2012	4.67	5	4.9	5.1	5	4.934	3	4.5
8/05/2012	4.67	5	4.9	5.1	5	4.934	3	4.5
9/05/2012	4.67	5	4.9	5.1	5	4.934	3	4.5
10/05/2012	4.67	5	4.9	5.1	5	4.934	3	4.5
11/05/2012	4.67	5	4.9	5.1	5	4.934	3	4.5
12/05/2012	4.67	5	4.9	5.1	5	4.934	3	4.5
13/05/2012	4.67	5	4.9	5.1	5	4.934	3	4.5
14/05/2012	4.67	5	4.9	5.1	5	4.934	3	4.5
15/05/2012	4.67	5	4.9	5.1	5	4.934	3	4.5
16/05/2012	4.67	5	4.9	5.1	5	4.934	3	4.5
17/05/2012	4.67	5	4.9	5.1	5	4.934	3	4.5
18/05/2012	4.67	5	4.9	5.1	5	4.934	3	4.5
19/05/2012	4.67	5	4.9	5.1	5	4.934	3	4.5
20/05/2012	4.67	5	4.9	5.1	5	4.934	3	4.5
21/05/2012	4.67	5	4.9	5.1	5	4.934	3	4.5
22/05/2012	4.67	5	4.9	5.05	5	4.924	3	4.5
23/05/2012	4.67	5	4.9	5.05	5	4.924	3	4.5
24/05/2012	4.67	5	4.9	5.05	5	4.924	3	4.5
25/05/2012	4.67	5	4.9	5.05	5	4.924	3	4.5
26/05/2012	4.67	4.75	4.9	5.05	4.75	4.824	3	4.5
27/05/2012	4.67	4.75	4.9	5.05	4.75	4.824	3	4.5
28/05/2012	4.67	4.75	4.9	5.05	4.75	4.824	3	4.5
29/05/2012	4.67	4.75	4.9	5.05	4.75	4.824	3	4.5
30/05/2012	4.67	4.75	4.9	5.05	4.75	4.824	3	4.5

31/05/2012	4.67	4.75	4.9	5.05	4.75	4.824	3	4.5
1/06/2012	4.67	4.75	4.9	5.05	4.75	4.824	3	4.5
2/06/2012	4.67	4.75	4.9	5.05	4.75	4.824	3	4.5
3/06/2012	4.67	4.75	4.9	5.05	4.75	4.824	3	4.5
4/06/2012	4.67	4.75	4.9	5.05	4.75	4.824	3	4.5
5/06/2012	4.67	4.75	4.85	5.05	4.75	4.814	3	4.5
6/06/2012	4.67	4.75	4.85	5.05	4.75	4.814	3	4.5
7/06/2012	4.67	4.75	4.85	4.9	4.75	4.784	3	4.5
8/06/2012	4.67	4.75	4.85	4.9	4.75	4.784	3	4.5
9/06/2012	4.67	4.75	4.85	4.9	4.75	4.784	3	4.5
10/06/2012	4.67	4.75	4.85	4.9	4.75	4.784	3	4.5
11/06/2012	4.67	4.75	4.85	4.9	4.75	4.784	3	4.5
12/06/2012	4.67	4.75	4.85	4.9	4.75	4.784	3	4.5
13/06/2012	4.67	4.75	4.85	4.9	4.75	4.784	3	4.5
14/06/2012	4.67	4.75	4.85	4.9	4.75	4.784	3	4.5
15/06/2012	4.67	4.75	4.85	4.9	4.75	4.784	3	4.5
16/06/2012	4.67	4.75	4.85	4.9	4.75	4.784	3	4.5
17/06/2012	4.67	4.75	4.85	4.9	4.75	4.784	3	4.5
18/06/2012	4.67	4.55	4.6	4.65	4.5	4.594	3	4.5
19/06/2012	4.67	4.55	4.6	4.65	4.5	4.594	3	4.5
20/06/2012	4.67	4.55	4.6	4.65	4.5	4.594	3	4.5
21/06/2012	4.67	4.55	4.6	4.65	4.5	4.594	3	4.5
22/06/2012	4.67	4.55	4.6	4.65	4.5	4.594	3	4.5
23/06/2012	4.67	4.55	4.6	4.65	4.5	4.594	3	4.5
24/06/2012	4.67	4.55	4.6	4.65	4.5	4.594	3	4.5
25/06/2012	4.67	4.55	4.6	4.65	4.5	4.594	3	4.5
26/06/2012	4.67	4.55	4.6	4.65	4.5	4.594	3	4.5
27/06/2012	4.67	4.55	4.6	4.65	4.5	4.594	3	4.5
28/06/2012	4.67	4.55	4.6	4.65	4.5	4.594	3	4.5
29/06/2012	4.67	4.55	4.6	4.65	4.5	4.594	3	4.5
30/06/2012	4.67	4.55	4.6	4.65	4.5	4.594	3	4.5
1/07/2012	4.67	4.55	4.6	4.65	4.5	4.594	3	4.5
2/07/2012	4.43	4.55	4.6	4.65	4.5	4.546	3	4.5
3/07/2012	4.43	4.55	4.6	4.65	4.5	4.546	3	4.5
4/07/2012	4.43	4.55	4.6	4.65	4.5	4.546	3	4.5
5/07/2012	4.43	4.55	4.6	4.65	4.5	4.546	3	4.5
6/07/2012	4.43	4.55	4.6	4.65	4.5	4.546	3	4.5
7/07/2012	4.43	4.55	4.6	4.65	4.5	4.546	3	4.5
8/07/2012	4.43	4.55	4.6	4.65	4.5	4.546	3	4.5
9/07/2012	4.43	4.55	4.6	4.65	4.5	4.546	3	4.5
10/07/2012	4.43	4.55	4.6	4.65	4.5	4.546	3	4.5
11/07/2012	4.43	4.55	4.6	4.65	4.5	4.546	3	4.5
12/07/2012	4.43	4.55	4.6	4.65	4.5	4.546	3	4.5
13/07/2012	4.43	4.55	4.6	4.65	4.5	4.546	3	4.5
14/07/2012	4.43	4.55	4.6	4.65	4.5	4.546	3	4.5
15/07/2012	4.43	4.55	4.6	4.65	4.5	4.546	3	4.5
16/07/2012	4.43	4.5	4.6	4.65	4.6	4.556	3	4.5
17/07/2012	4.43	4.5	4.6	4.65	4.6	4.556	3	4.5
18/07/2012	4.43	4.5	4.6	4.65	4.6	4.556	3	4.5
19/07/2012	4.43	4.5	4.6	4.65	4.6	4.556	3	4.5
20/07/2012	4.43	4.5	4.6	4.65	4.6	4.556	3	4.5
21/07/2012	4.43	4.5	4.6	4.65	4.6	4.556	3	4.5
22/07/2012	4.43	4.5	4.6	4.65	4.6	4.556	3	4.5
23/07/2012	4.43	4.5	4.6	4.65	4.5	4.536	3	4.5
24/07/2012	4.43	4.5	4.6	4.65	4.5	4.536	3	4.5
25/07/2012	4.43	4.5	4.6	4.65	4.5	4.536	3	4.5
26/07/2012	4.43	4.5	4.6	4.65	4.5	4.536	3	4.5
27/07/2012	4.43	4.5	4.6	4.65	4.5	4.536	3	4.5

28/07/2012	4.43	4.5	4.6	4.65	4.5	4.536	3	4.5
29/07/2012	4.43	4.5	4.6	4.65	4.5	4.536	3	4.5
30/07/2012	4.43	4	4.5	4.6	4.5	4.406	3	4.5
31/07/2012	4.43	4	4.5	4.6	4.5	4.406	3	4.5
1/08/2012	4.43	4	4.5	4.6	4.5	4.406	3	4.5
2/08/2012	4.43	4	4.5	4.6	4.5	4.406	3	4.5
3/08/2012	4.43	4	4.5	4.6	4.5	4.406	3	4.5
4/08/2012	4.43	4	4.5	4.6	4.5	4.406	3	4.5
5/08/2012	4.43	4	4.5	4.6	4.5	4.406	3	4.5
6/08/2012	4.43	4	4.5	4.6	4.5	4.406	3	4.5
7/08/2012	4.43	4	4.5	4.6	4.5	4.406	3	4.5
8/08/2012	4.43	4	4.5	4.6	4.5	4.406	3	4.5
9/08/2012	4.43	4	4.5	4.6	4.5	4.406	3	4.5
10/08/2012	4.43	4	4.5	4.6	4.5	4.406	3	4.5
11/08/2012	4.43	4	4.5	4.6	4.5	4.406	3	4.5
12/08/2012	4.43	4	4.5	4.6	4.5	4.406	3	4.5
13/08/2012	4.43	4	4.5	4.6	4.5	4.406	3	4.5
14/08/2012	4.43	4	4.5	4.6	4.5	4.406	3	4.5
15/08/2012	4.43	4	4.5	4.6	4.5	4.406	3	4.5
16/08/2012	4.43	4	4.5	4.6	4.5	4.406	3	4.5
17/08/2012	4.43	4	4.5	4.6	4.5	4.406	3	4.5
18/08/2012	4.43	4	4.5	4.6	4.5	4.406	3	4.5
19/08/2012	4.43	4	4.5	4.6	4.5	4.406	3	4.5
20/08/2012	4.43	4	4.5	4.6	4.5	4.406	3	4.5
21/08/2012	4.43	4	4.5	4.6	4.5	4.406	3	4.5
22/08/2012	4.43	4	4.5	4.6	4.5	4.406	3	4.5
23/08/2012	4.43	4	4.5	4.6	4.5	4.406	3	4.5
24/08/2012	4.43	4	4.5	4.6	4.5	4.406	3	4.5
25/08/2012	4.43	4	4.5	4.6	4.5	4.406	3	4.5
26/08/2012	4.43	4	4.5	4.6	4.5	4.406	3	4.5
27/08/2012	4.43	4	4.5	4.6	4.5	4.406	3	4.5
28/08/2012	4.43	4	4.5	4.6	4.5	4.406	3	4.5
29/08/2012	4.43	4	4.5	4.6	4.5	4.406	3	4.5
30/08/2012	4.43	4	4.5	4.6	4.5	4.406	3	4.5
31/08/2012	4.43	4	4.5	4.6	4.5	4.406	3	4.5
1/09/2012	4.43	4	4.5	4.6	4.5	4.406	3	4.5
2/09/2012	4.43	4	4.5	4.6	4.5	4.406	3	4.5
3/09/2012	4.43	4	4.5	4.6	4.5	4.406	3	4.5
4/09/2012	4.43	4	4.5	4.6	4.5	4.406	3	4.5
5/09/2012	4.43	4	4.5	4.6	4.5	4.406	3	4.5
6/09/2012	4.43	4	4.5	4.6	4.5	4.406	3	4.5
7/09/2012	4.43	4	4.5	4.6	4.5	4.406	3	4.5
8/09/2012	4.43	4	4.5	4.6	4.5	4.406	3	4.5
9/09/2012	4.43	4	4.5	4.6	4.5	4.406	3	4.5
10/09/2012	4.43	4	4.5	4.6	4.5	4.406	3	4.5
11/09/2012	4.43	4	4.5	4.6	4.5	4.406	3	4.5
12/09/2012	4.43	4	4.5	4.6	4.5	4.406	3	4.5
13/09/2012	4.43	4	4.5	4.6	4.5	4.406	3	4.5
14/09/2012	4.43	4	4.5	4.6	4.5	4.406	3	4.5
15/09/2012	4.43	4	4.5	4.6	4.5	4.406	3	4.5
16/09/2012	4.43	4	4.5	4.6	4.5	4.406	3	4.5
17/09/2012	4.43	4	4.5	4.6	4.5	4.406	3	4.5
18/09/2012	4.43	4	4.5	4.6	4.5	4.406	3	4.5
19/09/2012	4.43	4	4.5	4.6	4.5	4.406	3	4.5
20/09/2012	4.43	4	4.5	4.6	4.5	4.406	3	4.5
21/09/2012	4.43	4	4.5	4.6	4.5	4.406	3	4.5
22/09/2012	4.43	4	4.5	4.6	4.5	4.406	3	4.5
23/09/2012	4.43	4	4.5	4.6	4.5	4.406	3	4.5

24/09/2012	4.43	4	4.5	4.6	4.5	4.406	3	4.5
25/09/2012	4.43	4	4.5	4.6	4.5	4.406	3	4.5
26/09/2012	4.43	4	4.5	4.6	4.5	4.406	3	4.5
27/09/2012	4.43	4	4.5	4.6	4.5	4.406	3	4.5
28/09/2012	4.43	4	4.5	4.6	4.5	4.406	3	4.5
29/09/2012	4.43	4	4.5	4.6	4.5	4.406	3	4.5
30/09/2012	4.43	4	4.5	4.6	4.5	4.406	3	4.5
1/10/2012	4.43	4	4.5	4.6	4.5	4.406	3	4.5
2/10/2012	4.43	4	4.5	4.6	4.5	4.406	3	4.5
3/10/2012	4.43	4	4.5	4.6	4.5	4.406	3	4.5
4/10/2012	4.43	4	4.5	4.6	4.5	4.406	3	4.5
5/10/2012	4.43	4	4.5	4.6	4.5	4.406	3	4.5
6/10/2012	4.43	4	4.5	4.6	4.5	4.406	3	4.5
7/10/2012	4.43	4	4.5	4.6	4.5	4.406	3	4.5
8/10/2012	4.43	4	4.5	4.6	4.5	4.406	3	4.5
9/10/2012	4.43	4	4.5	4.6	4.5	4.406	3	4.5
10/10/2012	4.43	4	4.5	4.6	4.5	4.406	3	4.5
11/10/2012	4.43	4	4.5	4.6	4.5	4.406	3	4.5
12/10/2012	4.43	4	4.5	4.6	4.5	4.406	3	4.5
13/10/2012	4.43	4	4.5	4.6	4.5	4.406	3	4.5
14/10/2012	4.43	4	4.5	4.6	4.5	4.406	3	4.5
15/10/2012	4.43	4	4.5	4.6	4.5	4.406	3	4.5
16/10/2012	4.43	4	4.5	4.6	4.5	4.406	3	4.5
17/10/2012	4.43	4	4.5	4.6	4.5	4.406	3	4.5
18/10/2012	4.43	4	4.5	4.6	4.5	4.406	3	4.5
19/10/2012	4.43	4	4.5	4.6	4.5	4.406	3	4.5
20/10/2012	4.43	4	4.5	4.6	4.5	4.406	3	4.5
21/10/2012	4.43	4	4.5	4.6	4.5	4.406	3	4.5
22/10/2012	4.43	4	4.5	4.6	4.5	4.406	3	4.5
23/10/2012	4.43	4	4.5	4.6	4.5	4.406	3	4.5
24/10/2012	4.43	4	4.5	4.6	4.35	4.376	3	4.5
25/10/2012	4.43	4	4.5	4.6	4.35	4.376	3	4.5
26/10/2012	4.27	4	4.5	4.6	4.35	4.344	3	4.5
27/10/2012	4.27	4	4.5	4.6	4.35	4.344	3	4.5
28/10/2012	4.27	4	4.5	4.6	4.35	4.344	3	4.5
29/10/2012	4.27	4	4.35	4.6	4.35	4.314	3	4.5
30/10/2012	4.27	4	4.35	4.5	4.35	4.294	3	4.5
31/10/2012	4.27	4	4.35	4.5	4.35	4.294	3	4.5
1/11/2012	4.27	4	4.35	4.5	4.35	4.294	3	4.5
2/11/2012	4.27	4	4.35	4.5	4.35	4.294	3	4.5
3/11/2012	4.27	4	4.35	4.5	4.35	4.294	3	4.5
4/11/2012	4.27	4	4.35	4.5	4.35	4.294	3	4.5
5/11/2012	4.27	4	4.35	4.5	4.35	4.294	3	4.5
6/11/2012	4.27	4	4.35	4.5	4.35	4.294	3	4.5
7/11/2012	4.27	4	4.35	4.5	4.35	4.294	3	4.5
8/11/2012	4.27	4	4.35	4.5	4.35	4.294	3	4.5
9/11/2012	4.27	4	4.35	4.4	4.35	4.274	3	4.5
10/11/2012	4.27	4	4.35	4.4	4.35	4.274	3	4.5
11/11/2012	4.27	4	4.35	4.4	4.35	4.274	3	4.5
12/11/2012	4.27	4	4.35	4.4	4.35	4.274	3	4.5
13/11/2012	4.27	4	4.35	4.4	4.35	4.274	3	4.5
14/11/2012	4.27	4	4.35	4.4	4.35	4.274	3	4.5
15/11/2012	4.27	4	4.35	4.4	4.35	4.274	3	4.5
16/11/2012	4.27	4	4.35	4.4	4.35	4.274	3	4.5
17/11/2012	4.27	4	4.35	4.4	4.35	4.274	3	4.5
18/11/2012	4.27	4	4.35	4.4	4.35	4.274	3	4.5
19/11/2012	4.27	4	4.35	4.4	4.35	4.274	3	4.5
20/11/2012	4.27	4	4.35	4.4	4.35	4.274	3	4.5

21/11/2012	4.27	4	4.35	4.4	4.35	4.274	3	4.5
22/11/2012	4.27	4	4.35	4.4	4.35	4.274	3	4.5
23/11/2012	4.27	4	4.35	4.4	4.35	4.274	3	4.5
24/11/2012	4.27	4	4.35	4.4	4.35	4.274	3	4.5
25/11/2012	4.27	4	4.35	4.4	4.35	4.274	3	4.5
26/11/2012	4.27	4	4.35	4.25	4.35	4.244	3	4.5
27/11/2012	4.27	4	4.35	4.25	4.35	4.244	3	4.5
28/11/2012	4.27	4	4.35	4.25	4.35	4.244	3	4.5
29/11/2012	4.27	4	4.35	4.25	4.35	4.244	3	4.5
30/11/2012	4.27	4	4.35	4.25	4.35	4.244	3	4.5
1/12/2012	4.27	4	4.35	4.25	4.35	4.244	3	4.5
2/12/2012	4.27	4	4.35	4.25	4.35	4.244	3	4.5
3/12/2012	4.27	4	4.35	4.25	4.35	4.244	3	4.5
4/12/2012	4.27	4	4.35	4.25	4.35	4.244	3	4.5
5/12/2012	4.27	4	4.35	4.25	4.35	4.244	3	4.5
6/12/2012	4.27	4	4.35	4.25	4.35	4.244	3	4.5
7/12/2012	4.27	4	4.35	4.25	4.35	4.244	3	4.5
8/12/2012	4.27	4	4.35	4.25	4.35	4.244	3	4.5
9/12/2012	4.27	4	4.35	4.25	4.35	4.244	3	4.5
10/12/2012	4.27	4	4.35	4.25	4.35	4.244	3	4.5
11/12/2012	4.27	4	4.35	4.25	4.35	4.244	3	4.5
12/12/2012	4.27	4	4.35	4.25	4.35	4.244	3	4.5
13/12/2012	4.27	4	4.35	4.25	4.35	4.244	3	4.5
14/12/2012	4.27	4	4.35	4.25	4.35	4.244	3	4.5
15/12/2012	4.27	4	4.35	4.25	4.35	4.244	3	4.5
16/12/2012	4.27	4	4.35	4.25	4.35	4.244	3	4.5
17/12/2012	4.27	4	4.35	4.25	4.35	4.244	3	4.5
18/12/2012	4.27	4	4.35	4.25	4.35	4.244	3	4.5
19/12/2012	4.27	4	4.35	4.25	4.35	4.244	3	4.5
20/12/2012	4.27	4	4.35	4.25	4.35	4.244	3	4.5
21/12/2012	4.27	4	4.35	4.25	4.35	4.244	3	4.5
22/12/2012	4.27	4	4.35	4.25	4.35	4.244	3	4.5
23/12/2012	4.27	4	4.35	4.25	4.35	4.244	3	4.5
24/12/2012	4.27	4	4.35	4.25	4.35	4.244	3	4.5
25/12/2012	4.27	4	4.35	4.25	4.35	4.244	3	4.5
26/12/2012	4.27	4	4.35	4.25	4.35	4.244	3	4.5
27/12/2012	4.27	4	4.35	4.25	4.35	4.244	3	4.5
28/12/2012	4.27	4	4.35	4.25	4.35	4.244	3	4.5
29/12/2012	4.27	4	4.35	4.25	4.35	4.244	3	4.5
30/12/2012	4.27	4	4.35	4.25	4.35	4.244	3	4.5
31/12/2012	4.27	4	4.35	4.25	4.35	4.244	3	4.5
1/01/2013	4.27	4	4.35	4.25	4.35	4.244	3	4.5
2/01/2013	4.09	4.2	4.15	4.25	4.15	4.168	3	4.5
3/01/2013	4.09	4.2	4.15	4.25	4.15	4.168	3	4.5
4/01/2013	4.09	4.2	4.15	4.25	4.15	4.168	3	4.5
5/01/2013	4.09	4.2	4.15	4.25	4.15	4.168	3	4.5
6/01/2013	4.09	4.2	4.15	4.25	4.15	4.168	3	4.5
7/01/2013	4.09	4.2	4.15	4.25	4.15	4.168	3	4.5
8/01/2013	4.09	4.2	4.15	4.25	4.15	4.168	3	4.5
9/01/2013	4.09	4.2	4.15	4.25	4.15	4.168	3	4.5
10/01/2013	4.09	4.2	4.15	4.15	4.15	4.148	3	4.5
11/01/2013	4.09	4.2	4.15	4.15	4.15	4.148	3	4.5
12/01/2013	4.09	4.2	4.15	4.15	4.15	4.148	3	4.5
13/01/2013	4.09	4.2	4.15	4.15	4.15	4.148	3	4.5
14/01/2013	4.09	4.2	4.15	4.15	4.15	4.148	3	4.5
15/01/2013	4.09	4.2	4.15	4.15	4.15	4.148	3	4.5
16/01/2013	4.09	4.2	4.15	4.15	4.15	4.148	3	4.5
17/01/2013	4.09	4.2	4.15	4.15	4.15	4.148	3	4.5

14/05/2013	3.93	4.05	4.05	4.05	4	4.016	2.5	4
15/05/2013	3.93	4.05	4.05	4.05	4	4.016	2.5	4
16/05/2013	3.93	4.05	4.05	4.05	4	4.016	2.5	4
17/05/2013	3.93	4.05	4.05	4.05	4	4.016	2.5	4
18/05/2013	3.93	4.05	4.05	4.05	4	4.016	2.5	4
19/05/2013	3.93	4.05	4.05	4.05	4	4.016	2.5	4
20/05/2013	3.93	4.05	4.05	4.05	4	4.016	2.5	4
21/05/2013	3.93	4.05	4.05	4.05	4	4.016	2.5	4
22/05/2013	3.93	4.05	4.05	4.05	4	4.016	2.5	4
23/05/2013	3.93	4.05	4.05	4.05	4	4.016	2.5	4
24/05/2013	3.93	4.05	4.05	4.05	4	4.016	2.5	4
25/05/2013	3.93	4.05	4.05	4.05	4	4.016	2.5	4
26/05/2013	3.93	4.05	4.05	4.05	4	4.016	2.5	4
27/05/2013	3.93	4	4.05	4.05	4	4.006	2.5	4
28/05/2013	3.93	4	4.05	4.05	4	4.006	2.5	4
29/05/2013	3.93	4	4.05	4.05	4	4.006	2.5	4
30/05/2013	3.93	4	4.05	4.05	4	4.006	2.5	4
31/05/2013	3.93	4	4.05	4.05	3.75	3.956	2.5	4
1/06/2013	3.93	4	4.05	4.05	3.75	3.956	2.5	4
2/06/2013	3.93	4	4.05	4.05	3.75	3.956	2.5	4
3/06/2013	3.93	4	4.05	4.05	3.75	3.956	2.5	4
4/06/2013	3.93	4	3.95	4.05	3.75	3.936	2.5	4
5/06/2013	3.93	4	3.95	4.05	3.75	3.936	2.5	4
6/06/2013	3.93	4	3.95	4.05	3.75	3.936	2.5	4
7/06/2013	3.93	4	3.95	4.05	3.75	3.936	2.5	4
8/06/2013	3.93	4	3.95	4.05	3.75	3.936	2.5	4
9/06/2013	3.93	4	3.95	4.05	3.75	3.936	2.5	4
10/06/2013	3.93	4	3.95	4.05	3.75	3.936	2.5	4
11/06/2013	3.93	3.75	3.95	4.05	3.75	3.886	2.5	4
12/06/2013	3.72	3.75	3.95	4.05	3.75	3.844	2.5	4

CMA Accounts

	ANZ	CBA	NAB	St George	Westpac	OIR	Top 5 Avg
13/10/2008	6	6	5	3.45	5.55	6	5.2
14/10/2008	5	5	5	3.45	4.55	6	4.6
15/10/2008	5	5	5	3.45	4.55	6	4.6
16/10/2008	5	5	5	3.45	4.55	6	4.6
17/10/2008	5	5	5	3.45	4.55	6	4.6
18/10/2008	5	5	5	3.45	4.55	6	4.6
19/10/2008	5	5	5	3.45	4.55	6	4.6
20/10/2008	5	5	5	3.45	4.55	6	4.6
21/10/2008	5	5	5	3.45	4.55	6	4.6
22/10/2008	5	5	5	3.45	4.55	6	4.6
23/10/2008	5	5	5	3.45	4.55	6	4.6
24/10/2008	5	5	5	3.45	4.55	6	4.6
25/10/2008	5	5	5	3.45	4.55	6	4.6
26/10/2008	5	5	5	3.45	4.55	6	4.6
27/10/2008	5	5	5	3.45	4.55	6	4.6
28/10/2008	5	5	5	3.45	4.55	6	4.6
29/10/2008	5	5	5	3.45	4.55	6	4.6
30/10/2008	5	5	5	3.45	4.55	6	4.6
31/10/2008	5	5	5	3.45	4.55	6	4.6
1/11/2008	5	5	5	3.45	4.55	6	4.6
2/11/2008	5	5	5	3.45	4.55	6	4.6
3/11/2008	5	5	5	3.45	4.55	6	4.6
4/11/2008	5	5	5	3.45	4.55	6	4.6
5/11/2008	5	5	5	3.45	4.55	5.25	4.6
6/11/2008	5	5	4.25	3.45	4.55	5.25	4.45
7/11/2008	5	5	4.25	3.45	4.55	5.25	4.45
8/11/2008	5	5	4.25	3.45	4.55	5.25	4.45
9/11/2008	5	5	4.25	3.45	4.55	5.25	4.45
10/11/2008	5	5	4.25	3.45	4.05	5.25	4.35
11/11/2008	5	5	4.25	3.45	4.05	5.25	4.35
12/11/2008	4.25	5	4.25	3.45	4.05	5.25	4.2
13/11/2008	4.25	4.25	4.25	3.45	4.05	5.25	4.05
14/11/2008	4.25	4.25	4.25	2.7	4.05	5.25	3.9
15/11/2008	4.25	4.25	4.25	2.7	4.05	5.25	3.9
16/11/2008	4.25	4.25	4.25	2.7	4.05	5.25	3.9
17/11/2008	4.25	4.25	4.25	2.7	4.05	5.25	3.9
18/11/2008	4.25	4.25	4.25	2.7	4.05	5.25	3.9
19/11/2008	4.25	4.25	4.25	2.7	4.05	5.25	3.9
20/11/2008	4.25	4.25	4.25	2.7	4.05	5.25	3.9
21/11/2008	4.25	4.25	4.25	2.7	4.05	5.25	3.9
22/11/2008	4.25	4.25	4.25	2.7	4.05	5.25	3.9
23/11/2008	4.25	4.25	4.25	2.7	4.05	5.25	3.9
24/11/2008	4.25	4.25	4.25	2.7	4.05	5.25	3.9
25/11/2008	4.25	4.25	4.25	2.7	4.05	5.25	3.9
26/11/2008	4.25	4.25	4.25	2.7	4.05	5.25	3.9
27/11/2008	4.25	4.25	4.25	2.7	4.05	5.25	3.9
28/11/2008	4.25	4.25	4.25	2.7	4.05	5.25	3.9
29/11/2008	4.25	4.25	4.25	2.7	4.05	5.25	3.9
30/11/2008	4.25	4.25	4.25	2.7	4.05	5.25	3.9
1/12/2008	4.25	4.25	4.25	2.7	4.05	5.25	3.9
2/12/2008	4.25	4.25	4.25	2.7	4.05	5.25	3.9
3/12/2008	4.25	4.25	4.25	2.7	4.05	4.25	3.9
4/12/2008	4.25	4.25	3.25	2.7	3.05	4.25	3.5
5/12/2008	3	4.25	3.25	2.7	3.05	4.25	3.25
6/12/2008	3	4.25	3.25	2.7	3.05	4.25	3.25
7/12/2008	3	4.25	3.25	2.7	3.05	4.25	3.25
8/12/2008	3	4.25	3.25	2	3.05	4.25	3.11
9/12/2008	3	4.25	3.25	2	3.05	4.25	3.11
10/12/2008	3	4.25	3.25	2	3.05	4.25	3.11
11/12/2008	3	4.25	3.25	2	3.05	4.25	3.11

12/12/2008	3	4.25	3.25	2	3.05	4.25	3.11
13/12/2008	3	4.25	3.25	2	3.05	4.25	3.11
14/12/2008	3	4.25	3.25	2	3.05	4.25	3.11
15/12/2008	3	4.25	3.25	2	3.05	4.25	3.11
16/12/2008	3	4.25	3.25	2	3.05	4.25	3.11
17/12/2008	3	4.25	3.25	2	3.05	4.25	3.11
18/12/2008	3	4.25	3.25	2	3.05	4.25	3.11
19/12/2008	3	4.25	3.25	2	3.05	4.25	3.11
20/12/2008	3	4.25	3.25	2	3.05	4.25	3.11
21/12/2008	3	4.25	3.25	2	3.05	4.25	3.11
22/12/2008	3	4.25	3.25	2	3.05	4.25	3.11
23/12/2008	3	4.25	3.25	2	3.05	4.25	3.11
24/12/2008	3	4.25	3.25	2	3.05	4.25	3.11
25/12/2008	3	4.25	3.25	2	3.05	4.25	3.11
26/12/2008	3	4.25	3.25	2	3.05	4.25	3.11
27/12/2008	3	4.25	3.25	2	3.05	4.25	3.11
28/12/2008	3	4.25	3.25	2	3.05	4.25	3.11
29/12/2008	3	4.25	3.25	2	3.05	4.25	3.11
30/12/2008	3	4.25	3.25	2	3.05	4.25	3.11
31/12/2008	3	4.25	3.25	2	3.05	4.25	3.11
1/01/2009	3	4.25	3.25	2	3.05	4.25	3.11
2/01/2009	3	4.25	3.25	2	3.05	4.25	3.11
3/01/2009	3	4.25	3.25	2	3.05	4.25	3.11
4/01/2009	3	4.25	3.25	2	3.05	4.25	3.11
5/01/2009	3	4.25	3.25	2	3.05	4.25	3.11
6/01/2009	3	4.25	3.25	2	3.05	4.25	3.11
7/01/2009	3	4.25	3.25	2	3.05	4.25	3.11
8/01/2009	3	3.25	3.25	2	3.05	4.25	2.91
9/01/2009	3	3.25	3.25	2	3.05	4.25	2.91
10/01/2009	3	3.25	3.25	2	3.05	4.25	2.91
11/01/2009	3	3.25	3.25	2	3.05	4.25	2.91
12/01/2009	3	3.25	3.25	2	3.05	4.25	2.91
13/01/2009	3	3.25	3.25	2	3.05	4.25	2.91
14/01/2009	3	3.25	3.25	2	3.05	4.25	2.91
15/01/2009	3	3.25	3.25	2	3.05	4.25	2.91
16/01/2009	3	3.25	3.25	2	3.05	4.25	2.91
17/01/2009	3	3.25	3.25	2	3.05	4.25	2.91
18/01/2009	3	3.25	3.25	2	3.05	4.25	2.91
19/01/2009	3	3.25	3.25	2	3.05	4.25	2.91
20/01/2009	3	3.25	3.25	2	3.05	4.25	2.91
21/01/2009	3	3.25	3.25	2	3.05	4.25	2.91
22/01/2009	3	3.25	3.25	2	3.05	4.25	2.91
23/01/2009	3	3.25	3.25	2	3.05	4.25	2.91
24/01/2009	3	3.25	3.25	2	3.05	4.25	2.91
25/01/2009	3	3.25	3.25	2	3.05	4.25	2.91
26/01/2009	3	3.25	3.25	2	3.05	4.25	2.91
27/01/2009	3	3.25	3.25	2	3.05	4.25	2.91
28/01/2009	3	3.25	3.25	2	3.05	4.25	2.91
29/01/2009	3	3.25	3.25	2	3.05	4.25	2.91
30/01/2009	3	3.25	3.25	2	3.05	4.25	2.91
31/01/2009	3	3.25	3.25	2	3.05	4.25	2.91
1/02/2009	3	3.25	3.25	2	3.05	4.25	2.91
2/02/2009	3	3.25	3.25	2	3.05	4.25	2.91
3/02/2009	3	3.25	3.25	2	3.05	4.25	2.91
4/02/2009	3	3.25	3.25	2	3.05	3.25	2.91
5/02/2009	3	3.25	2.25	2	2.05	3.25	2.51
6/02/2009	2	3.25	2.25	2	2.05	3.25	2.31
7/02/2009	2	3.25	2.25	2	2.05	3.25	2.31
8/02/2009	2	3.25	2.25	2	2.05	3.25	2.31
9/02/2009	2	3.25	2.25	2	2.05	3.25	2.31
10/02/2009	2	3.25	2.25	2	2.05	3.25	2.31
11/02/2009	2	3.25	2.25	2	2.05	3.25	2.31
12/02/2009	2	3.25	2.25	2	2.05	3.25	2.31

13/02/2009	2	3.25	2.25	2	2.05	3.25	2.31
14/02/2009	2	3.25	2.25	2	2.05	3.25	2.31
15/02/2009	2	3.25	2.25	2	2.05	3.25	2.31
16/02/2009	2	3.25	2.25	2	2.05	3.25	2.31
17/02/2009	2	3.25	2.25	2	2.05	3.25	2.31
18/02/2009	2	3.25	2.25	2	2.05	3.25	2.31
19/02/2009	2	2.25	2.25	2	2.05	3.25	2.11
20/02/2009	2	2.25	2.25	2	2.05	3.25	2.11
21/02/2009	2	2.25	2.25	2	2.05	3.25	2.11
22/02/2009	2	2.25	2.25	2	2.05	3.25	2.11
23/02/2009	2	2.25	2.25	2	2.05	3.25	2.11
24/02/2009	2	2.25	2.25	2	2.05	3.25	2.11
25/02/2009	2	2.25	2.25	2	2.05	3.25	2.11
26/02/2009	2	2.25	2.25	2	2.05	3.25	2.11
27/02/2009	2	2.25	2.25	2	2.05	3.25	2.11
28/02/2009	2	2.25	2.25	2	2.05	3.25	2.11
1/03/2009	2	2.25	2.25	2	2.05	3.25	2.11
2/03/2009	2	2.25	2.25	2	2.05	3.25	2.11
3/03/2009	2	2.25	2.25	2	2.05	3.25	2.11
4/03/2009	2	2.25	2.25	2	2.05	3.25	2.11
5/03/2009	2	2.25	2.25	2	2.05	3.25	2.11
6/03/2009	2	2.25	2.25	2	2.05	3.25	2.11
7/03/2009	2	2.25	2.25	2	2.05	3.25	2.11
8/03/2009	2	2.25	2.25	2	2.05	3.25	2.11
9/03/2009	2	2.25	2.25	2	2.05	3.25	2.11
10/03/2009	2	2.25	2.25	2	2.05	3.25	2.11
11/03/2009	2	2.25	2.25	2	2.05	3.25	2.11
12/03/2009	2	2.25	2.25	2	2.05	3.25	2.11
13/03/2009	2	2.25	2.25	2	2.05	3.25	2.11
14/03/2009	2	2.25	2.25	2	2.05	3.25	2.11
15/03/2009	2	2.25	2.25	2	2.05	3.25	2.11
16/03/2009	2	2.25	2.25	2	2.05	3.25	2.11
17/03/2009	2	2.25	2.25	2	2.05	3.25	2.11
18/03/2009	2	2.25	2.25	2	2.05	3.25	2.11
19/03/2009	2	2.25	2.25	2	2.05	3.25	2.11
20/03/2009	2	2.25	2.25	2	2.05	3.25	2.11
21/03/2009	2	2.25	2.25	2	2.05	3.25	2.11
22/03/2009	2	2.25	2.25	2	2.05	3.25	2.11
23/03/2009	2	2.25	2.25	2	2.05	3.25	2.11
24/03/2009	2	2.25	2.25	2	2.05	3.25	2.11
25/03/2009	2	2.25	2.25	2	2.05	3.25	2.11
26/03/2009	2	2.25	2.25	2	2.05	3.25	2.11
27/03/2009	2	2.25	2.25	2	2.05	3.25	2.11
28/03/2009	2	2.25	2.25	2	2.05	3.25	2.11
29/03/2009	2	2.25	2.25	2	2.05	3.25	2.11
30/03/2009	2	2.25	2.25	2	2.05	3.25	2.11
31/03/2009	2	2.25	2.25	2	2.05	3.25	2.11
1/04/2009	2	2.25	2.25	2	2.05	3.25	2.11
2/04/2009	2	2.25	2.25	2	2.05	3.25	2.11
3/04/2009	2	2.25	2.25	2	2.05	3.25	2.11
4/04/2009	2	2.25	2.25	2	2.05	3.25	2.11
5/04/2009	2	2.25	2.25	2	2.05	3.25	2.11
6/04/2009	2	2.25	2.25	2	2.05	3.25	2.11
7/04/2009	2	2.25	2.25	2	2.05	3	2.11
8/04/2009	2	2.25	2.25	2	2.05	3	2.11
9/04/2009	2	2.25	2.25	2	2.05	3	2.11
10/04/2009	2	2.25	2.25	2	2.05	3	2.11
11/04/2009	2	2.25	2.25	2	2.05	3	2.11
12/04/2009	2	2.25	2.25	2	2.05	3	2.11
13/04/2009	2	2.25	2.25	2	2.05	3	2.11
14/04/2009	2	2.25	2.25	2	2.05	3	2.11
15/04/2009	2	2.25	2.25	2	2.05	3	2.11
16/04/2009	2	2.25	2	0.75	1.8	3	1.76

17/04/2009	2	2.25	2	0.75	1.8	3	1.76
18/04/2009	2	2.25	2	0.75	1.8	3	1.76
19/04/2009	2	2.25	2	0.75	1.8	3	1.76
20/04/2009	2	2.25	2	0.75	1.8	3	1.76
21/04/2009	2	2.25	2	0.75	1.8	3	1.76
22/04/2009	2	2.25	2	0.75	1.8	3	1.76
23/04/2009	2	2.25	2	0.75	1.8	3	1.76
24/04/2009	2	2.25	2	0.75	1.8	3	1.76
25/04/2009	2	2.25	2	0.75	1.8	3	1.76
26/04/2009	2	2.25	2	0.75	1.8	3	1.76
27/04/2009	2	2.25	2	0.75	1.8	3	1.76
28/04/2009	2	2.25	2	0.75	1.8	3	1.76
29/04/2009	2	2.25	2	0.75	1.8	3	1.76
30/04/2009	2	2.25	2	0.75	1.8	3	1.76
1/05/2009	2	2.25	2	0.75	1.8	3	1.76
2/05/2009	2	2.25	2	0.75	1.8	3	1.76
3/05/2009	2	2.25	2	0.75	1.8	3	1.76
4/05/2009	2	2.25	2	0.75	1.8	3	1.76
5/05/2009	2	2.25	2	0.75	1.8	3	1.76
6/05/2009	2	2.25	2	0.75	1.8	3	1.76
7/05/2009	2	2.25	2	0.75	1.8	3	1.76
8/05/2009	2	2.25	2	0.75	1.8	3	1.76
9/05/2009	2	2.25	2	0.75	1.8	3	1.76
10/05/2009	2	2.25	2	0.75	1.8	3	1.76
11/05/2009	2	2.25	2	0.75	1.8	3	1.76
12/05/2009	2	2.25	2	0.75	1.8	3	1.76
13/05/2009	2	2.25	2	0.75	1.8	3	1.76
14/05/2009	2	2.25	2	0.75	1.8	3	1.76
15/05/2009	2	2.25	2	0.75	1.8	3	1.76
16/05/2009	2	2.25	2	0.75	1.8	3	1.76
17/05/2009	2	2.25	2	0.75	1.8	3	1.76
18/05/2009	2	2.25	2	0.75	1.8	3	1.76
19/05/2009	2	2.25	2	0.75	1.8	3	1.76
20/05/2009	2	2.25	2	0.75	1.8	3	1.76
21/05/2009	2	2.25	2	0.75	1.8	3	1.76
22/05/2009	2	2.25	2	0.75	1.8	3	1.76
23/05/2009	2	2.25	2	0.75	1.8	3	1.76
24/05/2009	2	2.25	2	0.75	1.8	3	1.76
25/05/2009	2	2.25	2	0.75	1.8	3	1.76
26/05/2009	2	2.25	2	0.75	1.8	3	1.76
27/05/2009	2	2.25	2	0.75	1.8	3	1.76
28/05/2009	2	2.25	2	0.75	1.8	3	1.76
29/05/2009	2	2	2	0.75	1.8	3	1.71
30/05/2009	2	2	2	0.75	1.8	3	1.71
31/05/2009	2	2	2	0.75	1.8	3	1.71
1/06/2009	2	2	2	0.75	1.8	3	1.71
2/06/2009	2	2	2	0.75	1.8	3	1.71
3/06/2009	2	2	2	0.75	1.8	3	1.71
4/06/2009	2	2	2	0.75	1.8	3	1.71
5/06/2009	2	2	2	0.75	1.8	3	1.71
6/06/2009	2	2	2	0.75	1.8	3	1.71
7/06/2009	2	2	2	0.75	1.8	3	1.71
8/06/2009	2	2	2	0.75	1.8	3	1.71
9/06/2009	2	2	2	0.75	1.8	3	1.71
10/06/2009	2	2	2	0.75	1.8	3	1.71
11/06/2009	2	2	2	0.75	1.8	3	1.71
12/06/2009	2	2	2	0.75	1.8	3	1.71
13/06/2009	2	2	2	0.75	1.8	3	1.71
14/06/2009	2	2	2	0.75	1.8	3	1.71
15/06/2009	2	2	2	0.75	1.8	3	1.71
16/06/2009	2	2	2	0.75	1.8	3	1.71
17/06/2009	2	2	2	0.75	1.8	3	1.71
18/06/2009	2	2	2	0.75	1.8	3	1.71

19/06/2009	2	2	2	0.75	1.8	3	1.71
20/06/2009	2	2	2	0.75	1.8	3	1.71
21/06/2009	2	2	2	0.75	1.8	3	1.71
22/06/2009	2	2	2	0.75	1.8	3	1.71
23/06/2009	2	2	2	0.75	1.8	3	1.71
24/06/2009	2	2	2	0.75	1.8	3	1.71
25/06/2009	2	2	2	0.75	1.8	3	1.71
26/06/2009	2	2	2	0.75	1.8	3	1.71
27/06/2009	2	2	2	0.75	1.8	3	1.71
28/06/2009	2	2	2	0.75	1.8	3	1.71
29/06/2009	2	2	2	0.75	1.8	3	1.71
30/06/2009	2	2	2	0.75	1.8	3	1.71
1/07/2009	2	2	2	0.75	1.8	3	1.71
2/07/2009	2	2	2	0.75	1.8	3	1.71
3/07/2009	2	2	2	0.75	1.8	3	1.71
4/07/2009	2	2	2	0.75	1.8	3	1.71
5/07/2009	2	2	2	0.75	1.8	3	1.71
6/07/2009	2	2	2	0.75	1.8	3	1.71
7/07/2009	2	2	2	0.75	1.8	3	1.71
8/07/2009	2	2	2	0.75	1.8	3	1.71
9/07/2009	2	2	2	0.75	1.8	3	1.71
10/07/2009	2	2	2	0.75	1.8	3	1.71
11/07/2009	2	2	2	0.75	1.8	3	1.71
12/07/2009	2	2	2	0.75	1.8	3	1.71
13/07/2009	2	2	2	0.75	1.8	3	1.71
14/07/2009	2	2	2	0.75	1.8	3	1.71
15/07/2009	2	2	2	0.75	1.8	3	1.71
16/07/2009	2	2	2	0.75	1.8	3	1.71
17/07/2009	2	2	2	0.75	1.8	3	1.71
18/07/2009	2	2	2	0.75	1.8	3	1.71
19/07/2009	2	2	2	0.75	1.8	3	1.71
20/07/2009	2	2	2	0.75	1.8	3	1.71
21/07/2009	2	2	2	0.75	1.8	3	1.71
22/07/2009	2	2	2	0.75	1.8	3	1.71
23/07/2009	2	2	2	0.75	1.8	3	1.71
24/07/2009	2	2	2	0.75	1.8	3	1.71
25/07/2009	2	2	2	0.75	1.8	3	1.71
26/07/2009	2	2	2	0.75	1.8	3	1.71
27/07/2009	2	2	2	0.75	1.8	3	1.71
28/07/2009	2	2	2	0.75	1.8	3	1.71
29/07/2009	2	2	2	0.75	1.8	3	1.71
30/07/2009	2	2	2	0.75	1.8	3	1.71
31/07/2009	2	2	2	0.75	1.8	3	1.71
1/08/2009	2	2	2	0.75	1.8	3	1.71
2/08/2009	2	2	2	0.75	1.8	3	1.71
3/08/2009	2	2	2	0.75	1.8	3	1.71
4/08/2009	2	2	2	0.75	1.8	3	1.71
5/08/2009	2	2	2	0.75	1.8	3	1.71
6/08/2009	2	2	2	0.75	1.8	3	1.71
7/08/2009	2	2	2	0.75	1.8	3	1.71
8/08/2009	2	2	2	0.75	1.8	3	1.71
9/08/2009	2	2	2	0.75	1.8	3	1.71
10/08/2009	2	2	2	0.75	1.8	3	1.71
11/08/2009	2	2	2	0.75	1.8	3	1.71
12/08/2009	2	2	2	0.75	1.8	3	1.71
13/08/2009	2	2	2	0.75	1.8	3	1.71
14/08/2009	2	2	2	0.75	1.8	3	1.71
15/08/2009	2	2	2	0.75	1.8	3	1.71
16/08/2009	2	2	2	0.75	1.8	3	1.71
17/08/2009	2	2	2	0.75	1.8	3	1.71
18/08/2009	2	2	2	0.75	1.8	3	1.71
19/08/2009	2	2	2	0.75	1.8	3	1.71
20/08/2009	2	2	2	0.75	1.8	3	1.71

21/08/2009	2	2	2	0.75	1.8	3	1.71
22/08/2009	2	2	2	0.75	1.8	3	1.71
23/08/2009	2	2	2	0.75	1.8	3	1.71
24/08/2009	2	2	2	0.75	1.8	3	1.71
25/08/2009	2	2	2	0.75	1.8	3	1.71
26/08/2009	2	2	2	0.75	1.8	3	1.71
27/08/2009	2	2	2	0.75	1.8	3	1.71
28/08/2009	2	2	2	0.75	1.8	3	1.71
29/08/2009	2	2	2	0.75	1.8	3	1.71
30/08/2009	2	2	2	0.75	1.8	3	1.71
31/08/2009	2	2	2	0.75	1.8	3	1.71
1/09/2009	2	2	2	0.75	1.8	3	1.71
2/09/2009	2	2	2	0.75	1.8	3	1.71
3/09/2009	2	2	2	0.75	1.8	3	1.71
4/09/2009	2	2	2	0.75	1.8	3	1.71
5/09/2009	2	2	2	0.75	1.8	3	1.71
6/09/2009	2	2	2	0.75	1.8	3	1.71
7/09/2009	2	2	2	0.75	1.8	3	1.71
8/09/2009	2	2	2	0.75	1.8	3	1.71
9/09/2009	2	2	2	0.75	1.8	3	1.71
10/09/2009	2	2	2	0.75	1.8	3	1.71
11/09/2009	2	2	2	0.75	1.8	3	1.71
12/09/2009	2	2	2	0.75	1.8	3	1.71
13/09/2009	2	2	2	0.75	1.8	3	1.71
14/09/2009	2	2	2	0.75	1.8	3	1.71
15/09/2009	2	2	2	0.75	1.8	3	1.71
16/09/2009	2	2	2	0.75	1.8	3	1.71
17/09/2009	2	2	2	0.75	1.8	3	1.71
18/09/2009	2	2	2	0.75	1.8	3	1.71
19/09/2009	2	2	2	0.75	1.8	3	1.71
20/09/2009	2	2	2	0.75	1.8	3	1.71
21/09/2009	2	2	2	0.75	1.8	3	1.71
22/09/2009	2	2	2	0.75	1.8	3	1.71
23/09/2009	2	2	2	0.75	1.8	3	1.71
24/09/2009	2	2	2	0.75	1.8	3	1.71
25/09/2009	2	2	2	0.75	1.8	3	1.71
26/09/2009	2	2	2	0.75	1.8	3	1.71
27/09/2009	2	2	2	0.75	1.8	3	1.71
28/09/2009	2	2	2	0.75	1.8	3	1.71
29/09/2009	2	2	2	0.75	1.8	3	1.71
30/09/2009	2	2	2	0.75	1.8	3	1.71
1/10/2009	2	2	2	0.75	1.8	3	1.71
2/10/2009	2	2	2	0.75	1.8	3	1.71
3/10/2009	2	2	2	0.75	1.8	3	1.71
4/10/2009	2	2	2	0.75	1.8	3	1.71
5/10/2009	2	2	2	0.75	1.8	3	1.71
6/10/2009	2	2	2	0.75	1.8	3.25	1.71
7/10/2009	2	2	2	0.75	1.8	3.25	1.71
8/10/2009	2	2	2	0.75	1.8	3.25	1.71
9/10/2009	2	2	2	0.75	1.8	3.25	1.71
10/10/2009	2	2	2	0.75	1.8	3.25	1.71
11/10/2009	2	2	2	0.75	1.8	3.25	1.71
12/10/2009	2	2.2	2.25	0.75	2.05	3.25	1.85
13/10/2009	2	2.2	2.25	0.75	2.05	3.25	1.85
14/10/2009	2	2.2	2.25	0.75	2.05	3.25	1.85
15/10/2009	2	2.2	2.25	0.75	2.05	3.25	1.85
16/10/2009	2	2.2	2.25	0.75	2.05	3.25	1.85
17/10/2009	2	2.2	2.25	0.75	2.05	3.25	1.85
18/10/2009	2	2.2	2.25	0.75	2.05	3.25	1.85
19/10/2009	2.25	2.2	2.25	0.75	2.05	3.25	1.9
20/10/2009	2.25	2.2	2.25	0.75	2.05	3.25	1.9
21/10/2009	2.25	2.2	2.25	0.75	2.05	3.25	1.9
22/10/2009	2.25	2.2	2.25	0.75	2.05	3.25	1.9

23/10/2009	2.25	2.2	2.25	0.75	2.05	3.25	1.9
24/10/2009	2.25	2.2	2.25	0.75	2.05	3.25	1.9
25/10/2009	2.25	2.2	2.25	0.75	2.05	3.25	1.9
26/10/2009	2.25	2.2	2.25	0.75	2.05	3.25	1.9
27/10/2009	2.25	2.2	2.25	0.75	2.05	3.25	1.9
28/10/2009	2.25	2.2	2.25	0.75	2.05	3.25	1.9
29/10/2009	2.25	2.2	2.25	0.75	2.05	3.25	1.9
30/10/2009	2.25	2.2	2.25	0.75	2.05	3.25	1.9
31/10/2009	2.25	2.2	2.25	0.75	2.05	3.25	1.9
1/11/2009	2.25	2.2	2.25	0.75	2.05	3.25	1.9
2/11/2009	2.25	2.2	2.25	0.75	2.05	3.25	1.9
3/11/2009	2.25	2.2	2.25	0.75	2.05	3.5	1.9
4/11/2009	2.25	2.2	2.25	0.75	2.05	3.5	1.9
5/11/2009	2.25	2.2	2.25	0.75	2.05	3.5	1.9
6/11/2009	2.25	2.2	2.25	0.75	2.05	3.5	1.9
7/11/2009	2.25	2.2	2.25	0.75	2.05	3.5	1.9
8/11/2009	2.25	2.2	2.25	0.75	2.05	3.5	1.9
9/11/2009	2.5	2.45	2.5	0.75	2.3	3.5	2.1
10/11/2009	2.5	2.45	2.5	0.75	2.3	3.5	2.1
11/11/2009	2.5	2.45	2.5	0.75	2.3	3.5	2.1
12/11/2009	2.5	2.45	2.5	0.75	2.3	3.5	2.1
13/11/2009	2.5	2.45	2.5	0.75	2.3	3.5	2.1
14/11/2009	2.5	2.45	2.5	0.75	2.3	3.5	2.1
15/11/2009	2.5	2.45	2.5	0.75	2.3	3.5	2.1
16/11/2009	2.5	2.45	2.5	0.75	2.3	3.5	2.1
17/11/2009	2.5	2.45	2.5	0.75	2.3	3.5	2.1
18/11/2009	2.5	2.45	2.5	0.75	2.3	3.5	2.1
19/11/2009	2.5	2.45	2.5	0.75	2.3	3.5	2.1
20/11/2009	2.5	2.45	2.5	0.75	2.3	3.5	2.1
21/11/2009	2.5	2.45	2.5	0.75	2.3	3.5	2.1
22/11/2009	2.5	2.45	2.5	0.75	2.3	3.5	2.1
23/11/2009	2.5	2.45	2.5	0.75	2.3	3.5	2.1
24/11/2009	2.5	2.45	2.5	0.75	2.3	3.5	2.1
25/11/2009	2.5	2.45	2.5	0.75	2.3	3.5	2.1
26/11/2009	2.5	2.45	2.5	0.75	2.3	3.5	2.1
27/11/2009	2.5	2.45	2.5	0.75	2.3	3.5	2.1
28/11/2009	2.5	2.45	2.5	0.75	2.3	3.5	2.1
29/11/2009	2.5	2.45	2.5	0.75	2.3	3.5	2.1
30/11/2009	2.5	2.45	2.5	0.75	2.3	3.5	2.1
1/12/2009	2.5	2.45	2.5	0.75	2.3	3.75	2.1
2/12/2009	2.5	2.45	2.5	0.75	2.3	3.75	2.1
3/12/2009	2.5	2.45	2.5	0.75	2.3	3.75	2.1
4/12/2009	2.5	2.45	2.75	0.75	2.3	3.75	2.15
5/12/2009	2.5	2.45	2.75	1.01	2.3	3.75	2.202
6/12/2009	2.5	2.95	2.75	1.01	2.3	3.75	2.302
7/12/2009	2.5	2.95	2.75	1.01	2.3	3.75	2.302
8/12/2009	2.5	2.95	2.75	1.01	2.3	3.75	2.302
9/12/2009	2.5	2.95	2.75	1.01	2.3	3.75	2.302
10/12/2009	2.5	2.95	2.75	1.01	2.3	3.75	2.302
11/12/2009	2.5	2.95	2.75	1.01	2.3	3.75	2.302
12/12/2009	2.5	2.95	2.75	1.01	2.3	3.75	2.302
13/12/2009	2.5	2.95	2.75	1.01	2.3	3.75	2.302
14/12/2009	2.75	2.95	2.75	1.01	2.3	3.75	2.352
15/12/2009	2.75	2.95	2.75	1.01	2.3	3.75	2.352
16/12/2009	2.75	2.95	2.75	1.01	2.3	3.75	2.352
17/12/2009	2.75	2.95	2.75	1.01	2.3	3.75	2.352
18/12/2009	2.75	2.95	2.75	1.01	2.3	3.75	2.352
19/12/2009	2.75	2.95	2.75	1.01	2.3	3.75	2.352
20/12/2009	2.75	2.95	2.75	1.01	2.3	3.75	2.352
21/12/2009	2.75	2.95	2.75	1.01	2.3	3.75	2.352
22/12/2009	2.75	2.95	2.75	1.01	2.3	3.75	2.352
23/12/2009	2.75	2.95	2.75	1.01	2.3	3.75	2.352
24/12/2009	2.75	2.95	2.75	1.01	2.3	3.75	2.352

26/02/2010	2.75	2.95	2.75	1.25	2.3	3.75	2.4
27/02/2010	2.75	2.95	2.75	1.25	2.3	3.75	2.4
28/02/2010	2.75	2.95	3.25	1.25	2.55	3.75	2.55
1/03/2010	2.75	2.95	3.25	1.25	2.55	3.75	2.55
2/03/2010	2.75	2.95	3.25	1.25	2.55	3.75	2.55
3/03/2010	2.75	2.95	3.25	1.25	2.55	4	2.55
4/03/2010	2.75	2.95	3.25	1.25	2.55	4	2.55
5/03/2010	2.75	2.95	3.25	1.25	2.55	4	2.55
6/03/2010	2.75	2.95	3.25	1.25	2.55	4	2.55
7/03/2010	2.75	2.95	3.25	1.25	2.55	4	2.55
8/03/2010	2.75	2.95	3.25	1.25	2.55	4	2.55
9/03/2010	2.75	3.2	3.5	1.25	2.8	4	2.7
10/03/2010	2.75	3.2	3.5	1.25	2.8	4	2.7
11/03/2010	2.75	3.2	3.5	1.25	2.8	4	2.7
12/03/2010	2.75	3.2	3.5	1.25	2.8	4	2.7
13/03/2010	2.75	3.2	3.5	1.25	2.8	4	2.7
14/03/2010	2.75	3.2	3.5	1.25	2.8	4	2.7
15/03/2010	2.75	3.2	3.5	1.25	2.8	4	2.7
16/03/2010	2.75	3.2	3.5	1.5	2.8	4	2.75
17/03/2010	2.75	3.2	3.5	1.5	2.8	4	2.75
18/03/2010	2.75	3.2	3.5	1.5	2.8	4	2.75
19/03/2010	2.75	3.2	3.5	1.5	2.8	4	2.75
20/03/2010	2.75	3.2	3.5	1.5	2.8	4	2.75
21/03/2010	2.75	3.2	3.5	1.5	2.8	4	2.75
22/03/2010	2.75	3.2	3.5	1.5	2.8	4	2.75
23/03/2010	2.75	3.2	3.5	1.5	2.8	4	2.75
24/03/2010	2.75	3.2	3.5	1.5	2.8	4	2.75
25/03/2010	2.75	3.2	3.5	1.5	2.8	4	2.75
26/03/2010	2.75	3.2	3.5	1.5	2.8	4	2.75
27/03/2010	2.75	3.2	3.5	1.5	2.8	4	2.75
28/03/2010	2.75	3.2	3.5	1.5	2.8	4	2.75
29/03/2010	3	3.2	3.5	1.5	2.8	4	2.8
30/03/2010	3	3.2	3.5	1.5	2.8	4	2.8
31/03/2010	3	3.2	3.5	1.5	2.8	4	2.8
1/04/2010	3	3.2	3.5	1.5	2.8	4	2.8
2/04/2010	3	3.2	3.5	1.5	2.8	4	2.8
3/04/2010	3	3.2	3.5	1.5	2.8	4	2.8
4/04/2010	3	3.2	3.5	1.5	2.8	4	2.8
5/04/2010	3	3.2	3.5	1.5	2.8	4	2.8
6/04/2010	3	3.2	3.5	1.5	2.8	4.25	2.8
7/04/2010	3	3.2	3.5	1.5	2.8	4.25	2.8
8/04/2010	3	3.2	3.5	1.5	2.8	4.25	2.8
9/04/2010	3	3.2	3.75	1.5	2.8	4.25	2.85
10/04/2010	3	3.2	3.75	1.5	2.8	4.25	2.85
11/04/2010	3	3.2	3.75	1.5	2.8	4.25	2.85
12/04/2010	3	3.2	3.75	1.5	2.8	4.25	2.85
13/04/2010	3	3.2	3.75	1.5	2.8	4.25	2.85
14/04/2010	3	3.2	3.75	1.5	2.8	4.25	2.85
15/04/2010	3	3.2	3.75	1.5	2.8	4.25	2.85
16/04/2010	3	3.2	3.75	1.5	2.8	4.25	2.85
17/04/2010	3	3.2	3.75	1.5	2.8	4.25	2.85
18/04/2010	3	3.2	3.75	1.5	2.8	4.25	2.85
19/04/2010	3	3.2	3.75	1.5	2.8	4.25	2.85
20/04/2010	3	3.2	3.75	1.5	2.8	4.25	2.85
21/04/2010	3	3.45	3.75	1.5	3.05	4.25	2.95
22/04/2010	3	3.45	3.75	1.5	3.05	4.25	2.95
23/04/2010	3	3.45	3.75	1.5	3.05	4.25	2.95
24/04/2010	3	3.45	3.75	1.5	3.05	4.25	2.95
25/04/2010	3	3.45	3.75	1.5	3.05	4.25	2.95
26/04/2010	3	3.45	3.75	1.5	3.05	4.25	2.95
27/04/2010	3	3.45	3.75	1.5	3.05	4.25	2.95
28/04/2010	3	3.45	3.75	1.5	3.05	4.25	2.95
29/04/2010	3	3.45	3.75	1.5	3.05	4.25	2.95

30/04/2010	3	3.45	3.75	1.5	3.05	4.25	2.95
1/05/2010	3	3.45	3.75	1.5	3.05	4.25	2.95
2/05/2010	3	3.45	3.75	1.5	3.05	4.25	2.95
3/05/2010	3	3.45	3.75	1.5	3.05	4.25	2.95
4/05/2010	3	3.45	3.75	1.5	3.05	4.25	2.95
5/05/2010	3	3.45	3.75	1.5	3.05	4.5	2.95
6/05/2010	3	3.45	3.75	1.5	3.05	4.5	2.95
7/05/2010	3	3.45	3.75	1.5	3.05	4.5	2.95
8/05/2010	3	3.45	3.75	1.5	3.05	4.5	2.95
9/05/2010	3	3.45	3.75	1.5	3.05	4.5	2.95
10/05/2010	3	3.7	4	1.5	3.3	4.5	3.1
11/05/2010	3	3.7	4	1.5	3.3	4.5	3.1
12/05/2010	3	3.7	4	1.5	3.3	4.5	3.1
13/05/2010	3	3.7	4	1.5	3.3	4.5	3.1
14/05/2010	3	3.7	4	1.5	3.3	4.5	3.1
15/05/2010	3	3.7	4	1.5	3.3	4.5	3.1
16/05/2010	3	3.7	4	1.5	3.3	4.5	3.1
17/05/2010	3.5	3.7	4	1.5	3.3	4.5	3.2
18/05/2010	3.5	3.7	4	1.5	3.3	4.5	3.2
19/05/2010	3.5	3.7	4	1.5	3.3	4.5	3.2
20/05/2010	3.5	3.7	4	1.5	3.3	4.5	3.2
21/05/2010	3.5	3.7	4	1.5	3.3	4.5	3.2
22/05/2010	3.5	3.7	4	1.5	3.3	4.5	3.2
23/05/2010	3.5	3.7	4	1.5	3.3	4.5	3.2
24/05/2010	3.5	3.7	4	1.5	3.3	4.5	3.2
25/05/2010	3.5	3.7	4	1.5	3.3	4.5	3.2
26/05/2010	3.5	3.7	4	1.5	3.3	4.5	3.2
27/05/2010	3.5	3.7	4	1.5	3.3	4.5	3.2
28/05/2010	3.5	3.7	4	1.5	3.3	4.5	3.2
29/05/2010	3.5	3.7	4	1.5	3.3	4.5	3.2
30/05/2010	3.5	3.7	4	1.5	3.3	4.5	3.2
31/05/2010	3.5	3.7	4	1.5	3.3	4.5	3.2
1/06/2010	3.5	3.7	4	1.5	3.3	4.5	3.2
2/06/2010	3.5	3.7	4	1.5	3.3	4.5	3.2
3/06/2010	3.5	3.7	4	1.5	3.3	4.5	3.2
4/06/2010	3.5	3.7	4	1.5	3.3	4.5	3.2
5/06/2010	3.5	3.7	4	1.5	3.3	4.5	3.2
6/06/2010	3.5	3.7	4	1.5	3.3	4.5	3.2
7/06/2010	3.5	3.7	4	1.5	3.3	4.5	3.2
8/06/2010	3.5	3.7	4	1.5	3.3	4.5	3.2
9/06/2010	3.5	3.7	4	1.5	3.3	4.5	3.2
10/06/2010	3.5	3.7	4	1.5	3.3	4.5	3.2
11/06/2010	3.5	3.7	4	1.5	3.3	4.5	3.2
12/06/2010	3.5	3.7	4	1.5	3.3	4.5	3.2
13/06/2010	3.5	3.7	4	1.5	3.3	4.5	3.2
14/06/2010	3.5	3.7	4	1.5	3.3	4.5	3.2
15/06/2010	3.5	3.7	4	3.25	3.3	4.5	3.55
16/06/2010	3.5	3.7	4	3.25	3.3	4.5	3.55
17/06/2010	3.5	3.7	4	3.25	3.3	4.5	3.55
18/06/2010	3.5	3.7	4	3.25	3.3	4.5	3.55
19/06/2010	3.5	3.7	4	3.25	3.3	4.5	3.55
20/06/2010	3.5	3.7	4	3.25	3.3	4.5	3.55
21/06/2010	3.5	3.7	4	3.25	3.3	4.5	3.55
22/06/2010	3.5	3.7	4	3.25	3.3	4.5	3.55
23/06/2010	3.5	3.7	4	3.25	3.3	4.5	3.55
24/06/2010	3.5	3.7	4	3.25	3.3	4.5	3.55
25/06/2010	3.5	3.7	4	3.25	3.3	4.5	3.55
26/06/2010	3.5	3.7	4	3.25	3.3	4.5	3.55
27/06/2010	3.5	3.7	4	3.25	3.3	4.5	3.55
28/06/2010	3.5	3.7	4	3.25	3.3	4.5	3.55
29/06/2010	3.5	3.7	4	3.25	3.3	4.5	3.55
30/06/2010	3.5	3.7	4	3.25	3.3	4.5	3.55
1/07/2010	3.5	3.7	4	3.25	3.3	4.5	3.55

2/07/2010	3.5	3.7	4	3.25	3.3	4.5	3.55
3/07/2010	3.5	3.7	4	3.25	3.3	4.5	3.55
4/07/2010	3.5	3.7	4	3.25	3.3	4.5	3.55
5/07/2010	3.5	3.7	4	3.25	3.3	4.5	3.55
6/07/2010	3.5	3.7	4	3.25	3.3	4.5	3.55
7/07/2010	3.5	3.7	4	3.25	3.3	4.5	3.55
8/07/2010	3.5	3.7	4	3.25	3.3	4.5	3.55
9/07/2010	3.5	3.7	4	3.25	3.3	4.5	3.55
10/07/2010	3.5	3.7	4	3.25	3.3	4.5	3.55
11/07/2010	3.5	3.7	4	3.25	3.3	4.5	3.55
12/07/2010	3.5	3.7	4	3.25	3.3	4.5	3.55
13/07/2010	3.5	3.7	4	3.25	3.3	4.5	3.55
14/07/2010	3.5	3.7	4	3.25	3.3	4.5	3.55
15/07/2010	3.5	3.7	4	3.25	3.3	4.5	3.55
16/07/2010	3.5	3.7	4	3.25	3.3	4.5	3.55
17/07/2010	3.5	3.7	4	3.25	3.3	4.5	3.55
18/07/2010	3.5	3.7	4	3.25	3.3	4.5	3.55
19/07/2010	3.5	3.7	4	3.25	3.3	4.5	3.55
20/07/2010	3.5	3.7	4	3.25	3.3	4.5	3.55
21/07/2010	3.5	3.7	4	3.25	3.3	4.5	3.55
22/07/2010	3.5	3.7	4	3.25	3.3	4.5	3.55
23/07/2010	3.5	3.7	4	3.25	3.3	4.5	3.55
24/07/2010	3.5	3.7	4	3.25	3.3	4.5	3.55
25/07/2010	3.5	3.7	4	3.25	3.3	4.5	3.55
26/07/2010	3.5	3.7	4	3.25	3.3	4.5	3.55
27/07/2010	3.5	3.7	4	3.25	3.3	4.5	3.55
28/07/2010	3.5	3.7	4	3.25	3.3	4.5	3.55
29/07/2010	3.5	3.7	4	3.25	3.3	4.5	3.55
30/07/2010	3.5	3.7	4	3.25	3.3	4.5	3.55
31/07/2010	3.5	3.7	4	3.25	3.3	4.5	3.55
1/08/2010	3.5	3.7	4	3.25	3.3	4.5	3.55
2/08/2010	3.5	3.7	4	3.25	3.3	4.5	3.55
3/08/2010	3.5	3.7	4	3.25	3.3	4.5	3.55
4/08/2010	3.5	3.7	4	3.25	3.3	4.5	3.55
5/08/2010	3.5	3.7	4	3.25	3.3	4.5	3.55
6/08/2010	3.5	3.7	4	3.25	3.3	4.5	3.55
7/08/2010	3.5	3.7	4	3.25	3.3	4.5	3.55
8/08/2010	3.5	3.7	4	3.25	3.3	4.5	3.55
9/08/2010	3.5	3.7	4	3.25	3.3	4.5	3.55
10/08/2010	3.5	3.7	4	3.25	3.3	4.5	3.55
11/08/2010	3.5	3.7	4	3.25	3.3	4.5	3.55
12/08/2010	3.5	3.7	4	3.25	3.3	4.5	3.55
13/08/2010	3.5	3.7	4	3.25	3.3	4.5	3.55
14/08/2010	3.5	3.7	4	3.25	3.3	4.5	3.55
15/08/2010	3.5	3.7	4	3.25	3.3	4.5	3.55
16/08/2010	3.5	3.7	4	3.25	3.3	4.5	3.55
17/08/2010	3.5	3.7	4	3.25	3.3	4.5	3.55
18/08/2010	3.5	3.7	4	3.25	3.3	4.5	3.55
19/08/2010	3.5	3.7	4	3.25	3.3	4.5	3.55
20/08/2010	3.5	3.7	4	3.25	3.3	4.5	3.55
21/08/2010	3.5	3.7	4	3.25	3.3	4.5	3.55
22/08/2010	3.5	3.7	4	3.25	3.3	4.5	3.55
23/08/2010	3.5	3.7	4	3.25	3.3	4.5	3.55
24/08/2010	3.5	3.7	4	3.25	3.3	4.5	3.55
25/08/2010	3.5	3.7	4	3.25	3.3	4.5	3.55
26/08/2010	3.5	3.7	4	3.25	3.3	4.5	3.55
27/08/2010	3.5	3.7	4	3.25	3.3	4.5	3.55
28/08/2010	3.5	3.7	4	3.25	3.3	4.5	3.55
29/08/2010	3.5	3.7	4	3.25	3.3	4.5	3.55
30/08/2010	3.5	3.7	4	3.25	3.3	4.5	3.55
31/08/2010	3.5	3.7	4	3.25	3.3	4.5	3.55
1/09/2010	3.5	3.7	4	3.25	3.3	4.5	3.55
2/09/2010	3.5	3.7	4	3.25	3.3	4.5	3.55

3/09/2010	3.5	3.7	4	3.25	3.3	4.5	3.55
4/09/2010	3.5	3.7	4	3.25	3.3	4.5	3.55
5/09/2010	3.5	3.7	4	3.25	3.3	4.5	3.55
6/09/2010	3.5	3.7	4	3.25	3.3	4.5	3.55
7/09/2010	3.5	3.7	4	3.25	3.3	4.5	3.55
8/09/2010	3.5	3.7	4	3.25	3.3	4.5	3.55
9/09/2010	3.5	3.7	4	3.25	3.3	4.5	3.55
10/09/2010	3.5	3.7	4	3.25	3.3	4.5	3.55
11/09/2010	3.5	3.7	4	3.25	3.3	4.5	3.55
12/09/2010	3.5	3.7	4	3.25	3.3	4.5	3.55
13/09/2010	3.5	3.7	4	3.25	3.3	4.5	3.55
14/09/2010	3.5	3.7	4	3.25	3.3	4.5	3.55
15/09/2010	3.5	3.7	4	3.25	3.3	4.5	3.55
16/09/2010	3.5	3.7	4	3.25	3.3	4.5	3.55
17/09/2010	3.5	3.7	4	3.25	3.3	4.5	3.55
18/09/2010	3.5	3.7	4	3.25	3.3	4.5	3.55
19/09/2010	3.5	3.7	4	3.25	3.3	4.5	3.55
20/09/2010	3.5	3.7	4	3.25	3.3	4.5	3.55
21/09/2010	3.5	3.7	4	3.25	3.3	4.5	3.55
22/09/2010	3.5	3.7	4	3.25	3.3	4.5	3.55
23/09/2010	3.5	3.7	4	3.25	3.3	4.5	3.55
24/09/2010	3.5	3.7	4	3.25	3.3	4.5	3.55
25/09/2010	3.5	3.7	4	3.25	3.3	4.5	3.55
26/09/2010	3.5	3.7	4	3.25	3.3	4.5	3.55
27/09/2010	3.5	3.7	4	3.25	3.3	4.5	3.55
28/09/2010	3.5	3.7	4	3.25	3.3	4.5	3.55
29/09/2010	3.5	3.7	4	3.25	3.3	4.5	3.55
30/09/2010	3.5	3.7	4	3.25	3.3	4.5	3.55
1/10/2010	3.5	3.7	4	3.25	3.3	4.5	3.55
2/10/2010	3.5	3.7	4	3.25	3.3	4.5	3.55
3/10/2010	3.5	3.7	4	3.25	3.3	4.5	3.55
4/10/2010	3.5	3.7	4	3.25	3.3	4.5	3.55
5/10/2010	3.5	3.7	4	3.25	3.3	4.5	3.55
6/10/2010	3.5	3.7	4	3.25	3.3	4.5	3.55
7/10/2010	3.5	3.7	4	3.25	3.3	4.5	3.55
8/10/2010	3.5	3.7	4	3.25	3.3	4.5	3.55
9/10/2010	3.5	3.7	4	3.25	3.3	4.5	3.55
10/10/2010	3.5	3.7	4	3.25	3.3	4.5	3.55
11/10/2010	3.5	3.7	4	3.25	3.3	4.5	3.55
12/10/2010	3.5	3.7	4	3.25	3.3	4.5	3.55
13/10/2010	3.5	3.7	4	3.25	3.3	4.5	3.55
14/10/2010	3.5	3.7	4	3.25	3.3	4.5	3.55
15/10/2010	3.5	3.7	4	3.25	3.3	4.5	3.55
16/10/2010	3.5	3.7	4	3.25	3.3	4.5	3.55
17/10/2010	3.5	3.7	4	3.25	3.3	4.5	3.55
18/10/2010	3.5	3.7	4	3.25	3.3	4.5	3.55
19/10/2010	3.5	3.7	4	3.25	3.3	4.5	3.55
20/10/2010	3.5	3.7	4	3.25	3.3	4.5	3.55
21/10/2010	3.5	3.7	4	3.25	3.3	4.5	3.55
22/10/2010	3.5	3.7	4	3.25	3.3	4.5	3.55
23/10/2010	3.5	3.7	4	3.25	3.3	4.5	3.55
24/10/2010	3.5	3.7	4	3.25	3.3	4.5	3.55
25/10/2010	3.5	3.7	4	3.25	3.3	4.5	3.55
26/10/2010	3.5	3.7	4	3.25	3.3	4.5	3.55
27/10/2010	3.5	3.7	4	3.25	3.3	4.5	3.55
28/10/2010	3.5	3.7	4	3.25	3.3	4.5	3.55
29/10/2010	3.5	3.7	4	3.25	3.3	4.5	3.55
30/10/2010	3.5	3.7	4	3.25	3.3	4.5	3.55
31/10/2010	3.5	3.7	4	3.25	3.3	4.5	3.55
1/11/2010	3.5	3.7	4	3.25	3.3	4.5	3.55
2/11/2010	3.5	3.7	4	3.25	3.3	4.5	3.55
3/11/2010	3.5	3.7	4	3.25	3.3	4.75	3.55
4/11/2010	3.5	3.7	4	3.25	3.3	4.75	3.55

5/11/2010	3.5	3.95	4	3.25	3.3	4.75	3.6
6/11/2010	3.5	3.95	4	3.25	3.3	4.75	3.6
7/11/2010	3.5	3.95	4	3.25	3.3	4.75	3.6
8/11/2010	3.5	3.95	4	3.25	3.3	4.75	3.6
9/11/2010	3.5	3.95	4	3.25	3.3	4.75	3.6
10/11/2010	3.5	3.95	4	3.25	3.3	4.75	3.6
11/11/2010	3.5	3.95	4	3.25	3.3	4.75	3.6
12/11/2010	3.5	3.95	4	3.25	3.3	4.75	3.6
13/11/2010	3.5	3.95	4	3.25	3.3	4.75	3.6
14/11/2010	3.5	3.95	4	3.25	3.3	4.75	3.6
15/11/2010	3.75	3.95	4.25	3.25	3.3	4.75	3.7
16/11/2010	3.75	3.95	4.25	3.25	3.55	4.75	3.75
17/11/2010	3.75	3.95	4	3.25	3.55	4.75	3.7
18/11/2010	3.75	3.95	4	3.25	3.55	4.75	3.7
19/11/2010	3.75	3.95	4	3.25	3.55	4.75	3.7
20/11/2010	3.75	3.95	4	3.25	3.55	4.75	3.7
21/11/2010	3.75	3.95	4	3.25	3.55	4.75	3.7
22/11/2010	3.75	3.95	4	3.25	3.55	4.75	3.7
23/11/2010	3.75	3.95	4	3.25	3.55	4.75	3.7
24/11/2010	3.75	3.95	4	3.25	3.55	4.75	3.7
25/11/2010	3.75	3.95	4	3.25	3.55	4.75	3.7
26/11/2010	3.75	3.95	4	3.25	3.55	4.75	3.7
27/11/2010	3.75	3.95	4	3.25	3.55	4.75	3.7
28/11/2010	3.75	3.95	4	3.25	3.55	4.75	3.7
29/11/2010	3.75	3.95	4	3.25	3.55	4.75	3.7
30/11/2010	3.75	3.95	4	3.25	3.55	4.75	3.7
1/12/2010	3.75	3.95	4	3.25	3.55	4.75	3.7
2/12/2010	3.75	3.95	4	3.25	3.55	4.75	3.7
3/12/2010	3.75	3.95	4	3.25	3.55	4.75	3.7
4/12/2010	3.75	3.95	4	3.25	3.55	4.75	3.7
5/12/2010	3.75	3.95	4	3.25	3.55	4.75	3.7
6/12/2010	3.75	3.95	4	3.25	3.55	4.75	3.7
7/12/2010	3.75	3.95	4	3.25	3.55	4.75	3.7
8/12/2010	3.75	3.95	4	3.25	3.55	4.75	3.7
9/12/2010	3.75	3.95	4	3.25	3.55	4.75	3.7
10/12/2010	3.75	3.95	4	3.25	3.55	4.75	3.7
11/12/2010	3.75	3.95	4	3.25	3.55	4.75	3.7
12/12/2010	3.75	3.95	4	3.25	3.55	4.75	3.7
13/12/2010	3.75	3.95	4.25	3.25	3.55	4.75	3.75
14/12/2010	3.75	3.95	4.25	3.25	3.55	4.75	3.75
15/12/2010	3.75	3.95	4.25	3.25	3.55	4.75	3.75
16/12/2010	3.75	3.95	4.25	3.25	3.55	4.75	3.75
17/12/2010	3.75	3.95	4.25	3.25	3.55	4.75	3.75
18/12/2010	3.75	3.95	4.25	3.25	3.55	4.75	3.75
19/12/2010	3.75	3.95	4.25	3.25	3.55	4.75	3.75
20/12/2010	3.75	3.95	4.25	3.25	3.55	4.75	3.75
21/12/2010	3.75	3.95	4.25	3.25	3.55	4.75	3.75
22/12/2010	3.75	3.95	4.25	3.25	3.55	4.75	3.75
23/12/2010	3.75	3.95	4.25	3.25	3.55	4.75	3.75
24/12/2010	3.75	3.95	4.25	3.25	3.55	4.75	3.75
25/12/2010	3.75	3.95	4.25	3.25	3.55	4.75	3.75
26/12/2010	3.75	3.95	4.25	3.25	3.55	4.75	3.75
27/12/2010	3.75	3.95	4.25	3.25	3.55	4.75	3.75
28/12/2010	3.75	3.95	4.25	3.25	3.55	4.75	3.75
29/12/2010	3.75	3.95	4.25	3.25	3.55	4.75	3.75
30/12/2010	3.75	3.95	4.25	3.25	3.55	4.75	3.75
31/12/2010	3.75	3.95	4.25	3.25	3.55	4.75	3.75
1/01/2011	3.75	3.95	4.25	3.25	3.55	4.75	3.75
2/01/2011	3.75	3.95	4.25	3.25	3.55	4.75	3.75
3/01/2011	3.75	3.95	4.25	3.25	3.55	4.75	3.75
4/01/2011	3.75	3.95	4.25	3.25	3.55	4.75	3.75
5/01/2011	3.75	3.95	4.25	3.25	3.55	4.75	3.75
6/01/2011	3.75	3.95	4.25	3.25	3.55	4.75	3.75

16/09/2011	3.75	3.95	4.25	3.5	3.55	4.75	3.8
17/09/2011	3.75	3.95	4.25	3.5	3.55	4.75	3.8
18/09/2011	3.75	3.95	4.25	3.5	3.55	4.75	3.8
19/09/2011	3.75	3.95	4.25	3.5	3.55	4.75	3.8
20/09/2011	3.75	3.95	4.25	3.5	3.55	4.75	3.8
21/09/2011	3.75	3.95	4.25	3.5	3.55	4.75	3.8
22/09/2011	3.75	3.95	4.25	3.5	3.55	4.75	3.8
23/09/2011	3.75	3.95	4.25	3.5	3.55	4.75	3.8
24/09/2011	3.75	3.95	4.25	3.5	3.55	4.75	3.8
25/09/2011	3.75	3.95	4.25	3.5	3.55	4.75	3.8
26/09/2011	3.75	3.95	4.25	3.5	3.55	4.75	3.8
27/09/2011	3.75	3.95	4.25	3.5	3.55	4.75	3.8
28/09/2011	3.75	3.95	4.25	3.5	3.55	4.75	3.8
29/09/2011	3.75	3.95	4.25	3.5	3.55	4.75	3.8
30/09/2011	3.75	3.95	4.25	3.5	3.55	4.75	3.8
1/10/2011	3.75	3.95	4.25	3.5	3.55	4.75	3.8
2/10/2011	3.75	3.95	4.25	3.5	3.55	4.75	3.8
3/10/2011	3.75	3.95	4.25	3.5	3.55	4.75	3.8
4/10/2011	3.75	3.95	4.25	3.5	3.55	4.75	3.8
5/10/2011	3.75	3.95	4.25	3.5	3.55	4.75	3.8
6/10/2011	3.75	3.95	4.25	3.5	3.55	4.75	3.8
7/10/2011	3.75	3.75	4.25	3.5	3.55	4.75	3.76
8/10/2011	3.75	3.75	4.25	3.5	3.55	4.75	3.76
9/10/2011	3.75	3.75	4.25	3.5	3.55	4.75	3.76
10/10/2011	3.75	3.75	4.25	3.5	3.55	4.75	3.76
11/10/2011	3.75	3.75	4.25	3.5	3.55	4.75	3.76
12/10/2011	3.75	3.75	4.25	3.5	3.55	4.75	3.76
13/10/2011	3.75	3.75	4.25	3.5	3.55	4.75	3.76
14/10/2011	3.75	3.75	4.25	3.5	3.55	4.75	3.76
15/10/2011	3.75	3.75	4.25	3.5	3.55	4.75	3.76
16/10/2011	3.75	3.75	4.25	3.5	3.55	4.75	3.76
17/10/2011	3.75	3.75	4.25	3.5	3.55	4.75	3.76
18/10/2011	3.75	3.75	4.25	3.5	3.55	4.75	3.76
19/10/2011	3.75	3.75	4.25	3.5	3.55	4.75	3.76
20/10/2011	3.75	3.75	4.25	3.5	3.55	4.75	3.76
21/10/2011	3.75	3.75	4.25	3.5	3.55	4.75	3.76
22/10/2011	3.75	3.75	4.25	3.5	3.55	4.75	3.76
23/10/2011	3.75	3.75	4.25	3.5	3.55	4.75	3.76
24/10/2011	3.75	3.75	4.25	3.5	3.55	4.75	3.76
25/10/2011	3.75	3.75	4.25	3.5	3.55	4.75	3.76
26/10/2011	3.75	3.75	4.25	3.5	3.55	4.75	3.76
27/10/2011	3.75	3.75	4.25	3.5	3.55	4.75	3.76
28/10/2011	3.75	3.75	4.25	3.5	3.55	4.75	3.76
29/10/2011	3.75	3.75	4.25	3.5	3.55	4.75	3.76
30/10/2011	3.75	3.75	4.25	3.5	3.55	4.75	3.76
31/10/2011	3.75	3.75	4.25	3.5	3.55	4.75	3.76
1/11/2011	3.75	3.75	4.25	3.5	3.55	4.5	3.76
2/11/2011	3.75	3.75	4.25	3.5	3.55	4.5	3.76
3/11/2011	3.75	3.75	4.25	3.5	3.55	4.5	3.76
4/11/2011	3.75	3.5	4.25	3.5	3.55	4.5	3.71
5/11/2011	3.75	3.5	4.25	3.5	3.55	4.5	3.71
6/11/2011	3.75	3.5	4.25	3.5	3.55	4.5	3.71
7/11/2011	3.75	3.5	4	3.25	3.55	4.5	3.61
8/11/2011	3.75	3.5	4	3.25	3.55	4.5	3.61
9/11/2011	3.75	3.5	4	3.25	3.55	4.5	3.61
10/11/2011	3.75	3.5	4	3.25	3.55	4.5	3.61
11/11/2011	3.75	3.5	4	3.25	3.55	4.5	3.61
12/11/2011	3.75	3.5	4	3.25	3.55	4.5	3.61
13/11/2011	3.75	3.5	4	3.25	3.55	4.5	3.61
14/11/2011	3.5	3.5	4	3.25	3.3	4.5	3.51
15/11/2011	3.5	3.5	4	3.25	3.3	4.5	3.51
16/11/2011	3.5	3.5	4	3.25	3.3	4.5	3.51
17/11/2011	3.5	3.5	4	3.25	3.3	4.5	3.51

18/11/2011	3.5	3.5	4	3.25	3.3	4.5	3.51
19/11/2011	3.5	3.5	4	3.25	3.3	4.5	3.51
20/11/2011	3.5	3.5	4	3.25	3.3	4.5	3.51
21/11/2011	3.5	3.5	4	3.25	3.3	4.5	3.51
22/11/2011	3.5	3.5	4	3.25	3.3	4.5	3.51
23/11/2011	3.5	3.5	4	3.25	3.3	4.5	3.51
24/11/2011	3.5	3.5	4	3.25	3.3	4.5	3.51
25/11/2011	3.5	3.5	4	3.25	3.3	4.5	3.51
26/11/2011	3.5	3.5	4	3.25	3.3	4.5	3.51
27/11/2011	3.5	3.5	4	3.25	3.3	4.5	3.51
28/11/2011	3.5	3.5	4	3.25	3.3	4.5	3.51
29/11/2011	3.5	3.5	4	3.25	3.3	4.5	3.51
30/11/2011	3.5	3.5	4	3.25	3.3	4.5	3.51
1/12/2011	3.5	3.5	4	3.25	3.3	4.5	3.51
2/12/2011	3.5	3.5	4	3.25	3.3	4.5	3.51
3/12/2011	3.5	3.5	4	3.25	3.3	4.5	3.51
4/12/2011	3.5	3.5	4	3.25	3.3	4.5	3.51
5/12/2011	3.5	3.5	4	3.25	3.3	4.5	3.51
6/12/2011	3.5	3.5	4	3.25	3.3	4.25	3.51
7/12/2011	3.5	3.5	4	3.25	3.3	4.25	3.51
8/12/2011	3.5	3.5	4	3.25	3.3	4.25	3.51
9/12/2011	3.5	3.5	4	3.25	3.3	4.25	3.51
10/12/2011	3.5	3.5	4	3.25	3.3	4.25	3.51
11/12/2011	3.5	3.5	4	3.25	3.3	4.25	3.51
12/12/2011	3.5	3.5	4	3.25	3.3	4.25	3.51
13/12/2011	3.5	3.5	4	3	3.05	4.25	3.41
14/12/2011	3.5	3.5	4	3	3.05	4.25	3.41
15/12/2011	3.5	3.5	4	3	3.05	4.25	3.41
16/12/2011	3.5	3.5	3.75	3	3.05	4.25	3.36
17/12/2011	3.5	3.5	3.75	3	3.05	4.25	3.36
18/12/2011	3.5	3.5	3.75	3	3.05	4.25	3.36
19/12/2011	3.25	3.25	3.75	3	3.05	4.25	3.26
20/12/2011	3.25	3.25	3.75	3	3.05	4.25	3.26
21/12/2011	3.25	3.25	3.75	3	3.05	4.25	3.26
22/12/2011	3.25	3.25	3.75	3	3.05	4.25	3.26
23/12/2011	3.25	3.25	3.75	3	3.05	4.25	3.26
24/12/2011	3.25	3.25	3.75	3	3.05	4.25	3.26
25/12/2011	3.25	3.25	3.75	3	3.05	4.25	3.26
26/12/2011	3.25	3.25	3.75	3	3.05	4.25	3.26
27/12/2011	3.25	3.25	3.75	3	3.05	4.25	3.26
28/12/2011	3.25	3.25	3.75	3	3.05	4.25	3.26
29/12/2011	3.25	3.25	3.75	3	3.05	4.25	3.26
30/12/2011	3.25	3.25	3.75	3	3.05	4.25	3.26
31/12/2011	3.25	3.25	3.75	3	3.05	4.25	3.26
1/01/2012	3.25	3.25	3.75	3	3.05	4.25	3.26
2/01/2012	3.25	3.25	3.75	3	3.05	4.25	3.26
3/01/2012	3.25	3.25	3.75	3	3.05	4.25	3.26
4/01/2012	3.25	3.25	3.75	3	3.05	4.25	3.26
5/01/2012	3.25	3.25	3.75	3	3.05	4.25	3.26
6/01/2012	3.25	3.25	3.75	3	3.05	4.25	3.26
7/01/2012	3.25	3.25	3.75	3	3.05	4.25	3.26
8/01/2012	3.25	3.25	3.75	3	3.05	4.25	3.26
9/01/2012	3.25	3.25	3.75	3	3.05	4.25	3.26
10/01/2012	3.25	3.25	3.75	3	3.05	4.25	3.26
11/01/2012	3.25	3.25	3.75	3	3.05	4.25	3.26
12/01/2012	3.25	3.25	3.75	3	3.05	4.25	3.26
13/01/2012	3.25	3.25	3.75	3	3.05	4.25	3.26
14/01/2012	3.25	3.25	3.75	3	3.05	4.25	3.26
15/01/2012	3.25	3.25	3.75	3	3.05	4.25	3.26
16/01/2012	3.25	3.25	3.75	3	3.05	4.25	3.26
17/01/2012	3.25	3.25	3.75	3	3.05	4.25	3.26
18/01/2012	3.25	3.25	3.75	3	3.05	4.25	3.26
19/01/2012	3.25	3.25	3.75	3	3.05	4.25	3.26

23/03/2012	3.25	3.25	3.75	3	3.05	4.25	3.26
24/03/2012	3.25	3.25	3.75	3	3.05	4.25	3.26
25/03/2012	3.25	3.25	3.75	3	3.05	4.25	3.26
26/03/2012	3.25	3.25	3.75	3	3.05	4.25	3.26
27/03/2012	3.25	3.25	3.75	3	3.05	4.25	3.26
28/03/2012	3.25	3.25	3.75	3	3.05	4.25	3.26
29/03/2012	3.25	3.25	3.75	3	3.05	4.25	3.26
30/03/2012	3.25	3.25	3.75	3	3.05	4.25	3.26
31/03/2012	3.25	3.25	3.75	3	3.05	4.25	3.26
1/04/2012	3.25	3.25	3.75	3	3.05	4.25	3.26
2/04/2012	3.25	3.25	3.75	3	3.05	4.25	3.26
3/04/2012	3.25	3.25	3.75	3	3.05	4.25	3.26
4/04/2012	3.25	3.25	3.75	3	3.05	4.25	3.26
5/04/2012	3.25	3.25	3.75	3	3.05	4.25	3.26
6/04/2012	3.25	3.25	3.75	3	3.05	4.25	3.26
7/04/2012	3.25	3.25	3.75	3	3.05	4.25	3.26
8/04/2012	3.25	3.25	3.75	3	3.05	4.25	3.26
9/04/2012	3.25	3.25	3.75	3	3.05	4.25	3.26
10/04/2012	3.25	3.25	3.75	3	3.05	4.25	3.26
11/04/2012	3.25	3.25	3.75	3	3.05	4.25	3.26
12/04/2012	3.25	3.25	3.75	3	3.05	4.25	3.26
13/04/2012	3.25	3.25	3.75	3	3.05	4.25	3.26
14/04/2012	3.25	3.25	3.75	3	3.05	4.25	3.26
15/04/2012	3.25	3.25	3.75	3	3.05	4.25	3.26
16/04/2012	3.25	3.25	3.75	3	3.05	4.25	3.26
17/04/2012	3.25	3.25	3.75	3	3.05	4.25	3.26
18/04/2012	3.25	3.25	3.75	3	3.05	4.25	3.26
19/04/2012	3.25	3.25	3.75	3	3.05	4.25	3.26
20/04/2012	3.25	3.25	3.75	3	3.05	4.25	3.26
21/04/2012	3.25	3.25	3.75	3	3.05	4.25	3.26
22/04/2012	3.25	3.25	3.75	3	3.05	4.25	3.26
23/04/2012	3.25	3.25	3.75	3	3.05	4.25	3.26
24/04/2012	3.25	3.25	3.75	3	3.05	4.25	3.26
25/04/2012	3.25	3.25	3.75	3	3.05	4.25	3.26
26/04/2012	3.25	3.25	3.75	3	3.05	4.25	3.26
27/04/2012	3.25	3.25	3.75	3	3.05	4.25	3.26
28/04/2012	3.25	3.25	3.75	3	3.05	4.25	3.26
29/04/2012	3.25	3.25	3.75	3	3.05	4.25	3.26
30/04/2012	3.25	3.25	3.75	3	3.05	4.25	3.26
1/05/2012	3.25	3.25	3.75	3	3.05	3.75	3.26
2/05/2012	3.25	3.25	3.75	3	3.05	3.75	3.26
3/05/2012	3.25	3.25	3.75	3	3.05	3.75	3.26
4/05/2012	3.25	3.25	3.25	3	3.05	3.75	3.16
5/05/2012	3.25	3.25	3.25	3	3.05	3.75	3.16
6/05/2012	3.25	3.25	3.25	3	3.05	3.75	3.16
7/05/2012	3.25	3.25	3.25	3	3.05	3.75	3.16
8/05/2012	3.25	3.25	3.25	3	3.05	3.75	3.16
9/05/2012	3.25	3.25	3.25	3	3.05	3.75	3.16
10/05/2012	3.25	3.25	3.25	3	3.05	3.75	3.16
11/05/2012	2.75	2.75	3.25	3	3.05	3.75	2.96
12/05/2012	2.75	2.75	3.25	3	3.05	3.75	2.96
13/05/2012	2.75	2.75	3.25	3	3.05	3.75	2.96
14/05/2012	2.75	2.75	3.25	3	3.05	3.75	2.96
15/05/2012	2.75	2.75	3.25	3	3.05	3.75	2.96
16/05/2012	2.75	2.75	3.25	3	2.55	3.75	2.86
17/05/2012	2.75	2.75	3.25	3	2.55	3.75	2.86
18/05/2012	2.75	3.75	3.25	3	2.55	3.75	3.06
19/05/2012	2.75	3.75	3.25	3	2.55	3.75	3.06
20/05/2012	2.75	3.75	3.25	3	2.55	3.75	3.06
21/05/2012	2.75	3.75	3.25	3	2.55	3.75	3.06
22/05/2012	2.75	3.75	3.25	3	2.55	3.75	3.06
23/05/2012	2.75	3.75	3.25	3	2.55	3.75	3.06
24/05/2012	2.75	3.75	3.25	3	2.55	3.75	3.06

25/05/2012	2.75	3.75	3.25	3	2.55	3.75	3.06
26/05/2012	2.75	3.75	3.25	3	2.55	3.75	3.06
27/05/2012	2.75	3.75	3.25	3	2.55	3.75	3.06
28/05/2012	2.75	3.75	3.25	3	2.55	3.75	3.06
29/05/2012	2.75	3.75	3.25	3	2.55	3.75	3.06
30/05/2012	2.75	3.75	3.25	3	2.55	3.75	3.06
31/05/2012	2.75	3.75	3.25	3	2.55	3.75	3.06
1/06/2012	2.75	3.75	3.25	3	2.55	3.75	3.06
2/06/2012	2.75	3.75	3.25	3	2.55	3.75	3.06
3/06/2012	2.75	3.75	3.25	3	2.55	3.75	3.06
4/06/2012	2.75	3.75	3.25	3	2.55	3.75	3.06
5/06/2012	2.75	3.75	3.25	3	2.55	3.5	3.06
6/06/2012	2.75	3.75	3.25	2.5	2.55	3.5	2.96
7/06/2012	2.75	3.75	3.25	2.5	2.55	3.5	2.96
8/06/2012	2.5	3.75	3.25	2.5	2.55	3.5	2.91
9/06/2012	2.5	3.75	3.25	2.5	2.55	3.5	2.91
10/06/2012	2.5	3.75	3.25	2.5	2.55	3.5	2.91
11/06/2012	2.5	3.75	3.25	2.5	2.55	3.5	2.91
12/06/2012	2.5	3.75	3.25	2.5	2.55	3.5	2.91
13/06/2012	2.5	3.75	3.25	2.5	2.55	3.5	2.91
14/06/2012	2.5	3.75	3.25	2.5	2.55	3.5	2.91
15/06/2012	2.5	3.75	3	2.5	2.55	3.5	2.86
16/06/2012	2.5	3.75	3	2.5	2.55	3.5	2.86
17/06/2012	2.5	3.75	3	2.5	2.55	3.5	2.86
18/06/2012	2.5	3.75	3	2.5	2.55	3.5	2.86
19/06/2012	2.5	3.75	3	2.5	2.55	3.5	2.86
20/06/2012	2.5	3.75	3	2.5	2.55	3.5	2.86
21/06/2012	2.5	3.75	3	2.5	2.55	3.5	2.86
22/06/2012	2.5	3.75	3	2.5	2.55	3.5	2.86
23/06/2012	2.5	3.75	3	2.5	2.55	3.5	2.86
24/06/2012	2.5	3.75	3	2.5	2.55	3.5	2.86
25/06/2012	2.5	3.75	3	2.5	2.55	3.5	2.86
26/06/2012	2.5	3.75	3	2.5	2.55	3.5	2.86
27/06/2012	2.5	3.75	3	2.5	2.55	3.5	2.86
28/06/2012	2.5	3.75	3	2.25	2.55	3.5	2.81
29/06/2012	2.5	3.75	3	2.25	2.55	3.5	2.81
30/06/2012	2.5	3.75	3	2.25	2.55	3.5	2.81
1/07/2012	2.5	3.75	3	2.25	2.55	3.5	2.81
2/07/2012	2.5	3.75	3	2.25	2.55	3.5	2.81
3/07/2012	2.5	3.75	3	2.25	2.55	3.5	2.81
4/07/2012	2.5	3.75	3	2.25	2.55	3.5	2.81
5/07/2012	2.5	3.75	3	2.25	2.55	3.5	2.81
6/07/2012	2.5	3.75	3	2.25	2.55	3.5	2.81
7/07/2012	2.5	3.75	3	2.25	2.55	3.5	2.81
8/07/2012	2.5	3.75	3	2.25	2.55	3.5	2.81
9/07/2012	2.5	3.75	3	2.25	2.55	3.5	2.81
10/07/2012	2.5	3.75	3	2.25	2.55	3.5	2.81
11/07/2012	2.5	3.75	3	2.25	2.55	3.5	2.81
12/07/2012	2.5	3.75	3	2.25	2.55	3.5	2.81
13/07/2012	2.5	3.75	3	2.25	2.55	3.5	2.81
14/07/2012	2.5	3.75	3	2.25	2.55	3.5	2.81
15/07/2012	2.5	3.75	3	2.25	2.55	3.5	2.81
16/07/2012	2.5	3.75	3	2.25	2.55	3.5	2.81
17/07/2012	2.5	3.75	3	2.25	2.55	3.5	2.81
18/07/2012	2.5	3.5	3	2.25	2.55	3.5	2.76
19/07/2012	2.5	3.5	3	2.25	2.55	3.5	2.76
20/07/2012	2.5	3.5	3	2.25	2.55	3.5	2.76
21/07/2012	2.5	3.5	3	2.25	2.55	3.5	2.76
22/07/2012	2.5	3.5	3	2.25	2.55	3.5	2.76
23/07/2012	2.5	3.5	3	2.25	2.3	3.5	2.71
24/07/2012	2.5	3.5	3	2.25	2.3	3.5	2.71
25/07/2012	2.5	3.5	3	2.25	2.3	3.5	2.71
26/07/2012	2.5	3.5	3	2.25	2.3	3.5	2.71

27/07/2012	2.5	3.5	3	2.25	2.3	3.5	2.71
28/07/2012	2.5	3.5	3	2.25	2.3	3.5	2.71
29/07/2012	2.5	3.5	3	2.25	2.3	3.5	2.71
30/07/2012	2.5	3.5	3	2.25	2.3	3.5	2.71
31/07/2012	2.5	3.5	3	2.25	2.3	3.5	2.71
1/08/2012	2.5	3.5	3	2.25	2.3	3.5	2.71
2/08/2012	2.5	3.5	3	2.25	2.3	3.5	2.71
3/08/2012	2.5	3.5	3	2.25	2.3	3.5	2.71
4/08/2012	2.5	3.5	3	2.25	2.3	3.5	2.71
5/08/2012	2.5	3.5	3	2.25	2.3	3.5	2.71
6/08/2012	2.5	3.5	3	2.25	2.3	3.5	2.71
7/08/2012	2.5	3.5	3	2.25	2.3	3.5	2.71
8/08/2012	2.5	3.5	3	2.25	2.3	3.5	2.71
9/08/2012	2.5	3.5	3	2.25	2.3	3.5	2.71
10/08/2012	2.5	3.5	3	2.25	2.3	3.5	2.71
11/08/2012	2.5	3.5	3	2.25	2.3	3.5	2.71
12/08/2012	2.5	3.5	3	2.25	2.3	3.5	2.71
13/08/2012	2.5	3.5	3	2.25	2.3	3.5	2.71
14/08/2012	2.5	3.5	3	2.25	2.3	3.5	2.71
15/08/2012	2.5	3.5	3	2.25	2.3	3.5	2.71
16/08/2012	2.5	3.5	3	2.25	2.3	3.5	2.71
17/08/2012	2.5	3.5	3	2.25	2.3	3.5	2.71
18/08/2012	2.5	3.5	3	2.25	2.3	3.5	2.71
19/08/2012	2.5	3.5	3	2.25	2.3	3.5	2.71
20/08/2012	2.5	3.5	3	2.25	2.3	3.5	2.71
21/08/2012	2.5	3.5	3	2.25	2.3	3.5	2.71
22/08/2012	2.5	3.5	3	2.25	2.3	3.5	2.71
23/08/2012	2.5	3.5	3	2.25	2.3	3.5	2.71
24/08/2012	2.5	3.5	3	2.25	2.3	3.5	2.71
25/08/2012	2.5	3.5	3	2.25	2.3	3.5	2.71
26/08/2012	2.5	3.5	3	2.25	2.3	3.5	2.71
27/08/2012	2.5	3.5	3	2.25	2.3	3.5	2.71
28/08/2012	2.5	3.5	3	2.25	2.3	3.5	2.71
29/08/2012	2.5	3.5	3	2.25	2.3	3.5	2.71
30/08/2012	2.5	3.5	3	2.25	2.3	3.5	2.71
31/08/2012	2.5	3.5	3	2.25	2.3	3.5	2.71
1/09/2012	2.5	3.5	3	2.25	2.3	3.5	2.71
2/09/2012	2.5	3.5	3	2.25	2.3	3.5	2.71
3/09/2012	2.5	3.5	3	2.25	2.3	3.5	2.71
4/09/2012	2.5	3.5	3	2.25	2.3	3.5	2.71
5/09/2012	2.5	3.5	3	2.25	2.3	3.5	2.71
6/09/2012	2.5	3.5	3	2.25	2.3	3.5	2.71
7/09/2012	2.5	3.5	3	2.25	2.3	3.5	2.71
8/09/2012	2.5	3.5	3	2.25	2.3	3.5	2.71
9/09/2012	2.5	3.5	3	2.25	2.3	3.5	2.71
10/09/2012	2.5	3.5	3	2.25	2.3	3.5	2.71
11/09/2012	2.5	3.5	3	2.25	2.3	3.5	2.71
12/09/2012	2.5	3.5	3	2.25	2.3	3.5	2.71
13/09/2012	2.5	3.5	3	2.25	2.3	3.5	2.71
14/09/2012	2.5	3.5	3	2.25	2.3	3.5	2.71
15/09/2012	2.5	3.5	3	2.25	2.3	3.5	2.71
16/09/2012	2.5	3.5	3	2.25	2.3	3.5	2.71
17/09/2012	2.5	3.5	3	2.25	2.3	3.5	2.71
18/09/2012	2.5	3.5	3	2.25	2.3	3.5	2.71
19/09/2012	2.5	3.5	3	2.25	2.3	3.5	2.71
20/09/2012	2.5	3.5	3	2.25	2.3	3.5	2.71
21/09/2012	2.5	3.5	3	2.25	2.3	3.5	2.71
22/09/2012	2.5	3.5	3	2.25	2.3	3.5	2.71
23/09/2012	2.5	3.5	3	2.25	2.3	3.5	2.71
24/09/2012	2.5	3.5	3	2.25	2.3	3.5	2.71
25/09/2012	2.5	3.5	3	2.25	2.3	3.5	2.71
26/09/2012	2.5	3.5	3	2.25	2.3	3.5	2.71
27/09/2012	2.5	3.5	3	2.25	2.3	3.5	2.71

28/09/2012	2.5	3.5	3	2.25	2.3	3.5	2.71
29/09/2012	2.5	3.5	3	2.25	2.3	3.5	2.71
30/09/2012	2.5	3.5	3	2.25	2.3	3.5	2.71
1/10/2012	2.5	3.5	3	2.25	2.3	3.5	2.71
2/10/2012	2.5	3.5	3	2.25	2.3	3.25	2.71
3/10/2012	2.5	3.5	3	2.25	2.3	3.25	2.71
4/10/2012	2.5	3.5	3	2.25	2.3	3.25	2.71
5/10/2012	2.5	3.5	3	2.25	2.3	3.25	2.71
6/10/2012	2.5	3.5	3	2.25	2.3	3.25	2.71
7/10/2012	2.5	3.5	3	2.25	2.3	3.25	2.71
8/10/2012	2.5	3.5	2.75	2.25	2.3	3.25	2.66
9/10/2012	2.5	3.5	2.75	2.25	2.3	3.25	2.66
10/10/2012	2.5	3.5	2.75	2.25	2.3	3.25	2.66
11/10/2012	2.5	3.5	2.75	2.25	2.3	3.25	2.66
12/10/2012	2.5	3.25	2.75	2.25	2.3	3.25	2.61
13/10/2012	2.5	3.25	2.75	2.25	2.3	3.25	2.61
14/10/2012	2.5	3.25	2.75	2.25	2.3	3.25	2.61
15/10/2012	2.5	3.25	2.75	2	2.05	3.25	2.51
16/10/2012	2.25	3.25	2.75	2	2.05	3.25	2.46
17/10/2012	2.25	3.25	2.75	2	2.05	3.25	2.46
18/10/2012	2.25	3.25	2.75	2	2.05	3.25	2.46
19/10/2012	2.25	3.25	2.75	2	2.05	3.25	2.46
20/10/2012	2.25	3.25	2.75	2	2.05	3.25	2.46
21/10/2012	2.25	3.25	2.75	2	2.05	3.25	2.46
22/10/2012	2.25	3.25	2.75	2	2.05	3.25	2.46
23/10/2012	2.25	3.25	2.75	2	2.05	3.25	2.46
24/10/2012	2.25	3.25	2.75	2	2.05	3.25	2.46
25/10/2012	2.25	3.25	2.75	2	2.05	3.25	2.46
26/10/2012	2.25	3.25	2.75	2	2.05	3.25	2.46
27/10/2012	2.25	3.25	2.75	2	2.05	3.25	2.46
28/10/2012	2.25	3.25	2.75	2	2.05	3.25	2.46
29/10/2012	2.25	3.25	2.75	2	2.05	3.25	2.46
30/10/2012	2.25	3.25	2.75	2	2.05	3.25	2.46
31/10/2012	2.25	3.25	2.75	2	2.05	3.25	2.46
1/11/2012	2.25	3.25	2.75	2	2.05	3.25	2.46
2/11/2012	2.25	3.25	2.75	2	2.05	3.25	2.46
3/11/2012	2.25	3.25	2.75	2	2.05	3.25	2.46
4/11/2012	2.25	3.25	2.75	2	2.05	3.25	2.46
5/11/2012	2.25	3.25	2.75	2	2.05	3.25	2.46
6/11/2012	2.25	3.25	2.75	2	2.05	3.25	2.46
7/11/2012	2.25	3.25	2.75	2	2.05	3.25	2.46
8/11/2012	2.25	3.25	2.75	2	2.05	3.25	2.46
9/11/2012	2.25	3.25	2.75	2	2.05	3.25	2.46
10/11/2012	2.25	3.25	2.75	2	2.05	3.25	2.46
11/11/2012	2.25	3.25	2.75	2	2.05	3.25	2.46
12/11/2012	2.25	3.25	2.75	2	2.05	3.25	2.46
13/11/2012	2.25	3.25	2.75	2	2.05	3.25	2.46
14/11/2012	2.25	3.25	2.75	2	2.05	3.25	2.46
15/11/2012	2.25	3.25	2.75	2	2.05	3.25	2.46
16/11/2012	2.25	3.25	2.75	2	2.05	3.25	2.46
17/11/2012	2.25	3.25	2.75	2	2.05	3.25	2.46
18/11/2012	2.25	3.25	2.75	2	2.05	3.25	2.46
19/11/2012	2.25	3.25	2.75	2	2.05	3.25	2.46
20/11/2012	2.25	3.25	2.75	2	2.05	3.25	2.46
21/11/2012	2.25	3.25	2.75	2	2.05	3.25	2.46
22/11/2012	2.25	3.25	2.75	2	2.05	3.25	2.46
23/11/2012	2.25	3.25	2.75	2	2.05	3.25	2.46
24/11/2012	2.25	3.25	2.75	2	2.05	3.25	2.46
25/11/2012	2.25	3.25	2.75	2	2.05	3.25	2.46
26/11/2012	2.25	3.25	2.75	2	2.05	3.25	2.46
27/11/2012	2.25	3.25	2.75	2	2.05	3.25	2.46
28/11/2012	2.25	3.25	2.75	2	2.05	3.25	2.46
29/11/2012	2.25	3.25	2.75	2	2.05	3.25	2.46

30/11/2012	2.25	3.25	2.75	2	2.05	3.25	2.46
1/12/2012	2.25	3.25	2.75	2	2.05	3.25	2.46
2/12/2012	2.25	3.25	2.75	2	2.05	3.25	2.46
3/12/2012	2.25	3.25	2.75	2	2.05	3.25	2.46
4/12/2012	2.25	3.25	2.75	2	2.05	3.25	2.46
5/12/2012	2.25	3.25	2.75	2	2.05	3.25	2.46
6/12/2012	2.25	3.25	2.75	2	2.05	3	2.46
7/12/2012	2.25	3.25	2.75	2	2.05	3	2.46
8/12/2012	2.25	3.25	2.75	2	2.05	3	2.46
9/12/2012	2.25	3.25	2.75	2	2.05	3	2.46
10/12/2012	2.25	3	2.5	1.75	2.05	3	2.31
11/12/2012	2.25	2	2.5	1.75	2.05	3	2.11
12/12/2012	2.25	2	2.5	1.75	2.05	3	2.11
13/12/2012	2	2	2.5	1.75	2.05	3	2.06
14/12/2012	2	2	2.5	1.75	2.05	3	2.06
15/12/2012	2	2	2.5	1.75	2.05	3	2.06
16/12/2012	2	2	2.5	1.75	2.05	3	2.06
17/12/2012	2	2	2.5	1.75	1.8	3	2.01
18/12/2012	2	2	2.5	1.75	1.8	3	2.01
19/12/2012	2	2	2.5	1.75	1.8	3	2.01
20/12/2012	2	2	2.5	1.75	1.8	3	2.01
21/12/2012	2	2	2.5	1.75	1.8	3	2.01
22/12/2012	2	2	2.5	1.75	1.8	3	2.01
23/12/2012	2	2	2.5	1.75	1.8	3	2.01
24/12/2012	2	2	2.5	1.75	1.8	3	2.01
25/12/2012	2	2	2.5	1.75	1.8	3	2.01
26/12/2012	2	2	2.5	1.75	1.8	3	2.01
27/12/2012	2	2	2.5	1.75	1.8	3	2.01
28/12/2012	2	2	2.5	1.75	1.8	3	2.01
29/12/2012	2	2	2.5	1.75	1.8	3	2.01
30/12/2012	2	2	2.5	1.75	1.8	3	2.01
31/12/2012	2	2	2.5	1.75	1.8	3	2.01
1/01/2013	2	2	2.5	1.75	1.8	3	2.01
2/01/2013	2	2	2.5	1.75	1.8	3	2.01
3/01/2013	2	2	2.5	1.75	1.8	3	2.01
4/01/2013	2	2	2.5	1.75	1.8	3	2.01
5/01/2013	2	2	2.5	1.75	1.8	3	2.01
6/01/2013	2	2	2.5	1.75	1.8	3	2.01
7/01/2013	2	2	2.5	1.75	1.8	3	2.01
8/01/2013	2	2	2.5	1.75	1.8	3	2.01
9/01/2013	2	2	2.5	1.75	1.8	3	2.01
10/01/2013	2	2	2.5	1.75	1.8	3	2.01
11/01/2013	2	2	2.5	1.75	1.8	3	2.01
12/01/2013	2	2	2.5	1.75	1.8	3	2.01
13/01/2013	2	2	2.5	1.75	1.8	3	2.01
14/01/2013	2	2	2.5	1.75	1.8	3	2.01
15/01/2013	2	2	2.5	1.75	1.8	3	2.01
16/01/2013	2	2	2.5	1.75	1.8	3	2.01
17/01/2013	2	2	2.5	1.75	1.8	3	2.01
18/01/2013	2	2	2.5	1.75	1.8	3	2.01
19/01/2013	2	2	2.5	1.75	1.8	3	2.01
20/01/2013	2	2	2.5	1.75	1.8	3	2.01
21/01/2013	2	2	2.5	1.75	1.8	3	2.01
22/01/2013	2	2	2.5	1.75	1.8	3	2.01
23/01/2013	2	2	2.5	1.75	1.8	3	2.01
24/01/2013	2	2	2.5	1.75	1.8	3	2.01
25/01/2013	2	2	2.5	1.75	1.8	3	2.01
26/01/2013	2	2	2.5	1.75	1.8	3	2.01
27/01/2013	2	2	2.5	1.75	1.8	3	2.01
28/01/2013	2	2	2.5	1.75	1.8	3	2.01
29/01/2013	2	2	2.5	1.75	1.8	3	2.01
30/01/2013	2	2	2.5	1.75	1.8	3	2.01
31/01/2013	2	2	2.5	1.75	1.8	3	2.01

1/02/2013	2	2	2.5	1.75	1.8	3	2.01
2/02/2013	2	2	2.5	1.75	1.8	3	2.01
3/02/2013	2	2	2.5	1.75	1.8	3	2.01
4/02/2013	2	2	2.5	1.75	1.8	3	2.01
5/02/2013	2	2	2.5	1.75	1.8	3	2.01
6/02/2013	2	2	2.5	1.75	1.8	3	2.01
7/02/2013	2	2	2.5	1.75	1.8	3	2.01
8/02/2013	2	2	2.5	1.75	1.8	3	2.01
9/02/2013	2	2	2.5	1.75	1.8	3	2.01
10/02/2013	2	2	2.5	1.75	1.8	3	2.01
11/02/2013	2	2	2.5	1.75	1.8	3	2.01
12/02/2013	2	2	2.5	1.75	1.8	3	2.01
13/02/2013	2	2	2.5	1.75	1.8	3	2.01
14/02/2013	2	2	2.5	1.75	1.8	3	2.01
15/02/2013	2	2	2.5	1.75	1.8	3	2.01
16/02/2013	2	2	2.5	1.75	1.8	3	2.01
17/02/2013	2	2	2.5	1.75	1.8	3	2.01
18/02/2013	2	2	2.5	1.75	1.8	3	2.01
19/02/2013	2	2	2.5	1.75	1.8	3	2.01
20/02/2013	2	2	2.5	1.75	1.8	3	2.01
21/02/2013	2	2	2.5	1.75	1.8	3	2.01
22/02/2013	2	2	2.5	1.75	1.8	3	2.01
23/02/2013	2	2	2.5	1.75	1.8	3	2.01
24/02/2013	2	2	2.5	1.75	1.8	3	2.01
25/02/2013	2	2	2.5	1.75	1.8	3	2.01
26/02/2013	2	2	2.5	1.75	1.8	3	2.01
27/02/2013	2	2	2.5	1.75	1.8	3	2.01
28/02/2013	2	2	2.5	1.75	1.8	3	2.01
1/03/2013	2	2	2.5	1.75	1.8	3	2.01
2/03/2013	2	2	2.5	1.75	1.8	3	2.01
3/03/2013	2	2	2.5	1.75	1.8	3	2.01
4/03/2013	2	2	2.5	1.75	1.8	3	2.01
5/03/2013	2	2	2.5	1.75	1.8	3	2.01
6/03/2013	2	2	2.5	1.75	1.8	3	2.01
7/03/2013	2	2	2.5	1.75	1.8	3	2.01
8/03/2013	2	2	2.5	1.75	1.8	3	2.01
9/03/2013	2	2	2.5	1.75	1.8	3	2.01
10/03/2013	2	2	2.5	1.75	1.8	3	2.01
11/03/2013	2	2	2.5	1.75	1.8	3	2.01
12/03/2013	2	2	2.5	1.75	1.8	3	2.01
13/03/2013	2	2	2.5	1.75	1.8	3	2.01
14/03/2013	2	2	2.5	1.75	1.8	3	2.01
15/03/2013	2	2	2.5	1.75	1.8	3	2.01
16/03/2013	2	2	2.5	1.75	1.8	3	2.01
17/03/2013	2	2	2.5	1.75	1.8	3	2.01
18/03/2013	2	2	2.5	1.75	1.8	3	2.01
19/03/2013	2	2	2.5	1.75	1.8	3	2.01
20/03/2013	2	2	2.5	1.75	1.8	3	2.01
21/03/2013	2	2	2.5	1.75	1.8	3	2.01
22/03/2013	2	2	2.5	1.75	1.8	3	2.01
23/03/2013	2	2	2.5	1.75	1.8	3	2.01
24/03/2013	2	2	2.5	1.75	1.8	3	2.01
25/03/2013	2	2	2.5	1.75	1.8	3	2.01
26/03/2013	2	2	2.5	1.75	1.8	3	2.01
27/03/2013	2	2	2.5	1.75	1.8	3	2.01
28/03/2013	2	2	2.5	1.75	1.8	3	2.01
29/03/2013	2	2	2.5	1.75	1.8	3	2.01
30/03/2013	2	2	2.5	1.75	1.8	3	2.01
31/03/2013	2	2	2.5	1.75	1.8	3	2.01
1/04/2013	2	2	2.5	1.75	1.8	3	2.01
2/04/2013	2	2	2.5	1.75	1.8	3	2.01
3/04/2013	2	2	2.5	1.75	1.8	3	2.01
4/04/2013	2	2	2.5	1.75	1.8	3	2.01

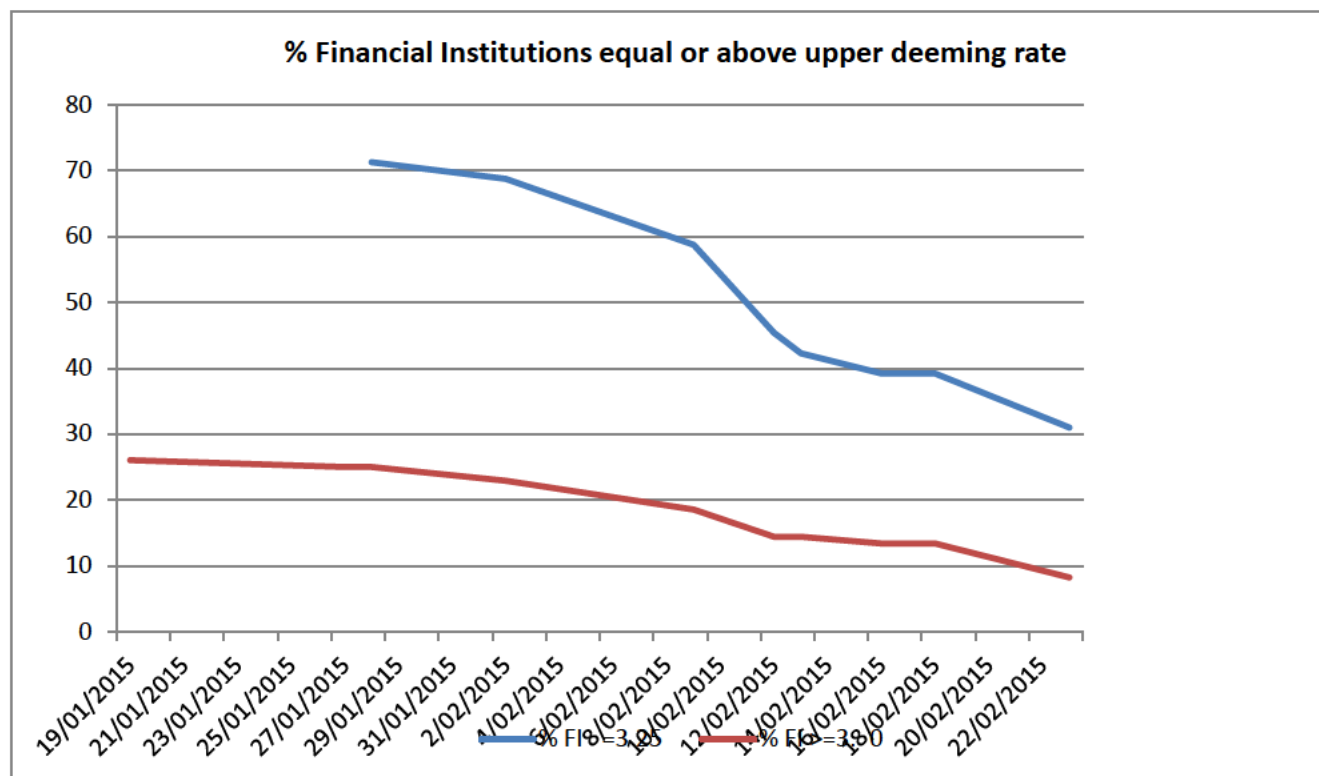
5/04/2013	2	2	2.5	1.75	1.8	3	2.01
6/04/2013	2	2	2.5	1.75	1.8	3	2.01
7/04/2013	2	2	2.5	1.75	1.8	3	2.01
8/04/2013	2	2	2.5	1.75	1.8	3	2.01
9/04/2013	2	2	2.5	1.75	1.8	3	2.01
10/04/2013	2	2	2.5	1.75	1.8	3	2.01
11/04/2013	2	2	2.5	1.75	1.8	3	2.01
12/04/2013	2	2	2.5	1.75	1.8	3	2.01
13/04/2013	2	2	2.5	1.75	1.8	3	2.01
14/04/2013	2	2	2.5	1.75	1.8	3	2.01
15/04/2013	2	2	2.5	1.75	1.8	3	2.01
16/04/2013	2	2	2.5	1.75	1.8	3	2.01
17/04/2013	2	2	2.5	1.75	1.8	3	2.01
18/04/2013	2	2	2.5	1.75	1.8	3	2.01
19/04/2013	2	2	2.5	1.75	1.8	3	2.01
20/04/2013	2	2	2.5	1.75	1.8	3	2.01
21/04/2013	2	2	2.5	1.75	1.8	3	2.01
22/04/2013	2	2	2.5	1.75	1.8	3	2.01
23/04/2013	2	2	2.5	1.75	1.8	3	2.01
24/04/2013	2	2	2.5	1.75	1.8	3	2.01
25/04/2013	2	2	2.5	1.75	1.8	3	2.01
26/04/2013	2	2	2.5	1.75	1.8	3	2.01
27/04/2013	2	2	2.5	1.75	1.8	3	2.01
28/04/2013	2	2	2.5	1.75	1.8	3	2.01
29/04/2013	2	2	2.5	1.75	1.8	3	2.01
30/04/2013	2	2	2.5	1.75	1.8	3	2.01
1/05/2013	2	2	2.5	1.75	1.8	3	2.01
2/05/2013	2	2	2.5	1.75	1.8	3	2.01
3/05/2013	2	2	2.5	1.75	1.8	3	2.01
4/05/2013	2	2	2.5	1.75	1.8	3	2.01
5/05/2013	2	2	2.5	1.75	1.8	3	2.01
6/05/2013	2	2	2.5	1.75	1.8	3	2.01
7/05/2013	2	2	2.5	1.75	1.8	2.75	2.01
8/05/2013	2	2	2.5	1.75	1.8	2.75	2.01
9/05/2013	2	2	2.5	1.75	1.8	2.75	2.01
10/05/2013	2	2	2.5	1.75	1.8	2.75	2.01
11/05/2013	2	2	2.5	1.75	1.8	2.75	2.01
12/05/2013	2	2	2.5	1.75	1.8	2.75	2.01
13/05/2013	2	2	2.25	1.75	1.8	2.75	1.96
14/05/2013	2	2	2.25	1.75	1.8	2.75	1.96
15/05/2013	1.75	2	2.25	1.75	1.8	2.75	1.91
16/05/2013	1.75	2	2.25	1.75	1.8	2.75	1.91
17/05/2013	1.75	2	2.25	1.75	1.8	2.75	1.91
18/05/2013	1.75	2	2.25	1.75	1.8	2.75	1.91
19/05/2013	1.75	2	2.25	1.75	1.8	2.75	1.91
20/05/2013	1.75	2	2.25	1.75	1.8	2.75	1.91
21/05/2013	1.75	2	2.25	1.75	1.8	2.75	1.91
22/05/2013	1.75	2	2.25	1.75	1.8	2.75	1.91
23/05/2013	1.75	2	2.25	1.75	1.55	2.75	1.86
24/05/2013	1.75	2	2.25	1.5	1.55	2.75	1.81
25/05/2013	1.75	2	2.25	1.5	1.55	2.75	1.81
26/05/2013	1.75	2	2.25	1.5	1.55	2.75	1.81
27/05/2013	1.75	2	2.25	1.5	1.55	2.75	1.81
28/05/2013	1.75	2	2.25	1.5	1.55	2.75	1.81
29/05/2013	1.75	2	2.25	1.5	1.55	2.75	1.81
30/05/2013	1.75	2	2.25	1.5	1.55	2.75	1.81
31/05/2013	1.75	2	2.25	1.5	1.55	2.75	1.81
1/06/2013	1.75	2	2.25	1.5	1.55	2.75	1.81
2/06/2013	1.75	2	2.25	1.5	1.55	2.75	1.81
3/06/2013	1.75	2	2.25	1.5	1.55	2.75	1.81
4/06/2013	1.75	2	2.25	1.5	1.55	2.75	1.81
5/06/2013	1.75	2	2.25	1.5	1.55	2.75	1.81
6/06/2013	1.75	2	2.25	1.5	1.55	2.75	1.81

7/06/2013	1.75	2	2.25	1.5	1.55	2.75	1.81
8/06/2013	1.75	2	2.25	1.5	1.55	2.75	1.81
9/06/2013	1.75	2	2.25	1.5	1.55	2.75	1.81
10/06/2013	1.75	2	2.25	1.5	1.55	2.75	1.81
11/06/2013	1.75	2	2.25	1.5	1.55	2.75	1.81
12/06/2013	1.75	2	2.25	1.5	1.55	2.75	1.81

	ANZ	CBA	NAB	St George Bank	Westpac	OIR	Top 5 Avg	LDR	UDR
15/01/2015	3.2	3.25	3.2	3.3	3.2	2.5	3.23	2	3.5
16/01/2015	3.2	3.25	3.2	3.3	3.2	2.5	3.23	2	3.5
17/01/2015	3.2	3.25	3.2	3.3	3.2	2.5	3.23	2	3.5
18/01/2015	3.2	3.25	3.2	3.3	3.2	2.5	3.23	2	3.5
19/01/2015	3.16	3.1	3.2	3.25	3.1	2.5	3.162	2	3.5
20/01/2015	3.16	3.1	3.2	3.25	3.1	2.5	3.162	2	3.5
21/01/2015	3.16	3.1	3.2	3.25	3.1	2.5	3.162	2	3.5
22/01/2015	3.16	3.1	3.2	3.25	3.1	2.5	3.162	2	3.5
23/01/2015	3.16	3.1	3.2	3.25	3.1	2.5	3.162	2	3.5
24/01/2015	3.16	3.1	3.2	3.25	3.1	2.5	3.162	2	3.5
25/01/2015	3.16	3.1	3.2	3.25	3.1	2.5	3.162	2	3.5
26/01/2015	3.16	3.1	3.2	3.25	3.1	2.5	3.162	2	3.5
27/01/2015	3.16	3.1	3.2	3.25	3.1	2.5	3.162	2	3.5
28/01/2015	2.97	3.1	3.2	3.1	3.1	2.5	3.094	2	3.5
29/01/2015	2.97	3.1	3.2	3.1	3.1	2.5	3.094	2	3.5
30/01/2015	2.97	3.1	3.2	3.1	3.1	2.5	3.094	2	3.5
31/01/2015	2.97	3.1	3.2	3.1	3.1	2.5	3.094	2	3.5
1/02/2015	2.97	3.1	3.2	3.1	3.1	2.5	3.094	2	3.5
2/02/2015	2.97	3.1	3.2	3.1	3.1	2.5	3.094	2	3.5
3/02/2015	2.97	3.1	3.1	3.1	3.1	2.25	3.074	2	3.5
4/02/2015	2.97	3.1	3.1	3.1	3.1	2.25	3.074	2	3.5
5/02/2015	2.97	3.1	3.1	3.1	3.1	2.25	3.074	2	3.5
6/02/2015	2.97	3.1	3.1	3.1	3.1	2.25	3.074	2	3.5
7/02/2015	2.97	3.1	3.1	3.1	3.1	2.25	3.074	2	3.5
8/02/2015	2.97	3.1	3.1	3.1	3.1	2.25	3.074	2	3.5
9/02/2015	2.97	3.1	3.1	3.1	3.1	2.25	3.074	2	3.5
10/02/2015	2.97	3.1	3.1	3.1	3.1	2.25	3.074	2	3.5
11/02/2015	2.97	3.1	3.1	3.1	3.1	2.25	3.074	2	3.5
12/02/2015	2.58	3.1	3.1	3.1	3.1	2.25	2.996	2	3.5
13/02/2015	2.58	3.1	2.7	3.1	3.1	2.25	2.916	2	3.5
14/02/2015	2.58	3.1	2.7	3.1	3.1	2.25	2.916	2	3.5
15/02/2015	2.58	3.1	2.7	3.1	3.1	2.25	2.916	2	3.5
16/02/2015	2.58	3.1	2.7	3.1	3.1	2.25	2.916	2	3.5
17/02/2015	2.58	3.1	2.7	3.1	3.1	2.25	2.916	2	3.5
18/02/2015	2.58	2.7	2.7	3.1	3.1	2.25	2.836	2	3.5
19/02/2015	2.58	2.7	2.7	3.1	3.1	2.25	2.836	2	3.5
20/02/2015	2.58	2.7	2.7	3.1	3.1	2.25	2.836	2	3.5
21/02/2015	2.58	2.7	2.7	3.1	3.1	2.25	2.836	2	3.5
22/02/2015	2.58	2.7	2.7	3.1	3.1	2.25	2.836	2	3.5
23/02/2015	2.67	2.7	2.7	2.7	2.7	2.25	2.694	2	3.5

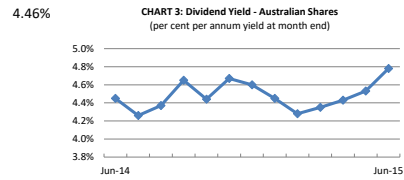
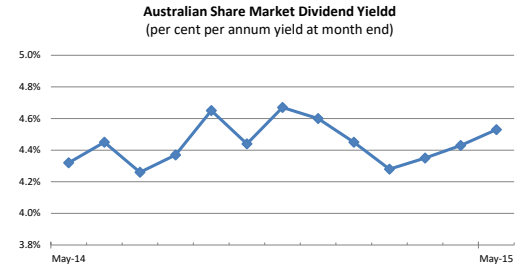
date >= 3.25 >=3.5

date	% FI >=3.25	% FI >=3.50
19/01/2015		26.04
27/01/2015		25
28/01/2015	71.28	25
2/02/2015	68.75	22.92
9/02/2015	58.76	18.56
12/02/2015	45.36	14.43
13/02/2015	42.26	14.43
16/02/2015	39.18	13.4
18/02/2015	39.18	13.4
23/02/2015	31.00	8.24

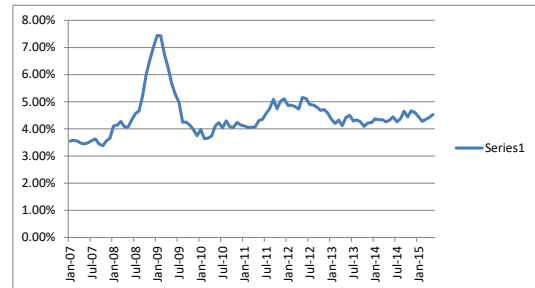


Australian Share Market Dividend Yield (per cent per annum)	
Apr-14	4.26%
May-14	4.32%
Jun-14	4.45%
Jul-14	4.26%
Aug-14	4.37%
Sep-14	4.65%
Oct-14	4.44%
Nov-14	4.67%
Dec-14	4.60%
Jan-15	4.45%
Feb-15	4.28%
Mar-15	4.35%
Apr-15	4.43%
May-15	4.53%
Jun-15	4.78%
12 month average to June 2015	4.48%

SOURCE F.7 Australian Share Market, RBA Statistical Tables. Accessed 26/05/2015
<http://www.rba.gov.au/statistics/tables/index.html>



Australian Share Market Dividend Yield (per cent per annum)	
Jan-07	3.55%
Feb-07	3.58%
Mar-07	3.55%
Apr-07	3.47%
May-07	3.45%
Jun-07	3.49%
Jul-07	3.57%
Aug-07	3.63%
Sep-07	3.44%
Oct-07	3.38%
Nov-07	3.56%
Dec-07	3.66%
Jan-08	4.11%
Feb-08	4.14%
Mar-08	4.27%
Apr-08	4.07%
May-08	4.07%
Jun-08	4.34%
Jul-08	4.57%
Aug-08	4.66%
Sep-08	5.22%
Oct-08	6.01%
Nov-08	6.56%
Dec-08	7.03%
Jan-09	7.44%
Feb-09	7.43%
Mar-09	6.73%
Apr-09	6.26%
May-09	5.67%
Jun-09	5.28%
Jul-09	4.97%
Aug-09	4.25%
Sep-09	4.25%
Oct-09	4.14%
Nov-09	3.97%
Dec-09	3.75%
Jan-10	3.98%
Feb-10	3.64%
Mar-10	3.66%
Apr-10	3.74%
May-10	4.11%
Jun-10	4.23%
Jul-10	4.04%
Aug-10	4.30%
Sep-10	4.08%
Oct-10	4.05%
Nov-10	4.24%
Dec-10	4.14%
Jan-11	4.11%
Feb-11	4.05%
Mar-11	4.06%
Apr-11	4.07%
May-11	4.31%
Jun-11	4.35%
Jul-11	4.57%
Aug-11	4.75%
Sep-11	5.09%
Oct-11	4.74%
Nov-11	5.02%
Dec-11	5.11%
Jan-12	4.87%
Feb-12	4.87%
Mar-12	4.82%
Apr-12	4.73%



May-12	5.16%
Jun-12	5.12%
Jul-12	4.90%
Aug-12	4.88%
Sep-12	4.80%
Oct-12	4.68%
Nov-12	4.71%
Dec-12	4.58%
Jan-13	4.36%
Feb-13	4.20%
Mar-13	4.33%
Apr-13	4.12%
May-13	4.42%
Jun-13	4.50%
Jul-13	4.29%
Aug-13	4.33%
Sep-13	4.26%
Oct-13	4.09%
Nov-13	4.22%
Dec-13	4.23%
Jan-14	4.37%
Feb-14	4.34%
Mar-14	4.34%
Apr-14	4.26%
May-14	4.32%
Jun-14	4.45%
Jul-14	4.26%
Aug-14	4.37%
Sep-14	4.65%
Oct-14	4.44%
Nov-14	4.67%
Dec-14	4.60%
Jan-15	4.45%
Feb-15	4.28%
Mar-15	4.35%
Apr-15	4.43%
May-15	4.53%
12 month average to April 2015	4.44%
SOURCE F.7 Australian Share Market, RBA Statistical Tables. Accessed 26/05/2015 http://www.rba.gov.au/statistics/tables/index.html	

Apr-14	4.26%	
May-14	4.32%	
Jun-14	4.45%	
Jul-14	4.26%	
Aug-14	4.37%	
Sep-14	4.65%	1
Oct-14	4.44%	2
Nov-14	4.67%	3
Dec-14	4.60%	4
Jan-15	4.45%	5
Feb-15	4.28%	6
Mar-15	4.35%	7
Apr-15	4.43%	8
May-15	4.53%	9
Jun-15	4.78%	10
Jul-15	4.57%	11
Aug-15	5.04%	12

4.57%

	A	B	C	D	E	F	G	H	I	J	K	L	M	N	O	P	Q
1	F4 RETAIL DEPOSIT AND INVESTMENT RATES																
2	Per cent per annum																
3	Some of these series are affected by series breaks. See the Series breaks worksheet for details.																
4	Transaction accounts				Savings accounts				Cash management				Banks' term deposits (\$10 000)				
5	Banks	Bulding societies	Credit unions	Bulding societies credit unions and mutual banks	Banks' bonus savings accounts	Online savings accounts	Cash management accounts at banks	Cash management trusts	1 mth	3 mths	6 mths	1 yr	3 yrs	Average rate	Average 'special' rate		
6	\$5 000	\$5 000	\$5 000	\$5 000	\$10 000	\$10 000	\$10 000							(all terms)	(all terms)		
7																	
8																	
9	Last updated	02-Jul-13	02-Jul-13	02-Jul-13	02-Jul-13	02-Jul-13	02-Jul-13	02-Jul-13	02-Jul-13	02-Jul-13	02-Jul-13	02-Jul-13	02-Jul-13	02-Jul-13	02-Jul-13	02-Jul-13	02-Jul-13
10	Source	RBA	RBA	RBA	RBA	RBA	RBA	RBA	ABS	RBA	RBA	RBA	RBA	RBA	RBA	RBA	RBA
131	Nov-1991						5.80	7.20	8.00	7.30	7.75	7.75	7.75	8.65			
132	Dec-1991						5.80	7.10	7.55	7.15	7.15	7.30	7.40	8.40			
133	Jan-1992						4.90	6.10	6.90	6.90	6.95	6.70	6.90	7.90			
134	Feb-1992						4.90	6.10	6.75	6.95	7.00	6.80	7.20	8.50			
135	Mar-1992						4.90	6.15	6.50	6.95	7.00	6.90	7.40	8.80			
136	Apr-1992						4.90	6.15	6.30	6.90	6.95	6.90	7.30	8.75			
137	May-1992						4.10	5.40	6.10	6.25	6.40	6.30	6.90	8.20			
138	Jun-1992						3.95	5.30	5.75	5.95	6.10	5.95	6.20	7.75			
139	Jul-1992						3.45	4.70	5.20	5.35	5.45	5.35	5.45	7.00			
140	Aug-1992						3.35	4.65	4.95	5.25	5.45	5.30	5.50	7.00			
141	Sep-1992						3.35	4.65	4.95	5.25	5.45	5.55	5.55	7.00			
142	Oct-1992						3.30	4.65	4.80	5.25	5.45	5.55	5.55	7.00			
143	Nov-1992						3.25	4.75	4.80	5.25	5.45	5.55	5.95	7.00			
144	Dec-1992						3.25	4.75	4.85	5.25	5.45	5.75	6.15	7.25			
149	Jan-1993						3.25	4.75	4.80	5.25	5.45	5.75	6.15	7.25			
146	Feb-1993						3.20	4.75	4.80	5.25	5.45	5.65	6.15	7.50			
147	Mar-1993						2.90	4.40	4.80	5.05	5.15	5.05	5.40	6.45			
148	Apr-1993						2.95	4.35	4.45	4.95	5.10	5.05	5.25	6.20			
149	May-1993						2.80	4.20	4.35	4.90	5.05	5.00	5.20	6.15			
150	Jun-1993						2.80	4.15	4.35	4.90	5.05	5.05	5.15	6.15			
151	Jul-1993						2.70	4.25	4.15	4.90	5.00	4.95	5.10	6.15			
152	Aug-1993						2.65	3.95	4.25	4.55	4.65	4.55	4.70	5.60			
153	Sep-1993						2.55	3.90	3.90	4.45	4.60	4.55	4.85	5.80			
154	Oct-1993						2.55	3.90	3.80	4.45	4.60	4.55	4.85	5.80			
155	Nov-1993						2.55	3.90	3.80	4.45	4.55	4.55	4.75	5.70			
156	Dec-1993						2.60	3.95	3.85	4.40	4.50	4.55	4.70	5.60			
157	Jan-1994						2.55	3.90	3.85	4.35	4.40	4.50	4.75	5.70			
158	Feb-1994						2.55	3.90	3.85	4.35	4.40	4.50	4.75	5.95			
159	Mar-1994						2.55	3.90	3.90	4.35	4.40	4.55	4.75	6.35			
160	Apr-1994						2.55	3.90	3.90	4.35	4.40	4.60	5.15	6.35			
161	May-1994						2.55	3.90	3.90	4.35	4.40	4.60	5.20	6.40			
162	Jun-1994						2.55	3.90	3.95	4.35	4.45	4.80	5.55	6.95			
163	Jul-1994						2.55	4.00	4.05	4.30	4.75	5.30	6.20	8.10			
164	Aug-1994						2.70	4.20	4.35	4.65	5.15	5.40	6.50	8.15			
165	Sep-1994						2.90	4.40	4.60	4.70	5.30	5.85	6.90	8.50			
166	Oct-1994						3.40	4.90	5.05	5.00	5.55	6.00	7.30	8.65			
167	Nov-1994						3.60	5.10	5.30	5.15	5.75	6.45	7.65	8.75			
168	Dec-1994						4.05	5.60	6.15	5.40	6.05	7.00	8.40	9.05			
169	Jan-1995						4.15	5.90	6.30	5.50	6.20	7.20	8.50	9.10			
170	Feb-1995						4.15	5.90	6.45	5.50	6.25	7.40	8.50	9.20			
171	Mar-1995						4.15	5.90	7.05	5.60	6.20	7.40	8.40	9.15			
172	Apr-1995						4.15	5.90	7.05	5.45	6.15	7.15	8.05	8.65			
173	May-1995						4.15	5.90	7.00	5.35	6.10	6.90	7.60	7.95			
174	Jun-1995						4.15	5.90	6.85	5.35	6.05	6.65	7.10	7.45			
175	Jul-1995						4.15	5.90	6.75	5.35	6.25	6.85	7.00	7.20			
176	Aug-1995						4.15	5.90	6.75	5.30	6.25	6.95	7.10	7.20			
177	Sep-1995						4.15	5.90	6.65	5.30	6.00	6.75	7.00	7.15			
178	Oct-1995						4.15	5.90	6.60	5.30	6.00	6.70	6.95	7.25			
179	Nov-1995						4.15	5.90	6.55	5.30	5.95	6.70	6.90	7.35			
180	Dec-1995						4.15	5.90	6.60	5.30	5.95	6.65	6.90	7.30			
181	Jan-1996						4.05	5.75	6.50	5.30	5.95	6.55	6.90	7.30			
182	Feb-1996						4.05	5.75	6.40	5.30	5.95	6.55	6.90	7.20			
183	Mar-1996						3.90	5.70	6.45	5.30	5.95	6.55	7.10	7.50			
184	Apr-1996						3.90	5.70	6.50	5.30	5.95	6.55	7.10	7.75			
185	May-1996						3.90	5.70	6.55	5.15	5.90	6.55	7.10	7.85			
186	Jun-1996						3.90	5.70	6.55	5.10	5.90	6.55	7.10	7.85			
187	Jul-1996						3.80	5.70	6.50	5.10	5.85	6.75	7.10	7.85			
188	Aug-1996						3.55	5.35	6.25	4.55	5.45	6.00	6.45	6.90			
189	Sep-1996						3.55	5.35	6.10	4.55	5.75	6.00	6.35	6.60			
190	Oct-1996						3.25	5.15	5.95	4.50	5.50	5.75	6.15	6.45			
191	Nov-1996						2.90	4.80	5.70	4.30	5.30	5.55	5.90	6.30			
192	Dec-1996	0.65					2.40	4.20	5.40	3.95	5.05	5.35	5.65	6.10			
193	Jan-1997	0.50					2.40	4.15	5.20	3.85	5.05	5.35	5.65	6.05			
194	Feb-1997	0.50					2.40	4.15	5.10	3.75	4.95	5.00	5.50	6.00			
195	Mar-1997	0.50					2.40	4.15	5.10	3.75	4.90	5.00	5.50	6.00			
196	Apr-1997	0.50					2.40	4.20	5.00	3.65	4.80	4.95	5.45	5.95			
197	May-1997	0.40					2.05	3.85	4.95	3.35	4.50	4.75	5.20	5.75			
198	Jun-1997	0.30					1.95	3.75	4.90	3.25	4.40	4.55	4.90	5.30			
199	Jul-1997	0.30					1.70	3.55	4.50	3.05	4.25	4.40	4.80	5.25			
200	Aug-1997	0.20					1.45	3.35	4.25	2.90	4.05	4.25	4.70	5.05			
201	Sep-1997	0.20					1.45	3.30	3.95	2.65	3.70	3.95	4.40	4.80			
202	Oct-1997	0.20					1.45	3.30	4.00	2.60	3.70	3.95	4.40	4.80			
203	Nov-1997	0.20					1.45	3.25	3.95	2.60	3.70	3.95	4.40	4.80			
204	Dec-1997	0.20					1.45	3.25	4.00	2.60	3.80	3.95	4.40	4.80			
205	Jan-1998	0.20					1.45	3.25	4.00	2.60	3.80	3.95	4.40	4.75			
206	Feb-1998	0.20					1.45	3.20	4.15	2.60	3.80	3.95	4.40	4.75			
207	Mar-1998	0.20					1.45	3.20	4.20	2.60	3.80	3.95	4.40	4.75			
208	Apr-1998	0.15					1.45	3.15	4.15	2.60	3.75	4.20	4.45	4.80			
209	May-1998	0.15					1.45	3.20	4.15	2.60	3.70	4.20	4.50	4.80			
210	Jun-1998	0.15					1.45	3.20	4.40	2.60	3.75	4.20	4.50	5.00			
211	Jul-1998	0.15					1.45	3.20	4.45	2.60	3.75	4.20	4.50	5.00			
212	Aug-1998	0.15					1.45	3.25	6.25	2.65	3.75	4.20	4.50	4.85			
213	Sep-1998	0.10					1.45	3.25	4.15	2.60	3.70	4.20	4.45	4.80			
214	Oct-1998	0.10					1.45	3.15	4.25	2.60	3.60	3.80	4.20	4.50			
215	Nov-1998	0.10					1.40	3.15	3.95	2.60	3.60	3.80	4.15	4.50			
216	Dec-1998	0.10					1.25										

	A	B	C	D	E	F	G	H	I	J	K	L	M	N	O	P	Q
1	F4 RETAIL DEPOSIT AND INVESTMENT RATES																
2	Per cent per annum																
3	Some of these series are affected by series breaks. See the Series breaks worksheet for details.																
4	Transaction accounts				Savings accounts				Cash management				Banks' term deposits (\$10 000)				
5	Banks	Building societies	Credit unions	Building societies credit unions and mutual banks	Banks' bonus savings accounts	Online savings accounts	Cash management accounts at banks	Cash management trusts	1 mth	3 mths	6 mths	1 yr	3 yrs	Average rate (all terms)	Average 'special rate (all terms)		
6	\$5 000	\$5 000	\$5 000	\$5 000	\$10 000	\$10 000	\$10 000										
7																	
8																	
9	Last updated	02-Jul-13	02-Jul-13	02-Jul-13	02-Jul-13	02-Jul-13	02-Jul-13	02-Jul-13	02-Jul-13	02-Jul-13	02-Jul-13	02-Jul-13	02-Jul-13	02-Jul-13	02-Jul-13	02-Jul-13	02-Jul-13
10	Source	RBA	RBA	RBA	RBA	RBA	RBA	RBA	ABS	RBA	RBA	RBA	RBA	RBA	RBA	RBA	RBA
250	Oct-2001	0.05	0.25	0.15			1.70	3.05	3.90	1.35	2.70	3.30	3.65	4.25			
251	Nov-2001	0.05	0.25	0.20			1.70	3.00	3.70	1.35	2.65	3.15	3.55	4.10			
252	Dec-2001	0.00	0.25	0.10			1.55	2.80	3.60	1.30	2.90	3.05	3.45	4.00			
253	Jan-2002	0.00	0.25	0.10			1.55	2.80	3.60	1.30	2.95	3.10	3.55	4.00			
254	Feb-2002	0.00	0.25	0.10			1.55	2.80	3.25	1.35	2.95	3.35	3.65	4.15	3.45	4.40	
255	Mar-2002	0.00	0.25	0.10			1.55	2.80	3.55	1.35	2.90	3.30	3.90	4.35	3.55	4.70	
256	Apr-2002	0.00	0.25	0.10			1.60	2.80	3.25	1.35	2.90	3.35	3.85	4.35	3.55	4.60	
257	May-2002	0.00	0.25	0.10			1.75	3.00	3.65	1.35	3.00	3.60	4.25	4.70	3.65	4.90	
258	Jun-2002	0.00	0.25	0.10		2.90	1.90	3.20	4.00	1.40	3.15	3.85	4.35	4.80	3.95	5.20	
259	Jul-2002	0.00	0.25	0.10		2.90	1.90	3.20	4.05	1.40	3.15	3.80	4.25	4.85	3.85	4.95	
260	Aug-2002	0.00	0.25	0.10		2.90	1.95	3.30	4.05	1.40	3.15	3.80	4.15	4.60	3.80	5.00	
261	Sep-2002	0.00	0.25	0.10		2.90	1.95	3.30	4.05	1.40	3.15	3.75	4.10	4.55	3.75	5.05	
262	Oct-2002	0.00	0.25	0.10		2.90	1.95	3.30	3.95	1.40	3.15	3.75	4.10	4.55	3.75	4.95	
263	Nov-2002	0.00	0.25	0.10		2.90	1.95	3.30	4.00	1.40	3.15	3.90	4.00	4.50	3.75	5.05	
264	Dec-2002	0.00	0.25	0.10		2.90	1.90	3.20	4.05	1.40	3.10	3.85	4.00	4.50	3.70	5.05	
265	Jan-2003	0.00	0.25	0.10		2.90	1.90	3.10	4.05	1.40	3.10	3.80	3.95	4.45	3.65	4.90	
266	Feb-2003	0.00	0.25	0.10		2.90	1.90	3.10	3.95	1.40	3.05	3.80	3.85	4.30	3.60	4.90	
267	Mar-2003	0.00	0.25	0.10		2.90	1.90	3.10	4.10	1.40	3.05	3.80	3.85	4.30	3.60	4.90	
268	Apr-2003	0.00	0.25	0.10		2.95	1.90	3.10	3.90	1.40	3.05	3.85	3.85	4.30	3.60	4.85	
269	May-2003	0.00	0.25	0.10		2.95	1.85	3.10	4.05	1.40	3.00	3.55	3.85	4.30	3.55	4.50	
270	Jun-2003	0.00	0.25	0.10		2.95	1.85	3.05	4.05	1.40	3.40	3.40	3.55	3.90	3.25	4.00	
271	Jul-2003	0.00	0.25	0.10		2.95	1.85	3.10	3.95	1.45	3.45	3.45	3.60	3.90	3.25	4.10	
272	Aug-2003	0.00	0.25	0.10		2.95	1.85	3.10	4.00	1.45	3.45	3.60	3.75	4.00	3.35	4.15	
273	Sep-2003	0.00	0.20	0.10		2.95	1.85	3.10	4.00	1.45	3.10	3.60	3.80	4.05	3.40	4.20	
274	Oct-2003	0.00	0.20	0.10		2.95	1.85	3.10	4.10	1.50	3.10	3.60	4.10	4.00	3.45	4.55	
275	Nov-2003	0.00	0.20	0.10		2.95	2.00	3.20	4.20	1.50	3.65	3.75	4.15	4.40	3.65	4.85	
276	Dec-2003	0.00	0.20	0.10		3.00	2.10	3.35	4.35	1.55	3.75	3.80	4.80	4.60	3.75	5.00	
277	Jan-2004	0.00	0.20	0.15		3.00	5.10	2.45	3.65	1.70	3.75	3.85	4.85	4.60	3.85	5.10	
278	Feb-2004	0.00	0.20	0.15		3.00	5.10	2.50	3.70	1.70	3.75	3.95	4.85	4.60	3.90	5.15	
279	Mar-2004	0.00	0.20	0.15		3.00	5.10	2.50	3.70	4.70	1.70	3.75	4.20	4.75	4.55	3.90	4.95
280	Apr-2004	0.00	0.20	0.15		3.00	5.10	2.50	3.70	1.70	3.75	4.20	4.80	4.55	3.90	5.05	
281	May-2004	0.00	0.20	0.15		3.00	5.10	2.50	3.70	1.70	3.60	4.20	4.80	4.55	3.90	5.05	
282	Jun-2004	0.00	0.20	0.15		3.00	5.10	2.50	3.70	4.80	1.70	3.55	4.15	4.75	4.55	3.90	5.15
283	Jul-2004	0.00	0.20	0.15		3.00	5.10	2.50	3.70	1.70	3.55	4.15	4.75	4.55	3.90	5.10	
284	Aug-2004	0.00	0.20	0.15		3.00	5.10	2.45	3.70	1.70	3.55	4.15	4.75	4.55	3.95	5.10	
285	Sep-2004	0.00	0.20	0.15		3.00	5.10	2.45	3.70	4.80	1.70	3.60	4.10	4.70	4.50	3.90	4.90
286	Oct-2004	0.00	0.20	0.15		3.00	5.10	2.45	3.70	1.70	3.45	4.15	4.70	4.55	3.75	4.85	
287	Nov-2004	0.00	0.20	0.15		3.00	5.10	2.45	3.70	1.85	3.45	3.90	4.70	4.55	3.65	4.70	
288	Dec-2004	0.00	0.20	0.15		3.00	5.10	2.45	3.70	4.65	1.95	3.80	3.95	4.70	4.45	3.70	4.75
289	Jan-2005	0.00	0.20	0.15		3.00	5.20	2.45	4.10	1.95	3.50	3.80	4.65	4.45	3.70	4.70	
290	Feb-2005	0.00	0.20	0.15		3.00	5.20	2.45	4.10	1.95	3.65	4.00	4.50	4.45	3.85	4.70	
291	Mar-2005	0.00	0.20	0.15		3.15	5.40	2.45	3.95	4.90	2.30	3.45	4.00	4.55	4.45	3.90	5.05
292	Apr-2005	0.00	0.20	0.15		3.50	5.40	2.55	4.00	2.10	3.40	4.00	4.60	4.40	3.85	5.20	
293	May-2005	0.00	0.20	0.15		3.50	5.40	2.55	4.00	2.10	3.40	3.85	4.70	4.40	3.95	5.15	
294	Jun-2005	0.00	0.20	0.15		3.50	5.40	2.55	4.05	4.95	2.00	3.85	3.95	4.55	4.40	3.95	5.15
295	Jul-2005	0.00	0.20	0.15		3.50	5.40	2.55	4.05	2.00	3.45	4.00	4.75	4.40	4.00	5.25	
296	Aug-2005	0.00	0.20	0.15		3.50	5.40	2.55	4.05	2.00	3.45	3.85	4.60	4.40	3.95	5.15	
297	Sep-2005	0.00	0.20	0.15		3.50	5.40	2.55	4.00	4.95	1.95	3.50	3.70	4.55	4.40	3.85	5.10
298	Oct-2005	0.00	1.20	0.15		3.50	5.40	2.30	3.95	1.95	4.15	3.95	4.60	4.40	3.90	5.25	
299	Nov-2005	0.00	0.20	0.15		3.60	5.40	2.70	4.05	1.95	4.40	3.90	4.60	4.40	3.90	5.20	
300	Dec-2005	0.00	0.20	0.15		3.60	5.40	2.65	3.95	4.90	1.95	4.35	3.65	4.55	4.50	3.90	5.20
301	Jan-2006	0.00	0.20	0.15	0.15	3.65	5.45	2.65	3.95	1.95	3.55	3.85	4.50	4.45	3.85	5.25	
302	Feb-2006	0.00	0.20	0.15	0.15	3.65	5.45	2.65	3.95	1.95	3.60	3.90	4.40	4.45	3.85	5.20	
303	Mar-2006	0.00	0.20	0.15	0.20	3.65	5.45	2.65	3.95	4.90	1.95	3.55	3.90	4.40	4.45	3.85	5.20
304	Apr-2006	0.00	0.20	0.15	0.20	3.65	5.50	2.55	3.95	1.95	3.45	3.75	4.40	4.45	3.80	5.20	
305	May-2006	0.00	0.20	0.15	0.20	4.10	5.60	2.50	3.75	5.10	2.00	4.10	4.10	5.35	4.60	3.95	5.40
306	Jun-2006	0.00	0.20	0.15	0.20	4.10	5.60	2.50	3.80	5.10	2.00	4.00	4.60	3.95	4.00	4.00	5.45
307	Jul-2006	0.00	0.20	0.15	0.20	4.00	5.60	2.55	3.80	5.00	2.00	3.95	3.75	5.40	4.75	4.10	5.55
308	Aug-2006	0.00	0.20	0.15	0.20	4.20	5.75	2.65	3.90	5.00	2.00	4.00	3.80	5.40	4.75	4.15	5.60
309	Sep-2006	0.00	0.25	0.15	0.20	4.20	5.80	2.65	3.90	5.35	2.35	4.45	4.35	4.95	4.75	4.15	5.60
310	Oct-2006	0.00	0.25	0.15	0.20	4.20	5.75	2.65	3.90	5.25	2.35	4.05	4.60	5.15	4.75	4.25	5.85
311	Nov-2006	0.00	0.25	0.15	0.20	4.50	5.90	4.00	4.95	5.45	2.45	4.25	4.75	5.30	4.85	4.40	5.95
312	Dec-2006	0.00	0.25	0.15	0.20	4.50	5.90	4.30	5.00	5.45	2.55	4.50	4.95	5.35	4.85	4.40	5.95
313	Jan-2007	0.00	0.25	0.15	0.20	4.50	5.90	4.30	5.00	5.45	2.55	4.30	5.00	5.35	4.85	4.45	5.90
314	Feb-2007	0.00	0.25	0.15	0.20	4.50	5.95	4.30	5.00	5.45	2.55	5.05	5.10	5.95	4.85	4.45	5.90
315	Mar-2007	0.00	0.25	0.15	0.20	4.50	5.95	4.20	4.95	5.45	2.55	5.05	5.10	5.95	4.85	4.45	6.00
316	Apr-2007	0.00	0.25	0.15	0.20	4.50	5.95	4.20	4.95	5.45	2.55	4.75	4.90	5.85	4.85	4.45	5.95
317	May-2007	0.00	0.25	0.15	0.20	4.50	6.05	5.05	5.20	5.45	2.50	4.25	4.95	5.85	4.90	4.45	6.00
318	Jun-2007	0.00	0.25	0.15	0.20	4.50	6.05	5.10	5.25	5.35	2.50	4.05	4.70	5.90	4.90	4.50	6.00
319	Jul-2007	0.00															

F4 Retail Deposit and Investment Rates

Data are compiled at or near end of month.

Figures for 'banks' transaction accounts' and 'cash management accounts at banks' are averages of the five largest banks' rates, except prior to April 2001, when the averages are for the four largest banks.

Figures for 'building societies' transaction accounts' are the average rates for the five largest building societies, by total deposits.

Figures for 'credit unions' transaction accounts' are a trimmed average for the seven largest credit unions, by total deposits.

Figures for 'building societies' transaction accounts' and 'credit unions' transaction accounts' were discontinued after August 2011, as a result of a number of credit unions and building societies reclassifying as mutual banks. Figures for 'building societies, credit unions and mutual banks' transaction accounts' are a trimmed average for the 10 largest ADIs that are identified as either a credit union, building society or a bank with a mutual corporate structure.

'Bonus savings accounts' are deposit accounts that pay a higher rate of interest if at least one deposit and no withdrawals are made each month. Figures for 'banks' bonus savings accounts' are an average of the five largest banks' rates assuming these requirements are met. Prior to April 2003, the average is for three of the five largest banks; between April 2003 and April 2005, the average is for four of the five largest banks.

Figures for 'cash management trusts' are the weighted average net yield to unit holders. Data are only available to March 2009. Between December 2003 and March 2009, the data were sourced from ABS Cat No 5655.0, which was published quarterly. Prior to December 2003 the data were sourced from ABS Cat No 5635.0.40.001, which was published monthly.

'Online savings accounts' are internet-based deposit accounts that typically have no or low minimum balance requirements; no account-servicing fees; limited transaction capabilities, and usually must be linked to a separate transaction account into and out of which funds can be transferred electronically. Figures for 'online savings accounts' are a trimmed average of the interest rates on the accounts offered by prominent providers, including the five largest banks.

Figures for 'banks' term deposits', where available, are averages of the five largest banks' rates, except prior to April 2001, when the averages are for the four largest banks.

The term deposit 'average rate (all terms)' is the average rate on \$10 000 term deposits across all terms at the five largest banks, including their advertised 'specials' and regular rates.

The term deposit 'average 'special' rate (all terms)' is a weighted average of the five largest banks' 'special' rates. From February 2009, the rate is based on the banks' advertised 'special' rates. Prior to this, the 'specials' were determined by the RBA.

F4 Breaks in series

Three break types are identified A - Breaks in series due to the establishment of new banks. All new banks shown. Date refers to the first month in which the institution reported as a bank.
B - Breaks in series due to other changes in bank reporting. Some smaller breaks are not listed.

C - Breaks in series due to changes in the coverage and reporting of non-banks. Other than the counterpart breaks associated with the conversion of NBFIs to banks and transfer of assets and liabilities from NBFIs to banks. Some smaller breaks are not listed.

Prior to January 2007, data is about each of these breaks at each point in time are available in ["Historical series breaks"](#).

A more detailed explanation of the impact of breaks is contained in 'Technical Note Series Breaks in Bank, NBFI and Financial Aggregate Tables' in the December 1992 *Bulletin*.

Date	Break type	Series title	Details
Sep-1987	B	Banks' term deposits (\$10 000) - 1 mth	
Sep-1987	B	Banks' term deposits (\$10 000) - 3 mths	
Sep-1987	B	Banks' term deposits (\$10 000) - 6 mths	
Sep-1987	B	Banks' term deposits (\$10 000) - 1 yr	
Sep-1987	B	Banks' term deposits (\$10 000) - 3 yrs	
Jan-1999	B	Savings accounts - Cash management accounts at banks - \$10 000	
Jan-1999	B	Savings accounts - Cash management accounts at banks - \$50 000	
Jan-1999	B	Banks' term deposits (\$10 000) - 1 mth	
Jan-1999	B	Banks' term deposits (\$10 000) - 3 mths	
Jan-1999	B	Banks' term deposits (\$10 000) - 6 mths	
Jan-1999	B	Banks' term deposits (\$10 000) - 1 yr	
Jan-1999	B	Banks' term deposits (\$10 000) - 3 yrs	
Apr-2001	B	Transaction accounts - Banks - \$5 000	
Apr-2001	B	Savings accounts - Cash management accounts at banks - \$10 000	
Apr-2001	B	Savings accounts - Cash management accounts at banks - \$50 000	
Apr-2001	B	Banks' term deposits (\$10 000) - 1 mth	
Apr-2001	B	Banks' term deposits (\$10 000) - 3 mths	
Apr-2001	B	Banks' term deposits (\$10 000) - 6 mths	
Apr-2001	B	Banks' term deposits (\$10 000) - 1 yr	
Apr-2001	B	Banks' term deposits (\$10 000) - 3 yrs	
Aug-2001	B	Banks' term deposits (\$10 000) - 3 yrs	
Apr-2003	B	Savings accounts - Banks' bonus savings accounts - \$10 000	
Jan-2004	B	Savings accounts - Cash management accounts at banks - \$10 000	
Jan-2004	B	Savings accounts - Cash management accounts at banks - \$50 000	
Jan-2005	B	Savings accounts - Cash management accounts at banks - \$10 000	
Jan-2005	B	Savings accounts - Cash management accounts at banks - \$50 000	
Apr-2005	B	Savings accounts - Banks' bonus savings accounts - \$10 000	

F4 REAIL DEPOSIT AND INVESTMENT RATES

Per cent per annum

Some of these series are affected by series breaks. See the Series breaks worksheet for details.

	Transaction accounts				Savings accounts				Cash management trusts	Banks' term deposits (\$10,000)						
	Banks \$5,000	Building societies \$5,000	Credit unions \$5,000	Building societies, credit unions and mutual banks \$5,000	Banks' bonus savings accounts \$10,000	Online savings accounts \$10,000	Cash management accounts at banks \$10,000 \$50,000			1 mth	3 mths	6 mths	1 yr	3 yrs	Average rate (a 1 term)	Average special rate (a 1 term)
Last updated	02-Jul-13	02-Jul-13	02-Jul-13	02-Jul-13	02-Jul-13	02-Jul-13	02-Jul-13	02-Jul-13	02-Jul-13	02-Jul-13	02-Jul-13	02-Jul-13	02-Jul-13	02-Jul-13	02-Jul-13	02-Jul-13
Mar-2007	0.00	0.25	0.15	0.20	.50	5.95	20	.95	5.5	2.55	5.05	5.10	5.95	.85	.5	6.00
Mar-2009	0.00	0.10	0.05	0.10	2.30	3.0	2.10	2.30	2.80	1.35	2.5	2.25	3.00	.05	2.60	3.70
Mar-2011	0.00	0.10	0.05	0.10	.95	.75	3.70	3.90		2.80	3.80	5.0	6.05	6.15	.35	6.05

0.13333333

s47E



DATA

Deemed financial assets			Short-term income streams			Cash on hand & Deposits			Managed investments			Shares		
N	Mean	Median	N	Mean	Median	N	Mean	Median	N	Mean	Median	N	Mean	Median
2167172	\$51,740	\$23,861	6385	\$53,549	\$33,320	2108396	\$32,713	\$11,405	493495	\$39,495	\$19,539	580722	\$19,702	\$4,347

Term savings			Other savings			Total assets			Gifts		
N	Mean	Median	N	Mean	Median	N	Mean	Median	N	Mean	Median
109516	\$27,578	\$16,764	237034	\$29,877	\$10,000	2204843	\$94,897	\$55,788	44768	\$40,032	\$15,000

s47E

Term in Years 1
5 major Banks

	ANZ	CBA	NAB	St George Bank	Westpac	OIR	Top 5 Avg	LDR	UDR
7/10/2008	7.2	6.8	7.4		7.4	7	na	4	6
9/10/2008	6.5		6	6		6	na	4	6
10/10/2008	6	6.7	5.85	6	6.6	6	6.23	4	6
11/10/2008	6	6.7	5.85	6	6.6	6	6.23	4	6
12/10/2008	6	6.7	5.85	6	6.6	6	6.23	4	6
13/10/2008	6	5.8	5.85	6	6.6	6	6.05	4	6
14/10/2008	6	5.8	5.7	6	6.5	6	6	4	6
15/10/2008	6	5.8	5.7	6	6.5	6	6	4	6
16/10/2008	6	5.8	5.7	6	6.5	6	6	4	6
17/10/2008	6	5.8	5.7	5	5.8	6	5.66	4	6
20/10/2008	5.7	5	5.7	5	5.8	6	5.44	4	6
21/10/2008	5.4	5	5.5	5	5.6	6	5.3	4	6
22/10/2008	5.4	5	5.5	5	5.6	6	5.3	4	6
23/10/2008	5.4	5	5.5	5	5.6	6	5.3	4	6
24/10/2008	5.4	5	5.5	5	5.6	6	5.3	4	6
25/10/2008	5.4	5	5.5	5	5.6	6	5.3	4	6
26/10/2008	5.4	5	5.5	5	5.6	6	5.3	4	6
27/10/2008	5.4	5	5.5	5	5.5	6	5.28	4	6
28/10/2008	5.4	5	5.5	5	5.5	6	5.28	4	6
29/10/2008	5.4	5	5.5	5	5.5	6	5.28	4	6
30/10/2008	5.4	5	5.5	5	5.5	6	5.28	4	6
31/10/2008	5.4	5	5.5	5	5.5	6	5.28	4	6
1/11/2008	5.4	5	5.5	5	5.5	6	5.28	4	6
2/11/2008	5.4	5	5.5	5	5.5	6	5.28	4	6
3/11/2008	5.4	5	5.5	5	5.5	6	5.28	4	6
4/11/2008	5.4	5	5.5	5	5.5	6	5.28	4	6
5/11/2008	5.4	5	5.5	5	5.5	5.25	5.28	4	6
6/11/2008	5.4	5	5	5	5.5	5.25	5.18	4	6
7/11/2008	5.4	5	5	5	5.5	5.25	5.18	4	6
8/11/2008	5.4	5	5	5	5.5	5.25	5.18	4	6
9/11/2008	5.4	5	5	4.5	5.5	5.25	5.08	4	6
10/11/2008	5.4	5	5	4.5	5.5	5.25	5.08	4	6
11/11/2008	5.2	5	5	4.5	5.5	5.25	5.04	4	6
12/11/2008	5.2	5	5	4.5	5.5	5.25	5.04	4	6
13/11/2008	5.2	5	5	4.5	5.5	5.25	5.04	4	6
14/11/2008	5.2	5	5	4.5	5.5	5.25	5.04	4	6
15/11/2008	5.2	5	5	4.5	5.5	5.25	5.04	4	6
16/11/2008	5.2	5	5	4.5	5.5	5.25	5.04	4	6
17/11/2008	5.2	5	5	4.5	5.5	5.25	5.04	3	5
18/11/2008	5	5	4.7	4.5	5.2	5.25	4.88	3	5
19/11/2008	4.5	5	4.7	4.5	4.5	5.25	4.64	3	5
20/11/2008	4.5	5	4.7	4.5	4.5	5.25	4.64	3	5
21/11/2008	4.5	5	4.7	4.5	4.5	5.25	4.64	3	5
22/11/2008	4.5	5	4.7	4.5	4.5	5.25	4.64	3	5
23/11/2008	4.5	5	4.7	4.5	4.5	5.25	4.64	3	5
24/11/2008	4.5	5	4.7	4.5	4.5	5.25	4.64	3	5
25/11/2008	4.5	4.25	3.25	4	4.5	5.25	4.1	3	5
26/11/2008	4.5	4.25	3.25	4	4.5	5.25	4.1	3	5
27/11/2008	4.5	4.25	3.25	4	4.5	5.25	4.1	3	5
28/11/2008	4.5	4.25	3.25	4	4.5	5.25	4.1	3	5
29/11/2008	4.5	4.25	3.25	4	4.5	5.25	4.1	3	5
30/11/2008	4.5	4.25	3.25	4	4.5	5.25	4.1	3	5
1/12/2008	4.2	4.25	3.25	4	4.5	5.25	4.04	3	5
2/12/2008	4.2	4.25	3.25	4	4.5	5.25	4.04	3	5
3/12/2008	4.2	4.25	3.25	4	4.5	4.25	4.04	3	5
4/12/2008	4.2	4.25	3.25	4	4.5	4.25	4.04	3	5
5/12/2008	4.2	4.25	3.25	4	4.5	4.25	4.04	3	5
6/12/2008	4.2	4.25	3.25	4	4.5	4.25	4.04	3	5
7/12/2008	4.2	4.25	3.25	4	4.5	4.25	4.04	3	5
8/12/2008	4	4.25	4.2	4	4.5	4.25	4.19	3	5
9/12/2008	4	4.25	4.2	4	4.5	4.25	4.19	3	5
10/12/2008	4	4.25	4.2	4	4.5	4.25	4.19	3	5
11/12/2008	4	4.25	4.2	4	4.5	4.25	4.19	3	5
12/12/2008	4	4.25	4.2	4	4.5	4.25	4.19	3	5

13/12/2008	4	4.25	4.2	4	4.5	4.25	4.19	3	5
14/12/2008	4	4.25	4.2	4	4.5	4.25	4.19	3	5
15/12/2008	4	4.25	4.2	4	4.25	4.25	4.14	3	5
16/12/2008	4	4.25	4.2	4	4.25	4.25	4.14	3	5
17/12/2008	4	4.25	4.2	4	4.25	4.25	4.14	3	5
18/12/2008	4	4.25	4.2	4	4.25	4.25	4.14	3	5
19/12/2008	4	4.25	4.2	4	4.25	4.25	4.14	3	5
20/12/2008	4	4.25	4.2	4	4.25	4.25	4.14	3	5
21/12/2008	4	4.25	4.2	4	4.25	4.25	4.14	3	5
22/12/2008	4	4.25	4.2	4	4.25	4.25	4.14	3	5
23/12/2008	4	4.25	4.2	4	4.25	4.25	4.14	3	5
24/12/2008	4	4.25	4.2	4	4.25	4.25	4.14	3	5
25/12/2008	4	4.25	4.2	4	4.25	4.25	4.14	3	5
26/12/2008	4	4.25	4.2	4	4.25	4.25	4.14	3	5
27/12/2008	4	4.25	4.2	4	4.25	4.25	4.14	3	5
28/12/2008	4	4.25	4.2	4	4.25	4.25	4.14	3	5
29/12/2008	4	4.25	4.2	4	4.25	4.25	4.14	3	5
30/12/2008	4	4.25	4.2	4	4.25	4.25	4.14	3	5
31/12/2008	4	4.25	4.2	4	4.25	4.25	4.14	3	5
1/01/2009	4	4.25	4.2	4	4.25	4.25	4.14	3	5
2/01/2009	4	4.25	4.2	4	4.25	4.25	4.14	3	5
3/01/2009	4	4.25	4.2	4	4.25	4.25	4.14	3	5
4/01/2009	4	4.25	4.2	4	4.25	4.25	4.14	3	5
5/01/2009	4	4.25	4.2	4	4.25	4.25	4.14	3	5
6/01/2009	4	4.25	4.15	4	3.6	4.25	4	3	5
7/01/2009	4	4.25	4.15	4	3.6	4.25	4	3	5
8/01/2009	4	3.8	4.15	3.3	3.6	4.25	3.77	3	5
9/01/2009	4	3.8	4.15	3.3	3.6	4.25	3.77	3	5
10/01/2009	4	3.8	4.15	3.3	3.6	4.25	3.77	3	5
11/01/2009	4	3.8	4.15	3.3	3.6	4.25	3.77	3	5
12/01/2009	4	3.8	4.15	3.3	3.6	4.25	3.77	3	5
13/01/2009	4	3.8	4.15	3.5	3.6	4.25	3.81	3	5
14/01/2009	4	3.8	4.15	3.5	3.6	4.25	3.81	3	5
15/01/2009	4	3.8	4.15	3.5	3.6	4.25	3.81	3	5
16/01/2009	4	3.8	4.15	3.5	3.6	4.25	3.81	3	5
17/01/2009	4	3.8	4.15	3.5	3.6	4.25	3.81	3	5
18/01/2009	4	3.8	4.15	3.5	3.6	4.25	3.81	3	5
19/01/2009	4	3.8	3.55	3.5	3.6	4.25	3.69	3	5
20/01/2009	4	3.8	3.55	3.5	3.6	4.25	3.69	3	5
21/01/2009	4	3.8	3.55	3.5	3.6	4.25	3.69	3	5
22/01/2009	4	3.8	3.55	3.5	3.6	4.25	3.69	3	5
23/01/2009	4	3.8	3.55	3.5	3.6	4.25	3.69	3	5
24/01/2009	4	3.8	3.55	3.5	3.6	4.25	3.69	3	5
25/01/2009	4	3.8	3.55	3.5	3.6	4.25	3.69	3	5
26/01/2009	4	3.8	3.55	3.5	3.6	4.25	3.69	3	4
27/01/2009	4	3.8	3.55	3.5	3.6	4.25	3.69	3	4
28/01/2009	4	3.8	3.55	3.3	3.6	4.25	3.65	3	4
29/01/2009	3.8	3.8	3.55	3.3	3.6	4.25	3.61	3	4
30/01/2009	3.8	3.8	3.55	3.3	3.6	4.25	3.61	3	4
31/01/2009	3.8	3.8	3.55	3.3	3.6	4.25	3.61	3	4
1/02/2009	3.8	3.8	3.55	3.3	3.6	4.25	3.61	3	4
2/02/2009	3.5	3.8	3.55	3.3	3.6	4.25	3.55	3	4
3/02/2009	3.5	3.8	3.55	3.3	3.6	4.25	3.55	3	4
4/02/2009	3.5	3.8	3.55	3.3	3.6	3.25	3.55	3	4
5/02/2009	3.5	3.8	3.55	3.3	3.6	3.25	3.55	3	4
6/02/2009	3.5	3.8	3.55	3.3	3.6	3.25	3.55	3	4
7/02/2009	3.5	3.8	3.55	3.3	3.6	3.25	3.55	3	4
8/02/2009	3.5	3.8	3.55	3.3	3.6	3.25	3.55	3	4
9/02/2009	3.5	3.6	3.55	3.5	3.4	3.25	3.51	3	4
10/02/2009	3.5	3.6	3.55	3.5	3.4	3.25	3.51	3	4
11/02/2009	3.5	3.6	3.55	3.5	3.4	3.25	3.51	3	4
12/02/2009	3.5	3.6	3.55	3.5	3.4	3.25	3.51	3	4
13/02/2009	3.5	3.6	3.55	3.5	3.4	3.25	3.51	3	4
14/02/2009	3.5	3.6	3.55	3.5	3.4	3.25	3.51	3	4
15/02/2009	3.5	3.6	3.55	3.5	3.4	3.25	3.51	3	4
16/02/2009	3.5	3.6	3.55	3.5	3.4	3.25	3.51	3	4
17/02/2009	3.5	3.6	3.55	3.5	3.4	3.25	3.51	3	4
18/02/2009	3.5	3.6	3.55	3.5	3.4	3.25	3.51	3	4
19/02/2009	3.5	3.6	3.55	3.5	3.4	3.25	3.51	3	4
20/02/2009	3.5	3.6	3.55	3.5	3.4	3.25	3.51	3	4
21/02/2009	3.5	3.5	3.55	3.5	3.4	3.25	3.49	3	4

4/05/2009	3.25	2	3.35	3.5	3.5	3	3.12	2	3
5/05/2009	3.25	2	2.15	3.5	3.5	3	2.88	2	3
6/05/2009	3.25	2	2.15	3.5	3.5	3	2.88	2	3
7/05/2009	3.25	2	2.15	3.5	3.5	3	2.88	2	3
8/05/2009	3.25	2	2.15	3.5	3.5	3	2.88	2	3
9/05/2009	3.25	2	2.15	3.5	3.5	3	2.88	2	3
10/05/2009	3.25	2	2.15	3.5	3.5	3	2.88	2	3
11/05/2009	3.25	2	2.15	3.5	3.5	3	2.88	2	3
12/05/2009	3.25	2	2.15	3.5	3.5	3	2.88	2	3
13/05/2009	3.25	2	2.15	3.5	3.5	3	2.88	2	3
14/05/2009	3.25	2	2.15	3.5	3.5	3	2.88	2	3
15/05/2009	3.6	2	2.15	3.5	3.5	3	2.95	2	3
16/05/2009	3.6	2	2.15	3.5	3.5	3	2.95	2	3
17/05/2009	3.6	2	2.15	3.5	3.5	3	2.95	2	3
18/05/2009	3.6	2	2.15	3.5	3.5	3	2.95	2	3
19/05/2009	3.6	2	2.15	3.5	3.5	3	2.95	2	3
20/05/2009	3.6	2	4.15	3.5	3.5	3	3.35	2	3
21/05/2009	3.6	2	4.15	3.5	3.5	3	3.35	2	3
22/05/2009	3.6	2	4.15	3.5	3.5	3	3.35	2	3
23/05/2009	3.6	2	4.15	3.5	3.5	3	3.35	2	3
24/05/2009	3.6	2	4.15	3.5	3.5	3	3.35	2	3
25/05/2009	3.6	2	4.15	3.5	3.5	3	3.35	2	3
26/05/2009	3.6	2	4.15	3.5	3.5	3	3.35	2	3
27/05/2009	3.6	2	4.15	3.5	3.5	3	3.35	2	3
28/05/2009	3.6	2	4.15	3.5	3.5	3	3.35	2	3
29/05/2009	3.6	2	4.15	3.5	3.5	3	3.35	2	3
30/05/2009	3.6	2	4.15	3.5	3.5	3	3.35	2	3
31/05/2009	3.6	2	4.15	3.5	3.5	3	3.35	2	3
1/06/2009	3.6	2	4.15	3.5	3.5	3	3.35	2	3
2/06/2009	3.6	2	4.15	3.5	3.5	3	3.35	2	3
3/06/2009	3.6	2	4.15	3.5	3.5	3	3.35	2	3
4/06/2009	3.6	2	4.15	3.5	3.5	3	3.35	2	3
5/06/2009	3.6	2	4.15	3.5	3.5	3	3.35	2	3
6/06/2009	3.6	2	4.15	3.5	3.5	3	3.35	2	3
7/06/2009	3.6	2	4.15	3.5	3.5	3	3.35	2	3
8/06/2009	3.6	2	4.15	3.5	3.5	3	3.35	2	3
9/06/2009	3.6	2	4.15	4.05	4	3	3.56	2	3
10/06/2009	3.6	2	4.15	4.05	4	3	3.56	2	3
11/06/2009	3.6	2	4.15	4.05	4	3	3.56	2	3
12/06/2009	3.6	2	4.15	4.05	4	3	3.56	2	3
13/06/2009	3.6	2	4.15	4.05	4	3	3.56	2	3
14/06/2009	3.6	2	4.15	4.05	4	3	3.56	2	3
15/06/2009	3.6	2	4.15	4.05	4	3	3.56	2	3
16/06/2009	3.72	2	4.15	4.05	4	3	3.584	2	3
17/06/2009	3.72	2	4.15	4.05	4	3	3.584	2	3
18/06/2009	3.72	2	4.15	4.05	4	3	3.584	2	3
19/06/2009	3.72	2	4.15	4.05	4	3	3.584	2	3
20/06/2009	3.72	2	4.15	4.05	4	3	3.584	2	3
21/06/2009	3.72	2	4.15	4.05	4	3	3.584	2	3
22/06/2009	3.72	2	4.15	4.05	4	3	3.584	2	3
23/06/2009	3.72	2	4.15	4.2	4	3	3.614	2	3
24/06/2009	3.72	2	4.15	4.2	4	3	3.614	2	3
25/06/2009	3.72	2	4.15	4.2	4	3	3.614	2	3
26/06/2009	3.72	2	4.15	4.2	4	3	3.614	2	3
27/06/2009	3.72	2	4.15	4.2	4	3	3.614	2	3
28/06/2009	3.72	2	4.15	4.2	4	3	3.614	2	3
29/06/2009	3.72	2	4.15	4.2	4.2	3	3.654	2	3
30/06/2009	3.72	2	4.15	4.2	4.2	3	3.654	2	3
1/07/2009	3.72	2	4.15	4.2	4.2	3	3.654	2	3
2/07/2009	3.72	2	4.15	4.2	4.2	3	3.654	2	3
3/07/2009	3.72	2	4.15	4.3	4.2	3	3.674	2	3
4/07/2009	3.72	2	4.15	4.3	4.2	3	3.674	2	3
5/07/2009	3.72	2	4.15	4.3	4.2	3	3.674	2	3
6/07/2009	3.72	2	4.15	4.3	4.2	3	3.674	2	3
7/07/2009	3.72	2	4.15	4.3	4.2	3	3.674	2	3
8/07/2009	3.72	2	4.15	4.3	4.2	3	3.674	2	3
9/07/2009	3.72	2	4.15	4.3	4.2	3	3.674	2	3
10/07/2009	3.72	2	4.15	4.3	4.2	3	3.674	2	3
11/07/2009	3.72	2	4.15	4.3	4.2	3	3.674	2	3
12/07/2009	3.72	2	4.15	4.3	4.2	3	3.674	2	3
13/07/2009	3.72	2	4.15	4.3	4.2	3	3.674	2	3

3/12/2009	5.5	5.5	6.65	6.8	6.6	3.75	6.21	2	3
4/12/2009	5.5	5.5	6.65	6.8	6.6	3.75	6.21	2	3
5/12/2009	5.87	5.5	6.65	6.8	6.6	3.75	6.284	2	3
6/12/2009	5.87	5.5	6.65	6.8	6.6	3.75	6.284	2	3
7/12/2009	5.87	5.5	6.65	6.8	6.6	3.75	6.284	2	3
8/12/2009	5.87	5.5	6.65	6.8	6.6	3.75	6.284	2	3
9/12/2009	5.87	5.5	6.65	6.8	6.6	3.75	6.284	2	3
10/12/2009	5.87	5.5	6.65	6.8	6.6	3.75	6.284	2	3
11/12/2009	5.87	5.5	6.65	6.8	6.6	3.75	6.284	2	3
12/12/2009	5.87	5.5	6.65	6.8	6.6	3.75	6.284	2	3
13/12/2009	5.87	5.5	6.65	6.8	6.6	3.75	6.284	2	3
14/12/2009	6	5.5	5.95	6.8	6.6	3.75	6.17	2	3
15/12/2009	6	5.5	5.95	6.8	6.6	3.75	6.17	2	3
16/12/2009	6	5.5	5.95	6.8	6.6	3.75	6.17	2	3
17/12/2009	6	5.5	5.95	6.8	6.6	3.75	6.17	2	3
18/12/2009	6	5.5	5.95	6.8	6.6	3.75	6.17	2	3
19/12/2009	6	5.5	5.95	6.8	6.6	3.75	6.17	2	3
20/12/2009	6	5.5	5.95	6.8	6.6	3.75	6.17	2	3
21/12/2009	6	5.5	5.95	6.8	6.6	3.75	6.17	2	3
22/12/2009	6	5.5	5.95	6.8	6.6	3.75	6.17	2	3
23/12/2009	6	5.5	5.95	6.8	6.6	3.75	6.17	2	3
24/12/2009	6	5.5	5.95	6.8	6.6	3.75	6.17	2	3
25/12/2009	6	5.5	5.95	6.8	6.6	3.75	6.17	2	3
26/12/2009	6	5.5	5.95	6.8	6.6	3.75	6.17	2	3
27/12/2009	6	5.5	5.95	6.8	6.6	3.75	6.17	2	3
28/12/2009	6	5.5	5.95	6.8	6.6	3.75	6.17	2	3
29/12/2009	6	5.5	5.95	6.8	6.6	3.75	6.17	2	3
30/12/2009	6	5.5	5.95	6.8	6.6	3.75	6.17	2	3
31/12/2009	6	5.5	5.95	6.8	6.6	3.75	6.17	2	3
1/01/2010	6	5.5	5.95	6.8	6.6	3.75	6.17	2	3
2/01/2010	6	5.5	5.95	6.8	6.6	3.75	6.17	2	3
3/01/2010	6	5.5	5.95	6.8	6.6	3.75	6.17	2	3
4/01/2010	6	5.5	5.95	6	5.95	3.75	5.88	2	3
5/01/2010	6	5.5	5.95	6	5.95	3.75	5.88	2	3
6/01/2010	6	5.5	5.95	6	5.95	3.75	5.88	2	3
7/01/2010	6	5.5	5.95	6	5.95	3.75	5.88	2	3
8/01/2010	6	5.5	5.95	6	5.95	3.75	5.88	2	3
9/01/2010	6	5.5	5.95	6	5.95	3.75	5.88	2	3
10/01/2010	6	5.5	5.95	6	5.95	3.75	5.88	2	3
11/01/2010	6	5.5	5.85	6	5.95	3.75	5.86	2	3
12/01/2010	6	5.5	5.85	6	5.95	3.75	5.86	2	3
13/01/2010	6	5.5	5.85	6	5.95	3.75	5.86	2	3
14/01/2010	6	5.5	5.85	6	5.95	3.75	5.86	2	3
15/01/2010	6	5.5	5.85	6	5.95	3.75	5.86	2	3
16/01/2010	6	5.5	5.85	6	5.95	3.75	5.86	2	3
17/01/2010	6	5.5	5.85	6	5.95	3.75	5.86	2	3
18/01/2010	6	5.5	5.85	6	5.95	3.75	5.86	2	3
19/01/2010	6	6	5.85	6	5.95	3.75	5.96	2	3
20/01/2010	6	6	5.85	6	5.95	3.75	5.96	2	3
21/01/2010	6	6	5.85	6	5.95	3.75	5.96	2	3
22/01/2010	6	6	5.85	6	5.95	3.75	5.96	2	3
23/01/2010	6	6	5.85	6	5.95	3.75	5.96	2	3
24/01/2010	6	6	5.85	6	5.95	3.75	5.96	2	3
25/01/2010	6	6	5.85	6	5.95	3.75	5.96	2	3
26/01/2010	6	6	5.85	6	5.95	3.75	5.96	2	3
27/01/2010	6	6	5.85	6	5.95	3.75	5.96	2	3
28/01/2010	6	6	5.85	6	5.95	3.75	5.96	2	3
29/01/2010	6	6	5.85	6	5.85	3.75	5.94	2	3
30/01/2010	6	6	5.85	6	5.85	3.75	5.94	2	3
31/01/2010	6	6	5.85	6	5.85	3.75	5.94	2	3
1/02/2010	6	6	5.85	6	5.85	3.75	5.94	2	3
2/02/2010	6	6	5.85	6	5.85	3.75	5.94	2	3
3/02/2010	6	6	5.85	6	5.85	3.75	5.94	2	3
4/02/2010	6	6	5.85	6	5.85	3.75	5.94	2	3
5/02/2010	6	6	5.85	6	5.85	3.75	5.94	2	3
6/02/2010	6	6	5.85	6	5.85	3.75	5.94	2	3
7/02/2010	6	6	5.85	6	5.85	3.75	5.94	2	3
8/02/2010	6	6	5.75	6	5.85	3.75	5.92	2	3
9/02/2010	6	6	5.75	6	5.85	3.75	5.92	2	3
10/02/2010	6	6	5.75	6	5.85	3.75	5.92	2	3
11/02/2010	6	6	5.75	6	5.85	3.75	5.92	2	3

12/02/2010	6	6	5.75	6	5.85	3.75	5.92	2	3
13/02/2010	6	6	5.75	6	5.85	3.75	5.92	2	3
14/02/2010	6	6	5.75	6	5.85	3.75	5.92	2	3
15/02/2010	6	6	5.75	6	5.85	3.75	5.92	2	3
16/02/2010	6	6	5.75	6	5.85	3.75	5.92	2	3
17/02/2010	6	6	5.75	6	5.85	3.75	5.92	2	3
18/02/2010	6	6	5.75	6	5.85	3.75	5.92	2	3
19/02/2010	6	6	5.75	6	5.85	3.75	5.92	2	3
20/02/2010	6	6	5.75	6	5.85	3.75	5.92	2	3
21/02/2010	6	6	5.75	6	5.85	3.75	5.92	2	3
22/02/2010	6	6	5.85	6	5.85	3.75	5.94	2	3
23/02/2010	6	6	5.85	6	5.85	3.75	5.94	2	3
24/02/2010	6	6	5.85	6	5.85	3.75	5.94	2	3
25/02/2010	6	6	5.85	6	5.85	3.75	5.94	2	3
26/02/2010	6	6	5.85	6	5.85	3.75	5.94	2	3
27/02/2010	6	6	5.85	6	5.85	3.75	5.94	2	3
28/02/2010	6	6	5.85	6	5.85	3.75	5.94	2	3
1/03/2010	6	6	5.85	6	5.85	3.75	5.94	2	3
2/03/2010	6	6	5.85	6	5.85	3.75	5.94	2	3
3/03/2010	6	6	5.85	6	5.85	4	5.94	2	3
4/03/2010	6	6	5.85	6	5.85	4	5.94	2	3
5/03/2010	6	6	5.85	6	5.85	4	5.94	2	3
6/03/2010	6	6	5.85	6	5.85	4	5.94	2	3
7/03/2010	6	6	5.85	6	5.85	4	5.94	2	3
8/03/2010	6	6	5.85	6	5.85	4	5.94	2	3
9/03/2010	6	6	5.85	6	5.85	4	5.94	2	3
10/03/2010	6	6	5.85	6	5.85	4	5.94	2	3
11/03/2010	6	6	5.85	6	5.85	4	5.94	2	3
12/03/2010	6	6	5.85	6	5.85	4	5.94	2	3
13/03/2010	6	6	5.85	6	5.85	4	5.94	2	3
14/03/2010	6	6	5.85	6	5.85	4	5.94	2	3
15/03/2010	6	6	5.85	6	5.85	4	5.94	2	3
16/03/2010	6	6	5.85	6	5.85	4	5.94	2	3
17/03/2010	6	6	5.85	6	6	4	5.97	2	3
18/03/2010	6	6	5.85	6	6	4	5.97	2	3
19/03/2010	6	6	5.85	6	6	4	5.97	2	3
20/03/2010	6	6	5.85	6	6	4	5.97	3	4.5
21/03/2010	6	6	5.85	6	6	4	5.97	3	4.5
22/03/2010	6	6	5.85	6	6	4	5.97	3	4.5
23/03/2010	6	6	5.85	6	6	4	5.97	3	4.5
24/03/2010	6	6	5.85	6	6	4	5.97	3	4.5
25/03/2010	6	6	5.85	6	6	4	5.97	3	4.5
26/03/2010	6	6	5.85	6	6	4	5.97	3	4.5
27/03/2010	6	6	5.85	6	6	4	5.97	3	4.5
28/03/2010	6	6	5.85	6	6	4	5.97	3	4.5
29/03/2010	6	6	5.85	6	6	4	5.97	3	4.5
30/03/2010	6	6	5.85	6	6	4	5.97	3	4.5
31/03/2010	6	6	5.85	6	6	4	5.97	3	4.5
1/04/2010	6	6	5.85	6	6	4	5.97	3	4.5
2/04/2010	6	6	5.85	6	6	4	5.97	3	4.5
3/04/2010	6	6	5.85	6	6	4	5.97	3	4.5
4/04/2010	6	6	5.85	6	6	4	5.97	3	4.5
5/04/2010	6	6	5.85	6	6	4	5.97	3	4.5
6/04/2010	6	6	5.85	6	6	4.25	5.97	3	4.5
7/04/2010	6	6	5.85	6	6	4.25	5.97	3	4.5
8/04/2010	6	6	5.85	6	6	4.25	5.97	3	4.5
9/04/2010	6	6	5.85	6	6	4.25	5.97	3	4.5
10/04/2010	6	6	5.85	6	6	4.25	5.97	3	4.5
11/04/2010	6	6	5.85	6	6	4.25	5.97	3	4.5
12/04/2010	6	6	5.85	6	6	4.25	5.97	3	4.5
13/04/2010	6	6	5.85	6	6	4.25	5.97	3	4.5
14/04/2010	6	6	5.85	6	6	4.25	5.97	3	4.5
15/04/2010	6	6	5.85	6	6	4.25	5.97	3	4.5
16/04/2010	6	6	5.85	6	6	4.25	5.97	3	4.5
17/04/2010	6	6	5.85	6	6	4.25	5.97	3	4.5
18/04/2010	6	6	5.85	6	6	4.25	5.97	3	4.5
19/04/2010	6	6	5.85	6	6	4.25	5.97	3	4.5
20/04/2010	6	6	5.85	6	6	4.25	5.97	3	4.5
21/04/2010	6	6	5.85	6	6	4.25	5.97	3	4.5
22/04/2010	6	6	5.85	6	6	4.25	5.97	3	4.5
23/04/2010	6	6	5.85	6	6	4.25	5.97	3	4.5

24/04/2010	6	6	5.85	6	6	4.25	5.97	3	4.5
25/04/2010	6	6	5.85	6	6	4.25	5.97	3	4.5
26/04/2010	6	6	5.85	6	6	4.25	5.97	3	4.5
27/04/2010	6	6	5.85	6	6	4.25	5.97	3	4.5
28/04/2010	6	6	5.85	6	6	4.25	5.97	3	4.5
29/04/2010	6	6	5.85	6	6	4.25	5.97	3	4.5
30/04/2010	6	6	5.85	6	6	4.25	5.97	3	4.5
1/05/2010	6	6	5.85	6	6	4.25	5.97	3	4.5
2/05/2010	6	6	5.85	6	6	4.25	5.97	3	4.5
3/05/2010	6	6	5.85	6	6	4.25	5.97	3	4.5
4/05/2010	6	6	5.85	6	6	4.25	5.97	3	4.5
5/05/2010	5.87	6	5.85	6	6	4.5	5.944	3	4.5
6/05/2010	5.87	6	5.85	6	6	4.5	5.944	3	4.5
7/05/2010	5.87	6	5.85	6	6	4.5	5.944	3	4.5
8/05/2010	5.87	6	5.85	6	6	4.5	5.944	3	4.5
9/05/2010	5.87	6	5.85	6	6	4.5	5.944	3	4.5
10/05/2010	5.87	6	5.85	6	6	4.5	5.944	3	4.5
11/05/2010	5.87	6	5.85	6	6	4.5	5.944	3	4.5
12/05/2010	5.87	6	5.85	6	6	4.5	5.944	3	4.5
13/05/2010	5.87	6	5.85	6	6	4.5	5.944	3	4.5
14/05/2010	5.87	6	5.85	6	6	4.5	5.944	3	4.5
15/05/2010	5.87	6	5.85	6	6	4.5	5.944	3	4.5
16/05/2010	5.87	6	5.85	6	6	4.5	5.944	3	4.5
17/05/2010	5.87	6	5.85	6	6	4.5	5.944	3	4.5
18/05/2010	5.87	6	5.85	6	6	4.5	5.944	3	4.5
19/05/2010	5.87	6	5.85	6	6	4.5	5.944	3	4.5
20/05/2010	5.87	6	5.85	6	6	4.5	5.944	3	4.5
21/05/2010	5.87	6	5.85	6	6	4.5	5.944	3	4.5
22/05/2010	5.87	6	5.85	6	6	4.5	5.944	3	4.5
23/05/2010	5.87	6	5.85	6	6	4.5	5.944	3	4.5
24/05/2010	5.87	6	5.85	6	6	4.5	5.944	3	4.5
25/05/2010	5.87	6	5.85	6	6	4.5	5.944	3	4.5
26/05/2010	5.87	6	5.85	6	6	4.5	5.944	3	4.5
27/05/2010	5.87	6	5.85	6	6	4.5	5.944	3	4.5
28/05/2010	5.87	6	5.85	6	6	4.5	5.944	3	4.5
29/05/2010	5.87	6	5.85	6	6	4.5	5.944	3	4.5
30/05/2010	5.87	6	5.85	6	6	4.5	5.944	3	4.5
31/05/2010	5.87	6	5.85	6	6	4.5	5.944	3	4.5
1/06/2010	6	6	5.85	6	6	4.5	5.97	3	4.5
2/06/2010	6	6	5.85	6	6	4.5	5.97	3	4.5
3/06/2010	6	6	5.85	6	6	4.5	5.97	3	4.5
4/06/2010	6	6	5.85	6	6	4.5	5.97	3	4.5
5/06/2010	6	6	5.85	6	6	4.5	5.97	3	4.5
6/06/2010	6	6	5.85	6	6	4.5	5.97	3	4.5
7/06/2010	6	6	5.85	6	6	4.5	5.97	3	4.5
8/06/2010	6	6	5.85	6	6	4.5	5.97	3	4.5
9/06/2010	6	6	5.85	6	6	4.5	5.97	3	4.5
10/06/2010	6	6	5.85	6	6	4.5	5.97	3	4.5
11/06/2010	6	6	5.85	6	6	4.5	5.97	3	4.5
12/06/2010	6	6	5.85	6	6	4.5	5.97	3	4.5
13/06/2010	6	6	5.85	6	6	4.5	5.97	3	4.5
14/06/2010	6	6	5.85	6	6	4.5	5.97	3	4.5
15/06/2010	6	6	5.85	6	6	4.5	5.97	3	4.5
16/06/2010	6	6	5.85	6	6	4.5	5.97	3	4.5
17/06/2010	6	6	5.85	6	6	4.5	5.97	3	4.5
18/06/2010	6	6	5.85	6	6	4.5	5.97	3	4.5
19/06/2010	6	6	5.85	6	6	4.5	5.97	3	4.5
20/06/2010	6	6	5.85	6	6	4.5	5.97	3	4.5
21/06/2010	6	6	5.85	6	6	4.5	5.97	3	4.5
22/06/2010	6	6	5.85	6	6	4.5	5.97	3	4.5
23/06/2010	6	6	5.85	6	6	4.5	5.97	3	4.5
24/06/2010	6	6	5.85	6	6	4.5	5.97	3	4.5
25/06/2010	6	6	5.85	6	6	4.5	5.97	3	4.5
26/06/2010	6	6	5.85	6	6	4.5	5.97	3	4.5
27/06/2010	6	6	5.85	6	6	4.5	5.97	3	4.5
28/06/2010	6	6	5.85	6	6	4.5	5.97	3	4.5
29/06/2010	6	6	5.85	6	6	4.5	5.97	3	4.5
30/06/2010	6	6	5.85	6	6	4.5	5.97	3	4.5
1/07/2010	6	6	5.85	6	6	4.5	5.97	3	4.5
2/07/2010	6	6	5.85	6	6	4.5	5.97	3	4.5
3/07/2010	6	6	5.85	6	6	4.5	5.97	3	4.5

3/06/2013	3.93	4	4.05	4.05	3.75	2.75	3.956	2.5	4
4/06/2013	3.93	4	3.95	4.05	3.75	2.75	3.936	2.5	4
5/06/2013	3.93	4	3.95	4.05	3.75	2.75	3.936	2.5	4
6/06/2013	3.93	4	3.95	4.05	3.75	2.75	3.936	2.5	4
7/06/2013	3.93	4	3.95	4.05	3.75	2.75	3.936	2.5	4
8/06/2013	3.93	4	3.95	4.05	3.75	2.75	3.936	2.5	4
9/06/2013	3.93	4	3.95	4.05	3.75	2.75	3.936	2.5	4
10/06/2013	3.93	4	3.95	4.05	3.75	2.75	3.936	2.5	4
11/06/2013	3.93	3.75	3.95	4.05	3.75	2.75	3.886	2.5	4
12/06/2013	3.72	3.75	3.95	4.05	3.75	2.75	3.844	2.5	4

CMA Accounts

	ANZ	CBA	NAB	St George	Westpac	OIR	Top 5 Avg
13/10/2008	6	6	5	3.45	5.55	6	5.2
14/10/2008	5	5	5	3.45	4.55	6	4.6
15/10/2008	5	5	5	3.45	4.55	6	4.6
16/10/2008	5	5	5	3.45	4.55	6	4.6
17/10/2008	5	5	5	3.45	4.55	6	4.6
18/10/2008	5	5	5	3.45	4.55	6	4.6
19/10/2008	5	5	5	3.45	4.55	6	4.6
20/10/2008	5	5	5	3.45	4.55	6	4.6
21/10/2008	5	5	5	3.45	4.55	6	4.6
22/10/2008	5	5	5	3.45	4.55	6	4.6
23/10/2008	5	5	5	3.45	4.55	6	4.6
24/10/2008	5	5	5	3.45	4.55	6	4.6
25/10/2008	5	5	5	3.45	4.55	6	4.6
26/10/2008	5	5	5	3.45	4.55	6	4.6
27/10/2008	5	5	5	3.45	4.55	6	4.6
28/10/2008	5	5	5	3.45	4.55	6	4.6
29/10/2008	5	5	5	3.45	4.55	6	4.6
30/10/2008	5	5	5	3.45	4.55	6	4.6
31/10/2008	5	5	5	3.45	4.55	6	4.6
1/11/2008	5	5	5	3.45	4.55	6	4.6
2/11/2008	5	5	5	3.45	4.55	6	4.6
3/11/2008	5	5	5	3.45	4.55	6	4.6
4/11/2008	5	5	5	3.45	4.55	6	4.6
5/11/2008	5	5	5	3.45	4.55	5.25	4.6
6/11/2008	5	5	4.25	3.45	4.55	5.25	4.45
7/11/2008	5	5	4.25	3.45	4.55	5.25	4.45
8/11/2008	5	5	4.25	3.45	4.55	5.25	4.45
9/11/2008	5	5	4.25	3.45	4.55	5.25	4.45
10/11/2008	5	5	4.25	3.45	4.05	5.25	4.35
11/11/2008	5	5	4.25	3.45	4.05	5.25	4.35
12/11/2008	4.25	5	4.25	3.45	4.05	5.25	4.2
13/11/2008	4.25	4.25	4.25	3.45	4.05	5.25	4.05
14/11/2008	4.25	4.25	4.25	2.7	4.05	5.25	3.9
15/11/2008	4.25	4.25	4.25	2.7	4.05	5.25	3.9
16/11/2008	4.25	4.25	4.25	2.7	4.05	5.25	3.9
17/11/2008	4.25	4.25	4.25	2.7	4.05	5.25	3.9
18/11/2008	4.25	4.25	4.25	2.7	4.05	5.25	3.9
19/11/2008	4.25	4.25	4.25	2.7	4.05	5.25	3.9
20/11/2008	4.25	4.25	4.25	2.7	4.05	5.25	3.9
21/11/2008	4.25	4.25	4.25	2.7	4.05	5.25	3.9
22/11/2008	4.25	4.25	4.25	2.7	4.05	5.25	3.9
23/11/2008	4.25	4.25	4.25	2.7	4.05	5.25	3.9
24/11/2008	4.25	4.25	4.25	2.7	4.05	5.25	3.9
25/11/2008	4.25	4.25	4.25	2.7	4.05	5.25	3.9
26/11/2008	4.25	4.25	4.25	2.7	4.05	5.25	3.9
27/11/2008	4.25	4.25	4.25	2.7	4.05	5.25	3.9
28/11/2008	4.25	4.25	4.25	2.7	4.05	5.25	3.9
29/11/2008	4.25	4.25	4.25	2.7	4.05	5.25	3.9
30/11/2008	4.25	4.25	4.25	2.7	4.05	5.25	3.9
1/12/2008	4.25	4.25	4.25	2.7	4.05	5.25	3.9
2/12/2008	4.25	4.25	4.25	2.7	4.05	5.25	3.9
3/12/2008	4.25	4.25	4.25	2.7	4.05	4.25	3.9
4/12/2008	4.25	4.25	3.25	2.7	3.05	4.25	3.5
5/12/2008	3	4.25	3.25	2.7	3.05	4.25	3.25
6/12/2008	3	4.25	3.25	2.7	3.05	4.25	3.25
7/12/2008	3	4.25	3.25	2.7	3.05	4.25	3.25
8/12/2008	3	4.25	3.25	2	3.05	4.25	3.11
9/12/2008	3	4.25	3.25	2	3.05	4.25	3.11

10/12/2008	3	4.25	3.25	2	3.05	4.25	3.11
11/12/2008	3	4.25	3.25	2	3.05	4.25	3.11
12/12/2008	3	4.25	3.25	2	3.05	4.25	3.11
13/12/2008	3	4.25	3.25	2	3.05	4.25	3.11
14/12/2008	3	4.25	3.25	2	3.05	4.25	3.11
15/12/2008	3	4.25	3.25	2	3.05	4.25	3.11
16/12/2008	3	4.25	3.25	2	3.05	4.25	3.11
17/12/2008	3	4.25	3.25	2	3.05	4.25	3.11
18/12/2008	3	4.25	3.25	2	3.05	4.25	3.11
19/12/2008	3	4.25	3.25	2	3.05	4.25	3.11
20/12/2008	3	4.25	3.25	2	3.05	4.25	3.11
21/12/2008	3	4.25	3.25	2	3.05	4.25	3.11
22/12/2008	3	4.25	3.25	2	3.05	4.25	3.11
23/12/2008	3	4.25	3.25	2	3.05	4.25	3.11
24/12/2008	3	4.25	3.25	2	3.05	4.25	3.11
25/12/2008	3	4.25	3.25	2	3.05	4.25	3.11
26/12/2008	3	4.25	3.25	2	3.05	4.25	3.11
27/12/2008	3	4.25	3.25	2	3.05	4.25	3.11
28/12/2008	3	4.25	3.25	2	3.05	4.25	3.11
29/12/2008	3	4.25	3.25	2	3.05	4.25	3.11
30/12/2008	3	4.25	3.25	2	3.05	4.25	3.11
31/12/2008	3	4.25	3.25	2	3.05	4.25	3.11
1/01/2009	3	4.25	3.25	2	3.05	4.25	3.11
2/01/2009	3	4.25	3.25	2	3.05	4.25	3.11
3/01/2009	3	4.25	3.25	2	3.05	4.25	3.11
4/01/2009	3	4.25	3.25	2	3.05	4.25	3.11
5/01/2009	3	4.25	3.25	2	3.05	4.25	3.11
6/01/2009	3	4.25	3.25	2	3.05	4.25	3.11
7/01/2009	3	4.25	3.25	2	3.05	4.25	3.11
8/01/2009	3	3.25	3.25	2	3.05	4.25	2.91
9/01/2009	3	3.25	3.25	2	3.05	4.25	2.91
10/01/2009	3	3.25	3.25	2	3.05	4.25	2.91
11/01/2009	3	3.25	3.25	2	3.05	4.25	2.91
12/01/2009	3	3.25	3.25	2	3.05	4.25	2.91
13/01/2009	3	3.25	3.25	2	3.05	4.25	2.91
14/01/2009	3	3.25	3.25	2	3.05	4.25	2.91
15/01/2009	3	3.25	3.25	2	3.05	4.25	2.91
16/01/2009	3	3.25	3.25	2	3.05	4.25	2.91
17/01/2009	3	3.25	3.25	2	3.05	4.25	2.91
18/01/2009	3	3.25	3.25	2	3.05	4.25	2.91
19/01/2009	3	3.25	3.25	2	3.05	4.25	2.91
20/01/2009	3	3.25	3.25	2	3.05	4.25	2.91
21/01/2009	3	3.25	3.25	2	3.05	4.25	2.91
22/01/2009	3	3.25	3.25	2	3.05	4.25	2.91
23/01/2009	3	3.25	3.25	2	3.05	4.25	2.91
24/01/2009	3	3.25	3.25	2	3.05	4.25	2.91
25/01/2009	3	3.25	3.25	2	3.05	4.25	2.91
26/01/2009	3	3.25	3.25	2	3.05	4.25	2.91
27/01/2009	3	3.25	3.25	2	3.05	4.25	2.91
28/01/2009	3	3.25	3.25	2	3.05	4.25	2.91
29/01/2009	3	3.25	3.25	2	3.05	4.25	2.91
30/01/2009	3	3.25	3.25	2	3.05	4.25	2.91
31/01/2009	3	3.25	3.25	2	3.05	4.25	2.91
1/02/2009	3	3.25	3.25	2	3.05	4.25	2.91
2/02/2009	3	3.25	3.25	2	3.05	4.25	2.91
3/02/2009	3	3.25	3.25	2	3.05	4.25	2.91
4/02/2009	3	3.25	3.25	2	3.05	3.25	2.91
5/02/2009	3	3.25	2.25	2	2.05	3.25	2.51
6/02/2009	2	3.25	2.25	2	2.05	3.25	2.31
7/02/2009	2	3.25	2.25	2	2.05	3.25	2.31
8/02/2009	2	3.25	2.25	2	2.05	3.25	2.31

9/02/2009	2	3.25	2.25	2	2.05	3.25	2.31
10/02/2009	2	3.25	2.25	2	2.05	3.25	2.31
11/02/2009	2	3.25	2.25	2	2.05	3.25	2.31
12/02/2009	2	3.25	2.25	2	2.05	3.25	2.31
13/02/2009	2	3.25	2.25	2	2.05	3.25	2.31
14/02/2009	2	3.25	2.25	2	2.05	3.25	2.31
15/02/2009	2	3.25	2.25	2	2.05	3.25	2.31
16/02/2009	2	3.25	2.25	2	2.05	3.25	2.31
17/02/2009	2	3.25	2.25	2	2.05	3.25	2.31
18/02/2009	2	3.25	2.25	2	2.05	3.25	2.31
19/02/2009	2	2.25	2.25	2	2.05	3.25	2.11
20/02/2009	2	2.25	2.25	2	2.05	3.25	2.11
21/02/2009	2	2.25	2.25	2	2.05	3.25	2.11
22/02/2009	2	2.25	2.25	2	2.05	3.25	2.11
23/02/2009	2	2.25	2.25	2	2.05	3.25	2.11
24/02/2009	2	2.25	2.25	2	2.05	3.25	2.11
25/02/2009	2	2.25	2.25	2	2.05	3.25	2.11
26/02/2009	2	2.25	2.25	2	2.05	3.25	2.11
27/02/2009	2	2.25	2.25	2	2.05	3.25	2.11
28/02/2009	2	2.25	2.25	2	2.05	3.25	2.11
1/03/2009	2	2.25	2.25	2	2.05	3.25	2.11
2/03/2009	2	2.25	2.25	2	2.05	3.25	2.11
3/03/2009	2	2.25	2.25	2	2.05	3.25	2.11
4/03/2009	2	2.25	2.25	2	2.05	3.25	2.11
5/03/2009	2	2.25	2.25	2	2.05	3.25	2.11
6/03/2009	2	2.25	2.25	2	2.05	3.25	2.11
7/03/2009	2	2.25	2.25	2	2.05	3.25	2.11
8/03/2009	2	2.25	2.25	2	2.05	3.25	2.11
9/03/2009	2	2.25	2.25	2	2.05	3.25	2.11
10/03/2009	2	2.25	2.25	2	2.05	3.25	2.11
11/03/2009	2	2.25	2.25	2	2.05	3.25	2.11
12/03/2009	2	2.25	2.25	2	2.05	3.25	2.11
13/03/2009	2	2.25	2.25	2	2.05	3.25	2.11
14/03/2009	2	2.25	2.25	2	2.05	3.25	2.11
15/03/2009	2	2.25	2.25	2	2.05	3.25	2.11
16/03/2009	2	2.25	2.25	2	2.05	3.25	2.11
17/03/2009	2	2.25	2.25	2	2.05	3.25	2.11
18/03/2009	2	2.25	2.25	2	2.05	3.25	2.11
19/03/2009	2	2.25	2.25	2	2.05	3.25	2.11
20/03/2009	2	2.25	2.25	2	2.05	3.25	2.11
21/03/2009	2	2.25	2.25	2	2.05	3.25	2.11
22/03/2009	2	2.25	2.25	2	2.05	3.25	2.11
23/03/2009	2	2.25	2.25	2	2.05	3.25	2.11
24/03/2009	2	2.25	2.25	2	2.05	3.25	2.11
25/03/2009	2	2.25	2.25	2	2.05	3.25	2.11
26/03/2009	2	2.25	2.25	2	2.05	3.25	2.11
27/03/2009	2	2.25	2.25	2	2.05	3.25	2.11
28/03/2009	2	2.25	2.25	2	2.05	3.25	2.11
29/03/2009	2	2.25	2.25	2	2.05	3.25	2.11
30/03/2009	2	2.25	2.25	2	2.05	3.25	2.11
31/03/2009	2	2.25	2.25	2	2.05	3.25	2.11
1/04/2009	2	2.25	2.25	2	2.05	3.25	2.11
2/04/2009	2	2.25	2.25	2	2.05	3.25	2.11
3/04/2009	2	2.25	2.25	2	2.05	3.25	2.11
4/04/2009	2	2.25	2.25	2	2.05	3.25	2.11
5/04/2009	2	2.25	2.25	2	2.05	3.25	2.11
6/04/2009	2	2.25	2.25	2	2.05	3.25	2.11
7/04/2009	2	2.25	2.25	2	2.05	3	2.11
8/04/2009	2	2.25	2.25	2	2.05	3	2.11
9/04/2009	2	2.25	2.25	2	2.05	3	2.11
10/04/2009	2	2.25	2.25	2	2.05	3	2.11

11/04/2009	2	2.25	2.25	2	2.05	3	2.11
12/04/2009	2	2.25	2.25	2	2.05	3	2.11
13/04/2009	2	2.25	2.25	2	2.05	3	2.11
14/04/2009	2	2.25	2.25	2	2.05	3	2.11
15/04/2009	2	2.25	2.25	2	2.05	3	2.11
16/04/2009	2	2.25	2	0.75	1.8	3	1.76
17/04/2009	2	2.25	2	0.75	1.8	3	1.76
18/04/2009	2	2.25	2	0.75	1.8	3	1.76
19/04/2009	2	2.25	2	0.75	1.8	3	1.76
20/04/2009	2	2.25	2	0.75	1.8	3	1.76
21/04/2009	2	2.25	2	0.75	1.8	3	1.76
22/04/2009	2	2.25	2	0.75	1.8	3	1.76
23/04/2009	2	2.25	2	0.75	1.8	3	1.76
24/04/2009	2	2.25	2	0.75	1.8	3	1.76
25/04/2009	2	2.25	2	0.75	1.8	3	1.76
26/04/2009	2	2.25	2	0.75	1.8	3	1.76
27/04/2009	2	2.25	2	0.75	1.8	3	1.76
28/04/2009	2	2.25	2	0.75	1.8	3	1.76
29/04/2009	2	2.25	2	0.75	1.8	3	1.76
30/04/2009	2	2.25	2	0.75	1.8	3	1.76
1/05/2009	2	2.25	2	0.75	1.8	3	1.76
2/05/2009	2	2.25	2	0.75	1.8	3	1.76
3/05/2009	2	2.25	2	0.75	1.8	3	1.76
4/05/2009	2	2.25	2	0.75	1.8	3	1.76
5/05/2009	2	2.25	2	0.75	1.8	3	1.76
6/05/2009	2	2.25	2	0.75	1.8	3	1.76
7/05/2009	2	2.25	2	0.75	1.8	3	1.76
8/05/2009	2	2.25	2	0.75	1.8	3	1.76
9/05/2009	2	2.25	2	0.75	1.8	3	1.76
10/05/2009	2	2.25	2	0.75	1.8	3	1.76
11/05/2009	2	2.25	2	0.75	1.8	3	1.76
12/05/2009	2	2.25	2	0.75	1.8	3	1.76
13/05/2009	2	2.25	2	0.75	1.8	3	1.76
14/05/2009	2	2.25	2	0.75	1.8	3	1.76
15/05/2009	2	2.25	2	0.75	1.8	3	1.76
16/05/2009	2	2.25	2	0.75	1.8	3	1.76
17/05/2009	2	2.25	2	0.75	1.8	3	1.76
18/05/2009	2	2.25	2	0.75	1.8	3	1.76
19/05/2009	2	2.25	2	0.75	1.8	3	1.76
20/05/2009	2	2.25	2	0.75	1.8	3	1.76
21/05/2009	2	2.25	2	0.75	1.8	3	1.76
22/05/2009	2	2.25	2	0.75	1.8	3	1.76
23/05/2009	2	2.25	2	0.75	1.8	3	1.76
24/05/2009	2	2.25	2	0.75	1.8	3	1.76
25/05/2009	2	2.25	2	0.75	1.8	3	1.76
26/05/2009	2	2.25	2	0.75	1.8	3	1.76
27/05/2009	2	2.25	2	0.75	1.8	3	1.76
28/05/2009	2	2.25	2	0.75	1.8	3	1.76
29/05/2009	2	2	2	0.75	1.8	3	1.71
30/05/2009	2	2	2	0.75	1.8	3	1.71
31/05/2009	2	2	2	0.75	1.8	3	1.71
1/06/2009	2	2	2	0.75	1.8	3	1.71
2/06/2009	2	2	2	0.75	1.8	3	1.71
3/06/2009	2	2	2	0.75	1.8	3	1.71
4/06/2009	2	2	2	0.75	1.8	3	1.71
5/06/2009	2	2	2	0.75	1.8	3	1.71
6/06/2009	2	2	2	0.75	1.8	3	1.71
7/06/2009	2	2	2	0.75	1.8	3	1.71
8/06/2009	2	2	2	0.75	1.8	3	1.71
9/06/2009	2	2	2	0.75	1.8	3	1.71
10/06/2009	2	2	2	0.75	1.8	3	1.71

11/06/2009	2	2	2	0.75	1.8	3	1.71
12/06/2009	2	2	2	0.75	1.8	3	1.71
13/06/2009	2	2	2	0.75	1.8	3	1.71
14/06/2009	2	2	2	0.75	1.8	3	1.71
15/06/2009	2	2	2	0.75	1.8	3	1.71
16/06/2009	2	2	2	0.75	1.8	3	1.71
17/06/2009	2	2	2	0.75	1.8	3	1.71
18/06/2009	2	2	2	0.75	1.8	3	1.71
19/06/2009	2	2	2	0.75	1.8	3	1.71
20/06/2009	2	2	2	0.75	1.8	3	1.71
21/06/2009	2	2	2	0.75	1.8	3	1.71
22/06/2009	2	2	2	0.75	1.8	3	1.71
23/06/2009	2	2	2	0.75	1.8	3	1.71
24/06/2009	2	2	2	0.75	1.8	3	1.71
25/06/2009	2	2	2	0.75	1.8	3	1.71
26/06/2009	2	2	2	0.75	1.8	3	1.71
27/06/2009	2	2	2	0.75	1.8	3	1.71
28/06/2009	2	2	2	0.75	1.8	3	1.71
29/06/2009	2	2	2	0.75	1.8	3	1.71
30/06/2009	2	2	2	0.75	1.8	3	1.71
1/07/2009	2	2	2	0.75	1.8	3	1.71
2/07/2009	2	2	2	0.75	1.8	3	1.71
3/07/2009	2	2	2	0.75	1.8	3	1.71
4/07/2009	2	2	2	0.75	1.8	3	1.71
5/07/2009	2	2	2	0.75	1.8	3	1.71
6/07/2009	2	2	2	0.75	1.8	3	1.71
7/07/2009	2	2	2	0.75	1.8	3	1.71
8/07/2009	2	2	2	0.75	1.8	3	1.71
9/07/2009	2	2	2	0.75	1.8	3	1.71
10/07/2009	2	2	2	0.75	1.8	3	1.71
11/07/2009	2	2	2	0.75	1.8	3	1.71
12/07/2009	2	2	2	0.75	1.8	3	1.71
13/07/2009	2	2	2	0.75	1.8	3	1.71
14/07/2009	2	2	2	0.75	1.8	3	1.71
15/07/2009	2	2	2	0.75	1.8	3	1.71
16/07/2009	2	2	2	0.75	1.8	3	1.71
17/07/2009	2	2	2	0.75	1.8	3	1.71
18/07/2009	2	2	2	0.75	1.8	3	1.71
19/07/2009	2	2	2	0.75	1.8	3	1.71
20/07/2009	2	2	2	0.75	1.8	3	1.71
21/07/2009	2	2	2	0.75	1.8	3	1.71
22/07/2009	2	2	2	0.75	1.8	3	1.71
23/07/2009	2	2	2	0.75	1.8	3	1.71
24/07/2009	2	2	2	0.75	1.8	3	1.71
25/07/2009	2	2	2	0.75	1.8	3	1.71
26/07/2009	2	2	2	0.75	1.8	3	1.71
27/07/2009	2	2	2	0.75	1.8	3	1.71
28/07/2009	2	2	2	0.75	1.8	3	1.71
29/07/2009	2	2	2	0.75	1.8	3	1.71
30/07/2009	2	2	2	0.75	1.8	3	1.71
31/07/2009	2	2	2	0.75	1.8	3	1.71
1/08/2009	2	2	2	0.75	1.8	3	1.71
2/08/2009	2	2	2	0.75	1.8	3	1.71
3/08/2009	2	2	2	0.75	1.8	3	1.71
4/08/2009	2	2	2	0.75	1.8	3	1.71
5/08/2009	2	2	2	0.75	1.8	3	1.71
6/08/2009	2	2	2	0.75	1.8	3	1.71
7/08/2009	2	2	2	0.75	1.8	3	1.71
8/08/2009	2	2	2	0.75	1.8	3	1.71
9/08/2009	2	2	2	0.75	1.8	3	1.71
10/08/2009	2	2	2	0.75	1.8	3	1.71

11/08/2009	2	2	2	0.75	1.8	3	1.71
12/08/2009	2	2	2	0.75	1.8	3	1.71
13/08/2009	2	2	2	0.75	1.8	3	1.71
14/08/2009	2	2	2	0.75	1.8	3	1.71
15/08/2009	2	2	2	0.75	1.8	3	1.71
16/08/2009	2	2	2	0.75	1.8	3	1.71
17/08/2009	2	2	2	0.75	1.8	3	1.71
18/08/2009	2	2	2	0.75	1.8	3	1.71
19/08/2009	2	2	2	0.75	1.8	3	1.71
20/08/2009	2	2	2	0.75	1.8	3	1.71
21/08/2009	2	2	2	0.75	1.8	3	1.71
22/08/2009	2	2	2	0.75	1.8	3	1.71
23/08/2009	2	2	2	0.75	1.8	3	1.71
24/08/2009	2	2	2	0.75	1.8	3	1.71
25/08/2009	2	2	2	0.75	1.8	3	1.71
26/08/2009	2	2	2	0.75	1.8	3	1.71
27/08/2009	2	2	2	0.75	1.8	3	1.71
28/08/2009	2	2	2	0.75	1.8	3	1.71
29/08/2009	2	2	2	0.75	1.8	3	1.71
30/08/2009	2	2	2	0.75	1.8	3	1.71
31/08/2009	2	2	2	0.75	1.8	3	1.71
1/09/2009	2	2	2	0.75	1.8	3	1.71
2/09/2009	2	2	2	0.75	1.8	3	1.71
3/09/2009	2	2	2	0.75	1.8	3	1.71
4/09/2009	2	2	2	0.75	1.8	3	1.71
5/09/2009	2	2	2	0.75	1.8	3	1.71
6/09/2009	2	2	2	0.75	1.8	3	1.71
7/09/2009	2	2	2	0.75	1.8	3	1.71
8/09/2009	2	2	2	0.75	1.8	3	1.71
9/09/2009	2	2	2	0.75	1.8	3	1.71
10/09/2009	2	2	2	0.75	1.8	3	1.71
11/09/2009	2	2	2	0.75	1.8	3	1.71
12/09/2009	2	2	2	0.75	1.8	3	1.71
13/09/2009	2	2	2	0.75	1.8	3	1.71
14/09/2009	2	2	2	0.75	1.8	3	1.71
15/09/2009	2	2	2	0.75	1.8	3	1.71
16/09/2009	2	2	2	0.75	1.8	3	1.71
17/09/2009	2	2	2	0.75	1.8	3	1.71
18/09/2009	2	2	2	0.75	1.8	3	1.71
19/09/2009	2	2	2	0.75	1.8	3	1.71
20/09/2009	2	2	2	0.75	1.8	3	1.71
21/09/2009	2	2	2	0.75	1.8	3	1.71
22/09/2009	2	2	2	0.75	1.8	3	1.71
23/09/2009	2	2	2	0.75	1.8	3	1.71
24/09/2009	2	2	2	0.75	1.8	3	1.71
25/09/2009	2	2	2	0.75	1.8	3	1.71
26/09/2009	2	2	2	0.75	1.8	3	1.71
27/09/2009	2	2	2	0.75	1.8	3	1.71
28/09/2009	2	2	2	0.75	1.8	3	1.71
29/09/2009	2	2	2	0.75	1.8	3	1.71
30/09/2009	2	2	2	0.75	1.8	3	1.71
1/10/2009	2	2	2	0.75	1.8	3	1.71
2/10/2009	2	2	2	0.75	1.8	3	1.71
3/10/2009	2	2	2	0.75	1.8	3	1.71
4/10/2009	2	2	2	0.75	1.8	3	1.71
5/10/2009	2	2	2	0.75	1.8	3	1.71
6/10/2009	2	2	2	0.75	1.8	3.25	1.71
7/10/2009	2	2	2	0.75	1.8	3.25	1.71
8/10/2009	2	2	2	0.75	1.8	3.25	1.71
9/10/2009	2	2	2	0.75	1.8	3.25	1.71
10/10/2009	2	2	2	0.75	1.8	3.25	1.71

11/10/2009	2	2	2	0.75	1.8	3.25	1.71
12/10/2009	2	2.2	2.25	0.75	2.05	3.25	1.85
13/10/2009	2	2.2	2.25	0.75	2.05	3.25	1.85
14/10/2009	2	2.2	2.25	0.75	2.05	3.25	1.85
15/10/2009	2	2.2	2.25	0.75	2.05	3.25	1.85
16/10/2009	2	2.2	2.25	0.75	2.05	3.25	1.85
17/10/2009	2	2.2	2.25	0.75	2.05	3.25	1.85
18/10/2009	2	2.2	2.25	0.75	2.05	3.25	1.85
19/10/2009	2.25	2.2	2.25	0.75	2.05	3.25	1.9
20/10/2009	2.25	2.2	2.25	0.75	2.05	3.25	1.9
21/10/2009	2.25	2.2	2.25	0.75	2.05	3.25	1.9
22/10/2009	2.25	2.2	2.25	0.75	2.05	3.25	1.9
23/10/2009	2.25	2.2	2.25	0.75	2.05	3.25	1.9
24/10/2009	2.25	2.2	2.25	0.75	2.05	3.25	1.9
25/10/2009	2.25	2.2	2.25	0.75	2.05	3.25	1.9
26/10/2009	2.25	2.2	2.25	0.75	2.05	3.25	1.9
27/10/2009	2.25	2.2	2.25	0.75	2.05	3.25	1.9
28/10/2009	2.25	2.2	2.25	0.75	2.05	3.25	1.9
29/10/2009	2.25	2.2	2.25	0.75	2.05	3.25	1.9
30/10/2009	2.25	2.2	2.25	0.75	2.05	3.25	1.9
31/10/2009	2.25	2.2	2.25	0.75	2.05	3.25	1.9
1/11/2009	2.25	2.2	2.25	0.75	2.05	3.25	1.9
2/11/2009	2.25	2.2	2.25	0.75	2.05	3.25	1.9
3/11/2009	2.25	2.2	2.25	0.75	2.05	3.5	1.9
4/11/2009	2.25	2.2	2.25	0.75	2.05	3.5	1.9
5/11/2009	2.25	2.2	2.25	0.75	2.05	3.5	1.9
6/11/2009	2.25	2.2	2.25	0.75	2.05	3.5	1.9
7/11/2009	2.25	2.2	2.25	0.75	2.05	3.5	1.9
8/11/2009	2.25	2.2	2.25	0.75	2.05	3.5	1.9
9/11/2009	2.5	2.45	2.5	0.75	2.3	3.5	2.1
10/11/2009	2.5	2.45	2.5	0.75	2.3	3.5	2.1
11/11/2009	2.5	2.45	2.5	0.75	2.3	3.5	2.1
12/11/2009	2.5	2.45	2.5	0.75	2.3	3.5	2.1
13/11/2009	2.5	2.45	2.5	0.75	2.3	3.5	2.1
14/11/2009	2.5	2.45	2.5	0.75	2.3	3.5	2.1
15/11/2009	2.5	2.45	2.5	0.75	2.3	3.5	2.1
16/11/2009	2.5	2.45	2.5	0.75	2.3	3.5	2.1
17/11/2009	2.5	2.45	2.5	0.75	2.3	3.5	2.1
18/11/2009	2.5	2.45	2.5	0.75	2.3	3.5	2.1
19/11/2009	2.5	2.45	2.5	0.75	2.3	3.5	2.1
20/11/2009	2.5	2.45	2.5	0.75	2.3	3.5	2.1
21/11/2009	2.5	2.45	2.5	0.75	2.3	3.5	2.1
22/11/2009	2.5	2.45	2.5	0.75	2.3	3.5	2.1
23/11/2009	2.5	2.45	2.5	0.75	2.3	3.5	2.1
24/11/2009	2.5	2.45	2.5	0.75	2.3	3.5	2.1
25/11/2009	2.5	2.45	2.5	0.75	2.3	3.5	2.1
26/11/2009	2.5	2.45	2.5	0.75	2.3	3.5	2.1
27/11/2009	2.5	2.45	2.5	0.75	2.3	3.5	2.1
28/11/2009	2.5	2.45	2.5	0.75	2.3	3.5	2.1
29/11/2009	2.5	2.45	2.5	0.75	2.3	3.5	2.1
30/11/2009	2.5	2.45	2.5	0.75	2.3	3.5	2.1
1/12/2009	2.5	2.45	2.5	0.75	2.3	3.75	2.1
2/12/2009	2.5	2.45	2.5	0.75	2.3	3.75	2.1
3/12/2009	2.5	2.45	2.5	0.75	2.3	3.75	2.1
4/12/2009	2.5	2.45	2.75	0.75	2.3	3.75	2.15
5/12/2009	2.5	2.45	2.75	1.01	2.3	3.75	2.202
6/12/2009	2.5	2.95	2.75	1.01	2.3	3.75	2.302
7/12/2009	2.5	2.95	2.75	1.01	2.3	3.75	2.302
8/12/2009	2.5	2.95	2.75	1.01	2.3	3.75	2.302
9/12/2009	2.5	2.95	2.75	1.01	2.3	3.75	2.302
10/12/2009	2.5	2.95	2.75	1.01	2.3	3.75	2.302

10/02/2010	2.75	2.95	2.75	1.25	2.3	3.75	2.4
11/02/2010	2.75	2.95	2.75	1.25	2.3	3.75	2.4
12/02/2010	2.75	2.95	2.75	1.25	2.3	3.75	2.4
13/02/2010	2.75	2.95	2.75	1.25	2.3	3.75	2.4
14/02/2010	2.75	2.95	2.75	1.25	2.3	3.75	2.4
15/02/2010	2.75	2.95	2.75	1.25	2.3	3.75	2.4
16/02/2010	2.75	2.95	2.75	1.25	2.3	3.75	2.4
17/02/2010	2.75	2.95	2.75	1.25	2.3	3.75	2.4
18/02/2010	2.75	2.95	2.75	1.25	2.3	3.75	2.4
19/02/2010	2.75	2.95	2.75	1.25	2.3	3.75	2.4
20/02/2010	2.75	2.95	2.75	1.25	2.3	3.75	2.4
21/02/2010	2.75	2.95	2.75	1.25	2.3	3.75	2.4
22/02/2010	2.75	2.95	2.75	1.25	2.3	3.75	2.4
23/02/2010	2.75	2.95	2.75	1.25	2.3	3.75	2.4
24/02/2010	2.75	2.95	2.75	1.25	2.3	3.75	2.4
25/02/2010	2.75	2.95	2.75	1.25	2.3	3.75	2.4
26/02/2010	2.75	2.95	2.75	1.25	2.3	3.75	2.4
27/02/2010	2.75	2.95	2.75	1.25	2.3	3.75	2.4
28/02/2010	2.75	2.95	3.25	1.25	2.55	3.75	2.55
1/03/2010	2.75	2.95	3.25	1.25	2.55	3.75	2.55
2/03/2010	2.75	2.95	3.25	1.25	2.55	3.75	2.55
3/03/2010	2.75	2.95	3.25	1.25	2.55	4	2.55
4/03/2010	2.75	2.95	3.25	1.25	2.55	4	2.55
5/03/2010	2.75	2.95	3.25	1.25	2.55	4	2.55
6/03/2010	2.75	2.95	3.25	1.25	2.55	4	2.55
7/03/2010	2.75	2.95	3.25	1.25	2.55	4	2.55
8/03/2010	2.75	2.95	3.25	1.25	2.55	4	2.55
9/03/2010	2.75	3.2	3.5	1.25	2.8	4	2.7
10/03/2010	2.75	3.2	3.5	1.25	2.8	4	2.7
11/03/2010	2.75	3.2	3.5	1.25	2.8	4	2.7
12/03/2010	2.75	3.2	3.5	1.25	2.8	4	2.7
13/03/2010	2.75	3.2	3.5	1.25	2.8	4	2.7
14/03/2010	2.75	3.2	3.5	1.25	2.8	4	2.7
15/03/2010	2.75	3.2	3.5	1.25	2.8	4	2.7
16/03/2010	2.75	3.2	3.5	1.5	2.8	4	2.75
17/03/2010	2.75	3.2	3.5	1.5	2.8	4	2.75
18/03/2010	2.75	3.2	3.5	1.5	2.8	4	2.75
19/03/2010	2.75	3.2	3.5	1.5	2.8	4	2.75
20/03/2010	2.75	3.2	3.5	1.5	2.8	4	2.75
21/03/2010	2.75	3.2	3.5	1.5	2.8	4	2.75
22/03/2010	2.75	3.2	3.5	1.5	2.8	4	2.75
23/03/2010	2.75	3.2	3.5	1.5	2.8	4	2.75
24/03/2010	2.75	3.2	3.5	1.5	2.8	4	2.75
25/03/2010	2.75	3.2	3.5	1.5	2.8	4	2.75
26/03/2010	2.75	3.2	3.5	1.5	2.8	4	2.75
27/03/2010	2.75	3.2	3.5	1.5	2.8	4	2.75
28/03/2010	2.75	3.2	3.5	1.5	2.8	4	2.75
29/03/2010	3	3.2	3.5	1.5	2.8	4	2.8
30/03/2010	3	3.2	3.5	1.5	2.8	4	2.8
31/03/2010	3	3.2	3.5	1.5	2.8	4	2.8
1/04/2010	3	3.2	3.5	1.5	2.8	4	2.8
2/04/2010	3	3.2	3.5	1.5	2.8	4	2.8
3/04/2010	3	3.2	3.5	1.5	2.8	4	2.8
4/04/2010	3	3.2	3.5	1.5	2.8	4	2.8
5/04/2010	3	3.2	3.5	1.5	2.8	4	2.8
6/04/2010	3	3.2	3.5	1.5	2.8	4.25	2.8
7/04/2010	3	3.2	3.5	1.5	2.8	4.25	2.8
8/04/2010	3	3.2	3.5	1.5	2.8	4.25	2.8
9/04/2010	3	3.2	3.75	1.5	2.8	4.25	2.85
10/04/2010	3	3.2	3.75	1.5	2.8	4.25	2.85
11/04/2010	3	3.2	3.75	1.5	2.8	4.25	2.85

12/04/2010	3	3.2	3.75	1.5	2.8	4.25	2.85
13/04/2010	3	3.2	3.75	1.5	2.8	4.25	2.85
14/04/2010	3	3.2	3.75	1.5	2.8	4.25	2.85
15/04/2010	3	3.2	3.75	1.5	2.8	4.25	2.85
16/04/2010	3	3.2	3.75	1.5	2.8	4.25	2.85
17/04/2010	3	3.2	3.75	1.5	2.8	4.25	2.85
18/04/2010	3	3.2	3.75	1.5	2.8	4.25	2.85
19/04/2010	3	3.2	3.75	1.5	2.8	4.25	2.85
20/04/2010	3	3.2	3.75	1.5	2.8	4.25	2.85
21/04/2010	3	3.45	3.75	1.5	3.05	4.25	2.95
22/04/2010	3	3.45	3.75	1.5	3.05	4.25	2.95
23/04/2010	3	3.45	3.75	1.5	3.05	4.25	2.95
24/04/2010	3	3.45	3.75	1.5	3.05	4.25	2.95
25/04/2010	3	3.45	3.75	1.5	3.05	4.25	2.95
26/04/2010	3	3.45	3.75	1.5	3.05	4.25	2.95
27/04/2010	3	3.45	3.75	1.5	3.05	4.25	2.95
28/04/2010	3	3.45	3.75	1.5	3.05	4.25	2.95
29/04/2010	3	3.45	3.75	1.5	3.05	4.25	2.95
30/04/2010	3	3.45	3.75	1.5	3.05	4.25	2.95
1/05/2010	3	3.45	3.75	1.5	3.05	4.25	2.95
2/05/2010	3	3.45	3.75	1.5	3.05	4.25	2.95
3/05/2010	3	3.45	3.75	1.5	3.05	4.25	2.95
4/05/2010	3	3.45	3.75	1.5	3.05	4.25	2.95
5/05/2010	3	3.45	3.75	1.5	3.05	4.5	2.95
6/05/2010	3	3.45	3.75	1.5	3.05	4.5	2.95
7/05/2010	3	3.45	3.75	1.5	3.05	4.5	2.95
8/05/2010	3	3.45	3.75	1.5	3.05	4.5	2.95
9/05/2010	3	3.45	3.75	1.5	3.05	4.5	2.95
10/05/2010	3	3.7	4	1.5	3.3	4.5	3.1
11/05/2010	3	3.7	4	1.5	3.3	4.5	3.1
12/05/2010	3	3.7	4	1.5	3.3	4.5	3.1
13/05/2010	3	3.7	4	1.5	3.3	4.5	3.1
14/05/2010	3	3.7	4	1.5	3.3	4.5	3.1
15/05/2010	3	3.7	4	1.5	3.3	4.5	3.1
16/05/2010	3	3.7	4	1.5	3.3	4.5	3.1
17/05/2010	3.5	3.7	4	1.5	3.3	4.5	3.2
18/05/2010	3.5	3.7	4	1.5	3.3	4.5	3.2
19/05/2010	3.5	3.7	4	1.5	3.3	4.5	3.2
20/05/2010	3.5	3.7	4	1.5	3.3	4.5	3.2
21/05/2010	3.5	3.7	4	1.5	3.3	4.5	3.2
22/05/2010	3.5	3.7	4	1.5	3.3	4.5	3.2
23/05/2010	3.5	3.7	4	1.5	3.3	4.5	3.2
24/05/2010	3.5	3.7	4	1.5	3.3	4.5	3.2
25/05/2010	3.5	3.7	4	1.5	3.3	4.5	3.2
26/05/2010	3.5	3.7	4	1.5	3.3	4.5	3.2
27/05/2010	3.5	3.7	4	1.5	3.3	4.5	3.2
28/05/2010	3.5	3.7	4	1.5	3.3	4.5	3.2
29/05/2010	3.5	3.7	4	1.5	3.3	4.5	3.2
30/05/2010	3.5	3.7	4	1.5	3.3	4.5	3.2
31/05/2010	3.5	3.7	4	1.5	3.3	4.5	3.2
1/06/2010	3.5	3.7	4	1.5	3.3	4.5	3.2
2/06/2010	3.5	3.7	4	1.5	3.3	4.5	3.2
3/06/2010	3.5	3.7	4	1.5	3.3	4.5	3.2
4/06/2010	3.5	3.7	4	1.5	3.3	4.5	3.2
5/06/2010	3.5	3.7	4	1.5	3.3	4.5	3.2
6/06/2010	3.5	3.7	4	1.5	3.3	4.5	3.2
7/06/2010	3.5	3.7	4	1.5	3.3	4.5	3.2
8/06/2010	3.5	3.7	4	1.5	3.3	4.5	3.2
9/06/2010	3.5	3.7	4	1.5	3.3	4.5	3.2
10/06/2010	3.5	3.7	4	1.5	3.3	4.5	3.2
11/06/2010	3.5	3.7	4	1.5	3.3	4.5	3.2

12/06/2010	3.5	3.7	4	1.5	3.3	4.5	3.2
13/06/2010	3.5	3.7	4	1.5	3.3	4.5	3.2
14/06/2010	3.5	3.7	4	1.5	3.3	4.5	3.2
15/06/2010	3.5	3.7	4	3.25	3.3	4.5	3.55
16/06/2010	3.5	3.7	4	3.25	3.3	4.5	3.55
17/06/2010	3.5	3.7	4	3.25	3.3	4.5	3.55
18/06/2010	3.5	3.7	4	3.25	3.3	4.5	3.55
19/06/2010	3.5	3.7	4	3.25	3.3	4.5	3.55
20/06/2010	3.5	3.7	4	3.25	3.3	4.5	3.55
21/06/2010	3.5	3.7	4	3.25	3.3	4.5	3.55
22/06/2010	3.5	3.7	4	3.25	3.3	4.5	3.55
23/06/2010	3.5	3.7	4	3.25	3.3	4.5	3.55
24/06/2010	3.5	3.7	4	3.25	3.3	4.5	3.55
25/06/2010	3.5	3.7	4	3.25	3.3	4.5	3.55
26/06/2010	3.5	3.7	4	3.25	3.3	4.5	3.55
27/06/2010	3.5	3.7	4	3.25	3.3	4.5	3.55
28/06/2010	3.5	3.7	4	3.25	3.3	4.5	3.55
29/06/2010	3.5	3.7	4	3.25	3.3	4.5	3.55
30/06/2010	3.5	3.7	4	3.25	3.3	4.5	3.55
1/07/2010	3.5	3.7	4	3.25	3.3	4.5	3.55
2/07/2010	3.5	3.7	4	3.25	3.3	4.5	3.55
3/07/2010	3.5	3.7	4	3.25	3.3	4.5	3.55
4/07/2010	3.5	3.7	4	3.25	3.3	4.5	3.55
5/07/2010	3.5	3.7	4	3.25	3.3	4.5	3.55
6/07/2010	3.5	3.7	4	3.25	3.3	4.5	3.55
7/07/2010	3.5	3.7	4	3.25	3.3	4.5	3.55
8/07/2010	3.5	3.7	4	3.25	3.3	4.5	3.55
9/07/2010	3.5	3.7	4	3.25	3.3	4.5	3.55
10/07/2010	3.5	3.7	4	3.25	3.3	4.5	3.55
11/07/2010	3.5	3.7	4	3.25	3.3	4.5	3.55
12/07/2010	3.5	3.7	4	3.25	3.3	4.5	3.55
13/07/2010	3.5	3.7	4	3.25	3.3	4.5	3.55
14/07/2010	3.5	3.7	4	3.25	3.3	4.5	3.55
15/07/2010	3.5	3.7	4	3.25	3.3	4.5	3.55
16/07/2010	3.5	3.7	4	3.25	3.3	4.5	3.55
17/07/2010	3.5	3.7	4	3.25	3.3	4.5	3.55
18/07/2010	3.5	3.7	4	3.25	3.3	4.5	3.55
19/07/2010	3.5	3.7	4	3.25	3.3	4.5	3.55
20/07/2010	3.5	3.7	4	3.25	3.3	4.5	3.55
21/07/2010	3.5	3.7	4	3.25	3.3	4.5	3.55
22/07/2010	3.5	3.7	4	3.25	3.3	4.5	3.55
23/07/2010	3.5	3.7	4	3.25	3.3	4.5	3.55
24/07/2010	3.5	3.7	4	3.25	3.3	4.5	3.55
25/07/2010	3.5	3.7	4	3.25	3.3	4.5	3.55
26/07/2010	3.5	3.7	4	3.25	3.3	4.5	3.55
27/07/2010	3.5	3.7	4	3.25	3.3	4.5	3.55
28/07/2010	3.5	3.7	4	3.25	3.3	4.5	3.55
29/07/2010	3.5	3.7	4	3.25	3.3	4.5	3.55
30/07/2010	3.5	3.7	4	3.25	3.3	4.5	3.55
31/07/2010	3.5	3.7	4	3.25	3.3	4.5	3.55
1/08/2010	3.5	3.7	4	3.25	3.3	4.5	3.55
2/08/2010	3.5	3.7	4	3.25	3.3	4.5	3.55
3/08/2010	3.5	3.7	4	3.25	3.3	4.5	3.55
4/08/2010	3.5	3.7	4	3.25	3.3	4.5	3.55
5/08/2010	3.5	3.7	4	3.25	3.3	4.5	3.55
6/08/2010	3.5	3.7	4	3.25	3.3	4.5	3.55
7/08/2010	3.5	3.7	4	3.25	3.3	4.5	3.55
8/08/2010	3.5	3.7	4	3.25	3.3	4.5	3.55
9/08/2010	3.5	3.7	4	3.25	3.3	4.5	3.55
10/08/2010	3.5	3.7	4	3.25	3.3	4.5	3.55
11/08/2010	3.5	3.7	4	3.25	3.3	4.5	3.55

12/08/2010	3.5	3.7	4	3.25	3.3	4.5	3.55
13/08/2010	3.5	3.7	4	3.25	3.3	4.5	3.55
14/08/2010	3.5	3.7	4	3.25	3.3	4.5	3.55
15/08/2010	3.5	3.7	4	3.25	3.3	4.5	3.55
16/08/2010	3.5	3.7	4	3.25	3.3	4.5	3.55
17/08/2010	3.5	3.7	4	3.25	3.3	4.5	3.55
18/08/2010	3.5	3.7	4	3.25	3.3	4.5	3.55
19/08/2010	3.5	3.7	4	3.25	3.3	4.5	3.55
20/08/2010	3.5	3.7	4	3.25	3.3	4.5	3.55
21/08/2010	3.5	3.7	4	3.25	3.3	4.5	3.55
22/08/2010	3.5	3.7	4	3.25	3.3	4.5	3.55
23/08/2010	3.5	3.7	4	3.25	3.3	4.5	3.55
24/08/2010	3.5	3.7	4	3.25	3.3	4.5	3.55
25/08/2010	3.5	3.7	4	3.25	3.3	4.5	3.55
26/08/2010	3.5	3.7	4	3.25	3.3	4.5	3.55
27/08/2010	3.5	3.7	4	3.25	3.3	4.5	3.55
28/08/2010	3.5	3.7	4	3.25	3.3	4.5	3.55
29/08/2010	3.5	3.7	4	3.25	3.3	4.5	3.55
30/08/2010	3.5	3.7	4	3.25	3.3	4.5	3.55
31/08/2010	3.5	3.7	4	3.25	3.3	4.5	3.55
1/09/2010	3.5	3.7	4	3.25	3.3	4.5	3.55
2/09/2010	3.5	3.7	4	3.25	3.3	4.5	3.55
3/09/2010	3.5	3.7	4	3.25	3.3	4.5	3.55
4/09/2010	3.5	3.7	4	3.25	3.3	4.5	3.55
5/09/2010	3.5	3.7	4	3.25	3.3	4.5	3.55
6/09/2010	3.5	3.7	4	3.25	3.3	4.5	3.55
7/09/2010	3.5	3.7	4	3.25	3.3	4.5	3.55
8/09/2010	3.5	3.7	4	3.25	3.3	4.5	3.55
9/09/2010	3.5	3.7	4	3.25	3.3	4.5	3.55
10/09/2010	3.5	3.7	4	3.25	3.3	4.5	3.55
11/09/2010	3.5	3.7	4	3.25	3.3	4.5	3.55
12/09/2010	3.5	3.7	4	3.25	3.3	4.5	3.55
13/09/2010	3.5	3.7	4	3.25	3.3	4.5	3.55
14/09/2010	3.5	3.7	4	3.25	3.3	4.5	3.55
15/09/2010	3.5	3.7	4	3.25	3.3	4.5	3.55
16/09/2010	3.5	3.7	4	3.25	3.3	4.5	3.55
17/09/2010	3.5	3.7	4	3.25	3.3	4.5	3.55
18/09/2010	3.5	3.7	4	3.25	3.3	4.5	3.55
19/09/2010	3.5	3.7	4	3.25	3.3	4.5	3.55
20/09/2010	3.5	3.7	4	3.25	3.3	4.5	3.55
21/09/2010	3.5	3.7	4	3.25	3.3	4.5	3.55
22/09/2010	3.5	3.7	4	3.25	3.3	4.5	3.55
23/09/2010	3.5	3.7	4	3.25	3.3	4.5	3.55
24/09/2010	3.5	3.7	4	3.25	3.3	4.5	3.55
25/09/2010	3.5	3.7	4	3.25	3.3	4.5	3.55
26/09/2010	3.5	3.7	4	3.25	3.3	4.5	3.55
27/09/2010	3.5	3.7	4	3.25	3.3	4.5	3.55
28/09/2010	3.5	3.7	4	3.25	3.3	4.5	3.55
29/09/2010	3.5	3.7	4	3.25	3.3	4.5	3.55
30/09/2010	3.5	3.7	4	3.25	3.3	4.5	3.55
1/10/2010	3.5	3.7	4	3.25	3.3	4.5	3.55
2/10/2010	3.5	3.7	4	3.25	3.3	4.5	3.55
3/10/2010	3.5	3.7	4	3.25	3.3	4.5	3.55
4/10/2010	3.5	3.7	4	3.25	3.3	4.5	3.55
5/10/2010	3.5	3.7	4	3.25	3.3	4.5	3.55
6/10/2010	3.5	3.7	4	3.25	3.3	4.5	3.55
7/10/2010	3.5	3.7	4	3.25	3.3	4.5	3.55
8/10/2010	3.5	3.7	4	3.25	3.3	4.5	3.55
9/10/2010	3.5	3.7	4	3.25	3.3	4.5	3.55
10/10/2010	3.5	3.7	4	3.25	3.3	4.5	3.55
11/10/2010	3.5	3.7	4	3.25	3.3	4.5	3.55

12/10/2010	3.5	3.7	4	3.25	3.3	4.5	3.55
13/10/2010	3.5	3.7	4	3.25	3.3	4.5	3.55
14/10/2010	3.5	3.7	4	3.25	3.3	4.5	3.55
15/10/2010	3.5	3.7	4	3.25	3.3	4.5	3.55
16/10/2010	3.5	3.7	4	3.25	3.3	4.5	3.55
17/10/2010	3.5	3.7	4	3.25	3.3	4.5	3.55
18/10/2010	3.5	3.7	4	3.25	3.3	4.5	3.55
19/10/2010	3.5	3.7	4	3.25	3.3	4.5	3.55
20/10/2010	3.5	3.7	4	3.25	3.3	4.5	3.55
21/10/2010	3.5	3.7	4	3.25	3.3	4.5	3.55
22/10/2010	3.5	3.7	4	3.25	3.3	4.5	3.55
23/10/2010	3.5	3.7	4	3.25	3.3	4.5	3.55
24/10/2010	3.5	3.7	4	3.25	3.3	4.5	3.55
25/10/2010	3.5	3.7	4	3.25	3.3	4.5	3.55
26/10/2010	3.5	3.7	4	3.25	3.3	4.5	3.55
27/10/2010	3.5	3.7	4	3.25	3.3	4.5	3.55
28/10/2010	3.5	3.7	4	3.25	3.3	4.5	3.55
29/10/2010	3.5	3.7	4	3.25	3.3	4.5	3.55
30/10/2010	3.5	3.7	4	3.25	3.3	4.5	3.55
31/10/2010	3.5	3.7	4	3.25	3.3	4.5	3.55
1/11/2010	3.5	3.7	4	3.25	3.3	4.5	3.55
2/11/2010	3.5	3.7	4	3.25	3.3	4.5	3.55
3/11/2010	3.5	3.7	4	3.25	3.3	4.75	3.55
4/11/2010	3.5	3.7	4	3.25	3.3	4.75	3.55
5/11/2010	3.5	3.95	4	3.25	3.3	4.75	3.6
6/11/2010	3.5	3.95	4	3.25	3.3	4.75	3.6
7/11/2010	3.5	3.95	4	3.25	3.3	4.75	3.6
8/11/2010	3.5	3.95	4	3.25	3.3	4.75	3.6
9/11/2010	3.5	3.95	4	3.25	3.3	4.75	3.6
10/11/2010	3.5	3.95	4	3.25	3.3	4.75	3.6
11/11/2010	3.5	3.95	4	3.25	3.3	4.75	3.6
12/11/2010	3.5	3.95	4	3.25	3.3	4.75	3.6
13/11/2010	3.5	3.95	4	3.25	3.3	4.75	3.6
14/11/2010	3.5	3.95	4	3.25	3.3	4.75	3.6
15/11/2010	3.75	3.95	4.25	3.25	3.3	4.75	3.7
16/11/2010	3.75	3.95	4.25	3.25	3.55	4.75	3.75
17/11/2010	3.75	3.95	4	3.25	3.55	4.75	3.7
18/11/2010	3.75	3.95	4	3.25	3.55	4.75	3.7
19/11/2010	3.75	3.95	4	3.25	3.55	4.75	3.7
20/11/2010	3.75	3.95	4	3.25	3.55	4.75	3.7
21/11/2010	3.75	3.95	4	3.25	3.55	4.75	3.7
22/11/2010	3.75	3.95	4	3.25	3.55	4.75	3.7
23/11/2010	3.75	3.95	4	3.25	3.55	4.75	3.7
24/11/2010	3.75	3.95	4	3.25	3.55	4.75	3.7
25/11/2010	3.75	3.95	4	3.25	3.55	4.75	3.7
26/11/2010	3.75	3.95	4	3.25	3.55	4.75	3.7
27/11/2010	3.75	3.95	4	3.25	3.55	4.75	3.7
28/11/2010	3.75	3.95	4	3.25	3.55	4.75	3.7
29/11/2010	3.75	3.95	4	3.25	3.55	4.75	3.7
30/11/2010	3.75	3.95	4	3.25	3.55	4.75	3.7
1/12/2010	3.75	3.95	4	3.25	3.55	4.75	3.7
2/12/2010	3.75	3.95	4	3.25	3.55	4.75	3.7
3/12/2010	3.75	3.95	4	3.25	3.55	4.75	3.7
4/12/2010	3.75	3.95	4	3.25	3.55	4.75	3.7
5/12/2010	3.75	3.95	4	3.25	3.55	4.75	3.7
6/12/2010	3.75	3.95	4	3.25	3.55	4.75	3.7
7/12/2010	3.75	3.95	4	3.25	3.55	4.75	3.7
8/12/2010	3.75	3.95	4	3.25	3.55	4.75	3.7
9/12/2010	3.75	3.95	4	3.25	3.55	4.75	3.7
10/12/2010	3.75	3.95	4	3.25	3.55	4.75	3.7
11/12/2010	3.75	3.95	4	3.25	3.55	4.75	3.7

13/10/2011	3.75	3.75	4.25	3.5	3.55	4.75	3.76
14/10/2011	3.75	3.75	4.25	3.5	3.55	4.75	3.76
15/10/2011	3.75	3.75	4.25	3.5	3.55	4.75	3.76
16/10/2011	3.75	3.75	4.25	3.5	3.55	4.75	3.76
17/10/2011	3.75	3.75	4.25	3.5	3.55	4.75	3.76
18/10/2011	3.75	3.75	4.25	3.5	3.55	4.75	3.76
19/10/2011	3.75	3.75	4.25	3.5	3.55	4.75	3.76
20/10/2011	3.75	3.75	4.25	3.5	3.55	4.75	3.76
21/10/2011	3.75	3.75	4.25	3.5	3.55	4.75	3.76
22/10/2011	3.75	3.75	4.25	3.5	3.55	4.75	3.76
23/10/2011	3.75	3.75	4.25	3.5	3.55	4.75	3.76
24/10/2011	3.75	3.75	4.25	3.5	3.55	4.75	3.76
25/10/2011	3.75	3.75	4.25	3.5	3.55	4.75	3.76
26/10/2011	3.75	3.75	4.25	3.5	3.55	4.75	3.76
27/10/2011	3.75	3.75	4.25	3.5	3.55	4.75	3.76
28/10/2011	3.75	3.75	4.25	3.5	3.55	4.75	3.76
29/10/2011	3.75	3.75	4.25	3.5	3.55	4.75	3.76
30/10/2011	3.75	3.75	4.25	3.5	3.55	4.75	3.76
31/10/2011	3.75	3.75	4.25	3.5	3.55	4.75	3.76
1/11/2011	3.75	3.75	4.25	3.5	3.55	4.5	3.76
2/11/2011	3.75	3.75	4.25	3.5	3.55	4.5	3.76
3/11/2011	3.75	3.75	4.25	3.5	3.55	4.5	3.76
4/11/2011	3.75	3.5	4.25	3.5	3.55	4.5	3.71
5/11/2011	3.75	3.5	4.25	3.5	3.55	4.5	3.71
6/11/2011	3.75	3.5	4.25	3.5	3.55	4.5	3.71
7/11/2011	3.75	3.5	4	3.25	3.55	4.5	3.61
8/11/2011	3.75	3.5	4	3.25	3.55	4.5	3.61
9/11/2011	3.75	3.5	4	3.25	3.55	4.5	3.61
10/11/2011	3.75	3.5	4	3.25	3.55	4.5	3.61
11/11/2011	3.75	3.5	4	3.25	3.55	4.5	3.61
12/11/2011	3.75	3.5	4	3.25	3.55	4.5	3.61
13/11/2011	3.75	3.5	4	3.25	3.55	4.5	3.61
14/11/2011	3.5	3.5	4	3.25	3.3	4.5	3.51
15/11/2011	3.5	3.5	4	3.25	3.3	4.5	3.51
16/11/2011	3.5	3.5	4	3.25	3.3	4.5	3.51
17/11/2011	3.5	3.5	4	3.25	3.3	4.5	3.51
18/11/2011	3.5	3.5	4	3.25	3.3	4.5	3.51
19/11/2011	3.5	3.5	4	3.25	3.3	4.5	3.51
20/11/2011	3.5	3.5	4	3.25	3.3	4.5	3.51
21/11/2011	3.5	3.5	4	3.25	3.3	4.5	3.51
22/11/2011	3.5	3.5	4	3.25	3.3	4.5	3.51
23/11/2011	3.5	3.5	4	3.25	3.3	4.5	3.51
24/11/2011	3.5	3.5	4	3.25	3.3	4.5	3.51
25/11/2011	3.5	3.5	4	3.25	3.3	4.5	3.51
26/11/2011	3.5	3.5	4	3.25	3.3	4.5	3.51
27/11/2011	3.5	3.5	4	3.25	3.3	4.5	3.51
28/11/2011	3.5	3.5	4	3.25	3.3	4.5	3.51
29/11/2011	3.5	3.5	4	3.25	3.3	4.5	3.51
30/11/2011	3.5	3.5	4	3.25	3.3	4.5	3.51
1/12/2011	3.5	3.5	4	3.25	3.3	4.5	3.51
2/12/2011	3.5	3.5	4	3.25	3.3	4.5	3.51
3/12/2011	3.5	3.5	4	3.25	3.3	4.5	3.51
4/12/2011	3.5	3.5	4	3.25	3.3	4.5	3.51
5/12/2011	3.5	3.5	4	3.25	3.3	4.5	3.51
6/12/2011	3.5	3.5	4	3.25	3.3	4.25	3.51
7/12/2011	3.5	3.5	4	3.25	3.3	4.25	3.51
8/12/2011	3.5	3.5	4	3.25	3.3	4.25	3.51
9/12/2011	3.5	3.5	4	3.25	3.3	4.25	3.51
10/12/2011	3.5	3.5	4	3.25	3.3	4.25	3.51
11/12/2011	3.5	3.5	4	3.25	3.3	4.25	3.51
12/12/2011	3.5	3.5	4	3.25	3.3	4.25	3.51

13/12/2011	3.5	3.5	4	3	3.05	4.25	3.41
14/12/2011	3.5	3.5	4	3	3.05	4.25	3.41
15/12/2011	3.5	3.5	4	3	3.05	4.25	3.41
16/12/2011	3.5	3.5	3.75	3	3.05	4.25	3.36
17/12/2011	3.5	3.5	3.75	3	3.05	4.25	3.36
18/12/2011	3.5	3.5	3.75	3	3.05	4.25	3.36
19/12/2011	3.25	3.25	3.75	3	3.05	4.25	3.26
20/12/2011	3.25	3.25	3.75	3	3.05	4.25	3.26
21/12/2011	3.25	3.25	3.75	3	3.05	4.25	3.26
22/12/2011	3.25	3.25	3.75	3	3.05	4.25	3.26
23/12/2011	3.25	3.25	3.75	3	3.05	4.25	3.26
24/12/2011	3.25	3.25	3.75	3	3.05	4.25	3.26
25/12/2011	3.25	3.25	3.75	3	3.05	4.25	3.26
26/12/2011	3.25	3.25	3.75	3	3.05	4.25	3.26
27/12/2011	3.25	3.25	3.75	3	3.05	4.25	3.26
28/12/2011	3.25	3.25	3.75	3	3.05	4.25	3.26
29/12/2011	3.25	3.25	3.75	3	3.05	4.25	3.26
30/12/2011	3.25	3.25	3.75	3	3.05	4.25	3.26
31/12/2011	3.25	3.25	3.75	3	3.05	4.25	3.26
1/01/2012	3.25	3.25	3.75	3	3.05	4.25	3.26
2/01/2012	3.25	3.25	3.75	3	3.05	4.25	3.26
3/01/2012	3.25	3.25	3.75	3	3.05	4.25	3.26
4/01/2012	3.25	3.25	3.75	3	3.05	4.25	3.26
5/01/2012	3.25	3.25	3.75	3	3.05	4.25	3.26
6/01/2012	3.25	3.25	3.75	3	3.05	4.25	3.26
7/01/2012	3.25	3.25	3.75	3	3.05	4.25	3.26
8/01/2012	3.25	3.25	3.75	3	3.05	4.25	3.26
9/01/2012	3.25	3.25	3.75	3	3.05	4.25	3.26
10/01/2012	3.25	3.25	3.75	3	3.05	4.25	3.26
11/01/2012	3.25	3.25	3.75	3	3.05	4.25	3.26
12/01/2012	3.25	3.25	3.75	3	3.05	4.25	3.26
13/01/2012	3.25	3.25	3.75	3	3.05	4.25	3.26
14/01/2012	3.25	3.25	3.75	3	3.05	4.25	3.26
15/01/2012	3.25	3.25	3.75	3	3.05	4.25	3.26
16/01/2012	3.25	3.25	3.75	3	3.05	4.25	3.26
17/01/2012	3.25	3.25	3.75	3	3.05	4.25	3.26
18/01/2012	3.25	3.25	3.75	3	3.05	4.25	3.26
19/01/2012	3.25	3.25	3.75	3	3.05	4.25	3.26
20/01/2012	3.25	3.25	3.75	3	3.05	4.25	3.26
21/01/2012	3.25	3.25	3.75	3	3.05	4.25	3.26
22/01/2012	3.25	3.25	3.75	3	3.05	4.25	3.26
23/01/2012	3.25	3.25	3.75	3	3.05	4.25	3.26
24/01/2012	3.25	3.25	3.75	3	3.05	4.25	3.26
25/01/2012	3.25	3.25	3.75	3	3.05	4.25	3.26
26/01/2012	3.25	3.25	3.75	3	3.05	4.25	3.26
27/01/2012	3.25	3.25	3.75	3	3.05	4.25	3.26
28/01/2012	3.25	3.25	3.75	3	3.05	4.25	3.26
29/01/2012	3.25	3.25	3.75	3	3.05	4.25	3.26
30/01/2012	3.25	3.25	3.75	3	3.05	4.25	3.26
31/01/2012	3.25	3.25	3.75	3	3.05	4.25	3.26
1/02/2012	3.25	3.25	3.75	3	3.05	4.25	3.26
2/02/2012	3.25	3.25	3.75	3	3.05	4.25	3.26
3/02/2012	3.25	3.25	3.75	3	3.05	4.25	3.26
4/02/2012	3.25	3.25	3.75	3	3.05	4.25	3.26
5/02/2012	3.25	3.25	3.75	3	3.05	4.25	3.26
6/02/2012	3.25	3.25	3.75	3	3.05	4.25	3.26
7/02/2012	3.25	3.25	3.75	3	3.05	4.25	3.26
8/02/2012	3.25	3.25	3.75	3	3.05	4.25	3.26
9/02/2012	3.25	3.25	3.75	3	3.05	4.25	3.26
10/02/2012	3.25	3.25	3.75	3	3.05	4.25	3.26
11/02/2012	3.25	3.25	3.75	3	3.05	4.25	3.26

13/04/2012	3.25	3.25	3.75	3	3.05	4.25	3.26
14/04/2012	3.25	3.25	3.75	3	3.05	4.25	3.26
15/04/2012	3.25	3.25	3.75	3	3.05	4.25	3.26
16/04/2012	3.25	3.25	3.75	3	3.05	4.25	3.26
17/04/2012	3.25	3.25	3.75	3	3.05	4.25	3.26
18/04/2012	3.25	3.25	3.75	3	3.05	4.25	3.26
19/04/2012	3.25	3.25	3.75	3	3.05	4.25	3.26
20/04/2012	3.25	3.25	3.75	3	3.05	4.25	3.26
21/04/2012	3.25	3.25	3.75	3	3.05	4.25	3.26
22/04/2012	3.25	3.25	3.75	3	3.05	4.25	3.26
23/04/2012	3.25	3.25	3.75	3	3.05	4.25	3.26
24/04/2012	3.25	3.25	3.75	3	3.05	4.25	3.26
25/04/2012	3.25	3.25	3.75	3	3.05	4.25	3.26
26/04/2012	3.25	3.25	3.75	3	3.05	4.25	3.26
27/04/2012	3.25	3.25	3.75	3	3.05	4.25	3.26
28/04/2012	3.25	3.25	3.75	3	3.05	4.25	3.26
29/04/2012	3.25	3.25	3.75	3	3.05	4.25	3.26
30/04/2012	3.25	3.25	3.75	3	3.05	4.25	3.26
1/05/2012	3.25	3.25	3.75	3	3.05	3.75	3.26
2/05/2012	3.25	3.25	3.75	3	3.05	3.75	3.26
3/05/2012	3.25	3.25	3.75	3	3.05	3.75	3.26
4/05/2012	3.25	3.25	3.25	3	3.05	3.75	3.16
5/05/2012	3.25	3.25	3.25	3	3.05	3.75	3.16
6/05/2012	3.25	3.25	3.25	3	3.05	3.75	3.16
7/05/2012	3.25	3.25	3.25	3	3.05	3.75	3.16
8/05/2012	3.25	3.25	3.25	3	3.05	3.75	3.16
9/05/2012	3.25	3.25	3.25	3	3.05	3.75	3.16
10/05/2012	3.25	3.25	3.25	3	3.05	3.75	3.16
11/05/2012	2.75	2.75	3.25	3	3.05	3.75	2.96
12/05/2012	2.75	2.75	3.25	3	3.05	3.75	2.96
13/05/2012	2.75	2.75	3.25	3	3.05	3.75	2.96
14/05/2012	2.75	2.75	3.25	3	3.05	3.75	2.96
15/05/2012	2.75	2.75	3.25	3	3.05	3.75	2.96
16/05/2012	2.75	2.75	3.25	3	2.55	3.75	2.86
17/05/2012	2.75	2.75	3.25	3	2.55	3.75	2.86
18/05/2012	2.75	3.75	3.25	3	2.55	3.75	3.06
19/05/2012	2.75	3.75	3.25	3	2.55	3.75	3.06
20/05/2012	2.75	3.75	3.25	3	2.55	3.75	3.06
21/05/2012	2.75	3.75	3.25	3	2.55	3.75	3.06
22/05/2012	2.75	3.75	3.25	3	2.55	3.75	3.06
23/05/2012	2.75	3.75	3.25	3	2.55	3.75	3.06
24/05/2012	2.75	3.75	3.25	3	2.55	3.75	3.06
25/05/2012	2.75	3.75	3.25	3	2.55	3.75	3.06
26/05/2012	2.75	3.75	3.25	3	2.55	3.75	3.06
27/05/2012	2.75	3.75	3.25	3	2.55	3.75	3.06
28/05/2012	2.75	3.75	3.25	3	2.55	3.75	3.06
29/05/2012	2.75	3.75	3.25	3	2.55	3.75	3.06
30/05/2012	2.75	3.75	3.25	3	2.55	3.75	3.06
31/05/2012	2.75	3.75	3.25	3	2.55	3.75	3.06
1/06/2012	2.75	3.75	3.25	3	2.55	3.75	3.06
2/06/2012	2.75	3.75	3.25	3	2.55	3.75	3.06
3/06/2012	2.75	3.75	3.25	3	2.55	3.75	3.06
4/06/2012	2.75	3.75	3.25	3	2.55	3.75	3.06
5/06/2012	2.75	3.75	3.25	3	2.55	3.5	3.06
6/06/2012	2.75	3.75	3.25	2.5	2.55	3.5	2.96
7/06/2012	2.75	3.75	3.25	2.5	2.55	3.5	2.96
8/06/2012	2.5	3.75	3.25	2.5	2.55	3.5	2.91
9/06/2012	2.5	3.75	3.25	2.5	2.55	3.5	2.91
10/06/2012	2.5	3.75	3.25	2.5	2.55	3.5	2.91
11/06/2012	2.5	3.75	3.25	2.5	2.55	3.5	2.91
12/06/2012	2.5	3.75	3.25	2.5	2.55	3.5	2.91

13/06/2012	2.5	3.75	3.25	2.5	2.55	3.5	2.91
14/06/2012	2.5	3.75	3.25	2.5	2.55	3.5	2.91
15/06/2012	2.5	3.75	3	2.5	2.55	3.5	2.86
16/06/2012	2.5	3.75	3	2.5	2.55	3.5	2.86
17/06/2012	2.5	3.75	3	2.5	2.55	3.5	2.86
18/06/2012	2.5	3.75	3	2.5	2.55	3.5	2.86
19/06/2012	2.5	3.75	3	2.5	2.55	3.5	2.86
20/06/2012	2.5	3.75	3	2.5	2.55	3.5	2.86
21/06/2012	2.5	3.75	3	2.5	2.55	3.5	2.86
22/06/2012	2.5	3.75	3	2.5	2.55	3.5	2.86
23/06/2012	2.5	3.75	3	2.5	2.55	3.5	2.86
24/06/2012	2.5	3.75	3	2.5	2.55	3.5	2.86
25/06/2012	2.5	3.75	3	2.5	2.55	3.5	2.86
26/06/2012	2.5	3.75	3	2.5	2.55	3.5	2.86
27/06/2012	2.5	3.75	3	2.5	2.55	3.5	2.86
28/06/2012	2.5	3.75	3	2.25	2.55	3.5	2.81
29/06/2012	2.5	3.75	3	2.25	2.55	3.5	2.81
30/06/2012	2.5	3.75	3	2.25	2.55	3.5	2.81
1/07/2012	2.5	3.75	3	2.25	2.55	3.5	2.81
2/07/2012	2.5	3.75	3	2.25	2.55	3.5	2.81
3/07/2012	2.5	3.75	3	2.25	2.55	3.5	2.81
4/07/2012	2.5	3.75	3	2.25	2.55	3.5	2.81
5/07/2012	2.5	3.75	3	2.25	2.55	3.5	2.81
6/07/2012	2.5	3.75	3	2.25	2.55	3.5	2.81
7/07/2012	2.5	3.75	3	2.25	2.55	3.5	2.81
8/07/2012	2.5	3.75	3	2.25	2.55	3.5	2.81
9/07/2012	2.5	3.75	3	2.25	2.55	3.5	2.81
10/07/2012	2.5	3.75	3	2.25	2.55	3.5	2.81
11/07/2012	2.5	3.75	3	2.25	2.55	3.5	2.81
12/07/2012	2.5	3.75	3	2.25	2.55	3.5	2.81
13/07/2012	2.5	3.75	3	2.25	2.55	3.5	2.81
14/07/2012	2.5	3.75	3	2.25	2.55	3.5	2.81
15/07/2012	2.5	3.75	3	2.25	2.55	3.5	2.81
16/07/2012	2.5	3.75	3	2.25	2.55	3.5	2.81
17/07/2012	2.5	3.75	3	2.25	2.55	3.5	2.81
18/07/2012	2.5	3.5	3	2.25	2.55	3.5	2.76
19/07/2012	2.5	3.5	3	2.25	2.55	3.5	2.76
20/07/2012	2.5	3.5	3	2.25	2.55	3.5	2.76
21/07/2012	2.5	3.5	3	2.25	2.55	3.5	2.76
22/07/2012	2.5	3.5	3	2.25	2.55	3.5	2.76
23/07/2012	2.5	3.5	3	2.25	2.3	3.5	2.71
24/07/2012	2.5	3.5	3	2.25	2.3	3.5	2.71
25/07/2012	2.5	3.5	3	2.25	2.3	3.5	2.71
26/07/2012	2.5	3.5	3	2.25	2.3	3.5	2.71
27/07/2012	2.5	3.5	3	2.25	2.3	3.5	2.71
28/07/2012	2.5	3.5	3	2.25	2.3	3.5	2.71
29/07/2012	2.5	3.5	3	2.25	2.3	3.5	2.71
30/07/2012	2.5	3.5	3	2.25	2.3	3.5	2.71
31/07/2012	2.5	3.5	3	2.25	2.3	3.5	2.71
1/08/2012	2.5	3.5	3	2.25	2.3	3.5	2.71
2/08/2012	2.5	3.5	3	2.25	2.3	3.5	2.71
3/08/2012	2.5	3.5	3	2.25	2.3	3.5	2.71
4/08/2012	2.5	3.5	3	2.25	2.3	3.5	2.71
5/08/2012	2.5	3.5	3	2.25	2.3	3.5	2.71
6/08/2012	2.5	3.5	3	2.25	2.3	3.5	2.71
7/08/2012	2.5	3.5	3	2.25	2.3	3.5	2.71
8/08/2012	2.5	3.5	3	2.25	2.3	3.5	2.71
9/08/2012	2.5	3.5	3	2.25	2.3	3.5	2.71
10/08/2012	2.5	3.5	3	2.25	2.3	3.5	2.71
11/08/2012	2.5	3.5	3	2.25	2.3	3.5	2.71
12/08/2012	2.5	3.5	3	2.25	2.3	3.5	2.71

13/08/2012	2.5	3.5	3	2.25	2.3	3.5	2.71
14/08/2012	2.5	3.5	3	2.25	2.3	3.5	2.71
15/08/2012	2.5	3.5	3	2.25	2.3	3.5	2.71
16/08/2012	2.5	3.5	3	2.25	2.3	3.5	2.71
17/08/2012	2.5	3.5	3	2.25	2.3	3.5	2.71
18/08/2012	2.5	3.5	3	2.25	2.3	3.5	2.71
19/08/2012	2.5	3.5	3	2.25	2.3	3.5	2.71
20/08/2012	2.5	3.5	3	2.25	2.3	3.5	2.71
21/08/2012	2.5	3.5	3	2.25	2.3	3.5	2.71
22/08/2012	2.5	3.5	3	2.25	2.3	3.5	2.71
23/08/2012	2.5	3.5	3	2.25	2.3	3.5	2.71
24/08/2012	2.5	3.5	3	2.25	2.3	3.5	2.71
25/08/2012	2.5	3.5	3	2.25	2.3	3.5	2.71
26/08/2012	2.5	3.5	3	2.25	2.3	3.5	2.71
27/08/2012	2.5	3.5	3	2.25	2.3	3.5	2.71
28/08/2012	2.5	3.5	3	2.25	2.3	3.5	2.71
29/08/2012	2.5	3.5	3	2.25	2.3	3.5	2.71
30/08/2012	2.5	3.5	3	2.25	2.3	3.5	2.71
31/08/2012	2.5	3.5	3	2.25	2.3	3.5	2.71
1/09/2012	2.5	3.5	3	2.25	2.3	3.5	2.71
2/09/2012	2.5	3.5	3	2.25	2.3	3.5	2.71
3/09/2012	2.5	3.5	3	2.25	2.3	3.5	2.71
4/09/2012	2.5	3.5	3	2.25	2.3	3.5	2.71
5/09/2012	2.5	3.5	3	2.25	2.3	3.5	2.71
6/09/2012	2.5	3.5	3	2.25	2.3	3.5	2.71
7/09/2012	2.5	3.5	3	2.25	2.3	3.5	2.71
8/09/2012	2.5	3.5	3	2.25	2.3	3.5	2.71
9/09/2012	2.5	3.5	3	2.25	2.3	3.5	2.71
10/09/2012	2.5	3.5	3	2.25	2.3	3.5	2.71
11/09/2012	2.5	3.5	3	2.25	2.3	3.5	2.71
12/09/2012	2.5	3.5	3	2.25	2.3	3.5	2.71
13/09/2012	2.5	3.5	3	2.25	2.3	3.5	2.71
14/09/2012	2.5	3.5	3	2.25	2.3	3.5	2.71
15/09/2012	2.5	3.5	3	2.25	2.3	3.5	2.71
16/09/2012	2.5	3.5	3	2.25	2.3	3.5	2.71
17/09/2012	2.5	3.5	3	2.25	2.3	3.5	2.71
18/09/2012	2.5	3.5	3	2.25	2.3	3.5	2.71
19/09/2012	2.5	3.5	3	2.25	2.3	3.5	2.71
20/09/2012	2.5	3.5	3	2.25	2.3	3.5	2.71
21/09/2012	2.5	3.5	3	2.25	2.3	3.5	2.71
22/09/2012	2.5	3.5	3	2.25	2.3	3.5	2.71
23/09/2012	2.5	3.5	3	2.25	2.3	3.5	2.71
24/09/2012	2.5	3.5	3	2.25	2.3	3.5	2.71
25/09/2012	2.5	3.5	3	2.25	2.3	3.5	2.71
26/09/2012	2.5	3.5	3	2.25	2.3	3.5	2.71
27/09/2012	2.5	3.5	3	2.25	2.3	3.5	2.71
28/09/2012	2.5	3.5	3	2.25	2.3	3.5	2.71
29/09/2012	2.5	3.5	3	2.25	2.3	3.5	2.71
30/09/2012	2.5	3.5	3	2.25	2.3	3.5	2.71
1/10/2012	2.5	3.5	3	2.25	2.3	3.5	2.71
2/10/2012	2.5	3.5	3	2.25	2.3	3.25	2.71
3/10/2012	2.5	3.5	3	2.25	2.3	3.25	2.71
4/10/2012	2.5	3.5	3	2.25	2.3	3.25	2.71
5/10/2012	2.5	3.5	3	2.25	2.3	3.25	2.71
6/10/2012	2.5	3.5	3	2.25	2.3	3.25	2.71
7/10/2012	2.5	3.5	3	2.25	2.3	3.25	2.71
8/10/2012	2.5	3.5	2.75	2.25	2.3	3.25	2.66
9/10/2012	2.5	3.5	2.75	2.25	2.3	3.25	2.66
10/10/2012	2.5	3.5	2.75	2.25	2.3	3.25	2.66
11/10/2012	2.5	3.5	2.75	2.25	2.3	3.25	2.66
12/10/2012	2.5	3.25	2.75	2.25	2.3	3.25	2.61

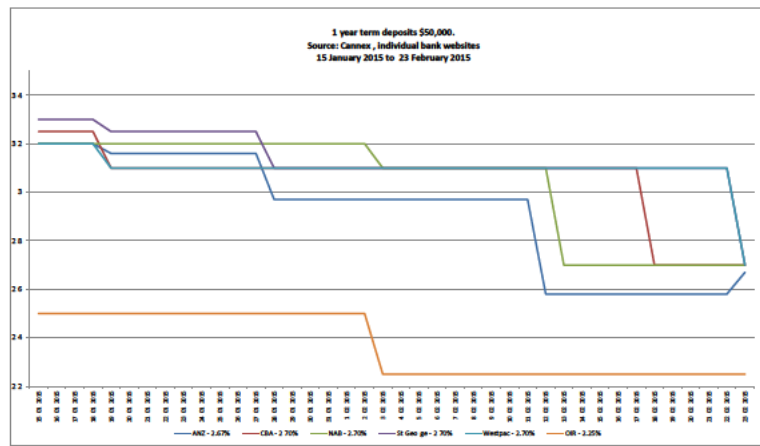
13/10/2012	2.5	3.25	2.75	2.25	2.3	3.25	2.61
14/10/2012	2.5	3.25	2.75	2.25	2.3	3.25	2.61
15/10/2012	2.5	3.25	2.75	2	2.05	3.25	2.51
16/10/2012	2.25	3.25	2.75	2	2.05	3.25	2.46
17/10/2012	2.25	3.25	2.75	2	2.05	3.25	2.46
18/10/2012	2.25	3.25	2.75	2	2.05	3.25	2.46
19/10/2012	2.25	3.25	2.75	2	2.05	3.25	2.46
20/10/2012	2.25	3.25	2.75	2	2.05	3.25	2.46
21/10/2012	2.25	3.25	2.75	2	2.05	3.25	2.46
22/10/2012	2.25	3.25	2.75	2	2.05	3.25	2.46
23/10/2012	2.25	3.25	2.75	2	2.05	3.25	2.46
24/10/2012	2.25	3.25	2.75	2	2.05	3.25	2.46
25/10/2012	2.25	3.25	2.75	2	2.05	3.25	2.46
26/10/2012	2.25	3.25	2.75	2	2.05	3.25	2.46
27/10/2012	2.25	3.25	2.75	2	2.05	3.25	2.46
28/10/2012	2.25	3.25	2.75	2	2.05	3.25	2.46
29/10/2012	2.25	3.25	2.75	2	2.05	3.25	2.46
30/10/2012	2.25	3.25	2.75	2	2.05	3.25	2.46
31/10/2012	2.25	3.25	2.75	2	2.05	3.25	2.46
1/11/2012	2.25	3.25	2.75	2	2.05	3.25	2.46
2/11/2012	2.25	3.25	2.75	2	2.05	3.25	2.46
3/11/2012	2.25	3.25	2.75	2	2.05	3.25	2.46
4/11/2012	2.25	3.25	2.75	2	2.05	3.25	2.46
5/11/2012	2.25	3.25	2.75	2	2.05	3.25	2.46
6/11/2012	2.25	3.25	2.75	2	2.05	3.25	2.46
7/11/2012	2.25	3.25	2.75	2	2.05	3.25	2.46
8/11/2012	2.25	3.25	2.75	2	2.05	3.25	2.46
9/11/2012	2.25	3.25	2.75	2	2.05	3.25	2.46
10/11/2012	2.25	3.25	2.75	2	2.05	3.25	2.46
11/11/2012	2.25	3.25	2.75	2	2.05	3.25	2.46
12/11/2012	2.25	3.25	2.75	2	2.05	3.25	2.46
13/11/2012	2.25	3.25	2.75	2	2.05	3.25	2.46
14/11/2012	2.25	3.25	2.75	2	2.05	3.25	2.46
15/11/2012	2.25	3.25	2.75	2	2.05	3.25	2.46
16/11/2012	2.25	3.25	2.75	2	2.05	3.25	2.46
17/11/2012	2.25	3.25	2.75	2	2.05	3.25	2.46
18/11/2012	2.25	3.25	2.75	2	2.05	3.25	2.46
19/11/2012	2.25	3.25	2.75	2	2.05	3.25	2.46
20/11/2012	2.25	3.25	2.75	2	2.05	3.25	2.46
21/11/2012	2.25	3.25	2.75	2	2.05	3.25	2.46
22/11/2012	2.25	3.25	2.75	2	2.05	3.25	2.46
23/11/2012	2.25	3.25	2.75	2	2.05	3.25	2.46
24/11/2012	2.25	3.25	2.75	2	2.05	3.25	2.46
25/11/2012	2.25	3.25	2.75	2	2.05	3.25	2.46
26/11/2012	2.25	3.25	2.75	2	2.05	3.25	2.46
27/11/2012	2.25	3.25	2.75	2	2.05	3.25	2.46
28/11/2012	2.25	3.25	2.75	2	2.05	3.25	2.46
29/11/2012	2.25	3.25	2.75	2	2.05	3.25	2.46
30/11/2012	2.25	3.25	2.75	2	2.05	3.25	2.46
1/12/2012	2.25	3.25	2.75	2	2.05	3.25	2.46
2/12/2012	2.25	3.25	2.75	2	2.05	3.25	2.46
3/12/2012	2.25	3.25	2.75	2	2.05	3.25	2.46
4/12/2012	2.25	3.25	2.75	2	2.05	3.25	2.46
5/12/2012	2.25	3.25	2.75	2	2.05	3.25	2.46
6/12/2012	2.25	3.25	2.75	2	2.05	3	2.46
7/12/2012	2.25	3.25	2.75	2	2.05	3	2.46
8/12/2012	2.25	3.25	2.75	2	2.05	3	2.46
9/12/2012	2.25	3.25	2.75	2	2.05	3	2.46
10/12/2012	2.25	3	2.5	1.75	2.05	3	2.31
11/12/2012	2.25	2	2.5	1.75	2.05	3	2.11
12/12/2012	2.25	2	2.5	1.75	2.05	3	2.11

13/12/2012	2	2	2.5	1.75	2.05	3	2.06
14/12/2012	2	2	2.5	1.75	2.05	3	2.06
15/12/2012	2	2	2.5	1.75	2.05	3	2.06
16/12/2012	2	2	2.5	1.75	2.05	3	2.06
17/12/2012	2	2	2.5	1.75	1.8	3	2.01
18/12/2012	2	2	2.5	1.75	1.8	3	2.01
19/12/2012	2	2	2.5	1.75	1.8	3	2.01
20/12/2012	2	2	2.5	1.75	1.8	3	2.01
21/12/2012	2	2	2.5	1.75	1.8	3	2.01
22/12/2012	2	2	2.5	1.75	1.8	3	2.01
23/12/2012	2	2	2.5	1.75	1.8	3	2.01
24/12/2012	2	2	2.5	1.75	1.8	3	2.01
25/12/2012	2	2	2.5	1.75	1.8	3	2.01
26/12/2012	2	2	2.5	1.75	1.8	3	2.01
27/12/2012	2	2	2.5	1.75	1.8	3	2.01
28/12/2012	2	2	2.5	1.75	1.8	3	2.01
29/12/2012	2	2	2.5	1.75	1.8	3	2.01
30/12/2012	2	2	2.5	1.75	1.8	3	2.01
31/12/2012	2	2	2.5	1.75	1.8	3	2.01
1/01/2013	2	2	2.5	1.75	1.8	3	2.01
2/01/2013	2	2	2.5	1.75	1.8	3	2.01
3/01/2013	2	2	2.5	1.75	1.8	3	2.01
4/01/2013	2	2	2.5	1.75	1.8	3	2.01
5/01/2013	2	2	2.5	1.75	1.8	3	2.01
6/01/2013	2	2	2.5	1.75	1.8	3	2.01
7/01/2013	2	2	2.5	1.75	1.8	3	2.01
8/01/2013	2	2	2.5	1.75	1.8	3	2.01
9/01/2013	2	2	2.5	1.75	1.8	3	2.01
10/01/2013	2	2	2.5	1.75	1.8	3	2.01
11/01/2013	2	2	2.5	1.75	1.8	3	2.01
12/01/2013	2	2	2.5	1.75	1.8	3	2.01
13/01/2013	2	2	2.5	1.75	1.8	3	2.01
14/01/2013	2	2	2.5	1.75	1.8	3	2.01
15/01/2013	2	2	2.5	1.75	1.8	3	2.01
16/01/2013	2	2	2.5	1.75	1.8	3	2.01
17/01/2013	2	2	2.5	1.75	1.8	3	2.01
18/01/2013	2	2	2.5	1.75	1.8	3	2.01
19/01/2013	2	2	2.5	1.75	1.8	3	2.01
20/01/2013	2	2	2.5	1.75	1.8	3	2.01
21/01/2013	2	2	2.5	1.75	1.8	3	2.01
22/01/2013	2	2	2.5	1.75	1.8	3	2.01
23/01/2013	2	2	2.5	1.75	1.8	3	2.01
24/01/2013	2	2	2.5	1.75	1.8	3	2.01
25/01/2013	2	2	2.5	1.75	1.8	3	2.01
26/01/2013	2	2	2.5	1.75	1.8	3	2.01
27/01/2013	2	2	2.5	1.75	1.8	3	2.01
28/01/2013	2	2	2.5	1.75	1.8	3	2.01
29/01/2013	2	2	2.5	1.75	1.8	3	2.01
30/01/2013	2	2	2.5	1.75	1.8	3	2.01
31/01/2013	2	2	2.5	1.75	1.8	3	2.01
1/02/2013	2	2	2.5	1.75	1.8	3	2.01
2/02/2013	2	2	2.5	1.75	1.8	3	2.01
3/02/2013	2	2	2.5	1.75	1.8	3	2.01
4/02/2013	2	2	2.5	1.75	1.8	3	2.01
5/02/2013	2	2	2.5	1.75	1.8	3	2.01
6/02/2013	2	2	2.5	1.75	1.8	3	2.01
7/02/2013	2	2	2.5	1.75	1.8	3	2.01
8/02/2013	2	2	2.5	1.75	1.8	3	2.01
9/02/2013	2	2	2.5	1.75	1.8	3	2.01
10/02/2013	2	2	2.5	1.75	1.8	3	2.01
11/02/2013	2	2	2.5	1.75	1.8	3	2.01

12/02/2013	2	2	2.5	1.75	1.8	3	2.01
13/02/2013	2	2	2.5	1.75	1.8	3	2.01
14/02/2013	2	2	2.5	1.75	1.8	3	2.01
15/02/2013	2	2	2.5	1.75	1.8	3	2.01
16/02/2013	2	2	2.5	1.75	1.8	3	2.01
17/02/2013	2	2	2.5	1.75	1.8	3	2.01
18/02/2013	2	2	2.5	1.75	1.8	3	2.01
19/02/2013	2	2	2.5	1.75	1.8	3	2.01
20/02/2013	2	2	2.5	1.75	1.8	3	2.01
21/02/2013	2	2	2.5	1.75	1.8	3	2.01
22/02/2013	2	2	2.5	1.75	1.8	3	2.01
23/02/2013	2	2	2.5	1.75	1.8	3	2.01
24/02/2013	2	2	2.5	1.75	1.8	3	2.01
25/02/2013	2	2	2.5	1.75	1.8	3	2.01
26/02/2013	2	2	2.5	1.75	1.8	3	2.01
27/02/2013	2	2	2.5	1.75	1.8	3	2.01
28/02/2013	2	2	2.5	1.75	1.8	3	2.01
1/03/2013	2	2	2.5	1.75	1.8	3	2.01
2/03/2013	2	2	2.5	1.75	1.8	3	2.01
3/03/2013	2	2	2.5	1.75	1.8	3	2.01
4/03/2013	2	2	2.5	1.75	1.8	3	2.01
5/03/2013	2	2	2.5	1.75	1.8	3	2.01
6/03/2013	2	2	2.5	1.75	1.8	3	2.01
7/03/2013	2	2	2.5	1.75	1.8	3	2.01
8/03/2013	2	2	2.5	1.75	1.8	3	2.01
9/03/2013	2	2	2.5	1.75	1.8	3	2.01
10/03/2013	2	2	2.5	1.75	1.8	3	2.01
11/03/2013	2	2	2.5	1.75	1.8	3	2.01
12/03/2013	2	2	2.5	1.75	1.8	3	2.01
13/03/2013	2	2	2.5	1.75	1.8	3	2.01
14/03/2013	2	2	2.5	1.75	1.8	3	2.01
15/03/2013	2	2	2.5	1.75	1.8	3	2.01
16/03/2013	2	2	2.5	1.75	1.8	3	2.01
17/03/2013	2	2	2.5	1.75	1.8	3	2.01
18/03/2013	2	2	2.5	1.75	1.8	3	2.01
19/03/2013	2	2	2.5	1.75	1.8	3	2.01
20/03/2013	2	2	2.5	1.75	1.8	3	2.01
21/03/2013	2	2	2.5	1.75	1.8	3	2.01
22/03/2013	2	2	2.5	1.75	1.8	3	2.01
23/03/2013	2	2	2.5	1.75	1.8	3	2.01
24/03/2013	2	2	2.5	1.75	1.8	3	2.01
25/03/2013	2	2	2.5	1.75	1.8	3	2.01
26/03/2013	2	2	2.5	1.75	1.8	3	2.01
27/03/2013	2	2	2.5	1.75	1.8	3	2.01
28/03/2013	2	2	2.5	1.75	1.8	3	2.01
29/03/2013	2	2	2.5	1.75	1.8	3	2.01
30/03/2013	2	2	2.5	1.75	1.8	3	2.01
31/03/2013	2	2	2.5	1.75	1.8	3	2.01
1/04/2013	2	2	2.5	1.75	1.8	3	2.01
2/04/2013	2	2	2.5	1.75	1.8	3	2.01
3/04/2013	2	2	2.5	1.75	1.8	3	2.01
4/04/2013	2	2	2.5	1.75	1.8	3	2.01
5/04/2013	2	2	2.5	1.75	1.8	3	2.01
6/04/2013	2	2	2.5	1.75	1.8	3	2.01
7/04/2013	2	2	2.5	1.75	1.8	3	2.01
8/04/2013	2	2	2.5	1.75	1.8	3	2.01
9/04/2013	2	2	2.5	1.75	1.8	3	2.01
10/04/2013	2	2	2.5	1.75	1.8	3	2.01
11/04/2013	2	2	2.5	1.75	1.8	3	2.01
12/04/2013	2	2	2.5	1.75	1.8	3	2.01
13/04/2013	2	2	2.5	1.75	1.8	3	2.01

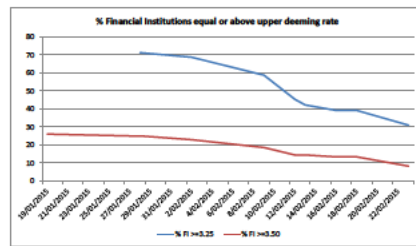
14/04/2013	2	2	2.5	1.75	1.8	3	2.01
15/04/2013	2	2	2.5	1.75	1.8	3	2.01
16/04/2013	2	2	2.5	1.75	1.8	3	2.01
17/04/2013	2	2	2.5	1.75	1.8	3	2.01
18/04/2013	2	2	2.5	1.75	1.8	3	2.01
19/04/2013	2	2	2.5	1.75	1.8	3	2.01
20/04/2013	2	2	2.5	1.75	1.8	3	2.01
21/04/2013	2	2	2.5	1.75	1.8	3	2.01
22/04/2013	2	2	2.5	1.75	1.8	3	2.01
23/04/2013	2	2	2.5	1.75	1.8	3	2.01
24/04/2013	2	2	2.5	1.75	1.8	3	2.01
25/04/2013	2	2	2.5	1.75	1.8	3	2.01
26/04/2013	2	2	2.5	1.75	1.8	3	2.01
27/04/2013	2	2	2.5	1.75	1.8	3	2.01
28/04/2013	2	2	2.5	1.75	1.8	3	2.01
29/04/2013	2	2	2.5	1.75	1.8	3	2.01
30/04/2013	2	2	2.5	1.75	1.8	3	2.01
1/05/2013	2	2	2.5	1.75	1.8	3	2.01
2/05/2013	2	2	2.5	1.75	1.8	3	2.01
3/05/2013	2	2	2.5	1.75	1.8	3	2.01
4/05/2013	2	2	2.5	1.75	1.8	3	2.01
5/05/2013	2	2	2.5	1.75	1.8	3	2.01
6/05/2013	2	2	2.5	1.75	1.8	3	2.01
7/05/2013	2	2	2.5	1.75	1.8	2.75	2.01
8/05/2013	2	2	2.5	1.75	1.8	2.75	2.01
9/05/2013	2	2	2.5	1.75	1.8	2.75	2.01
10/05/2013	2	2	2.5	1.75	1.8	2.75	2.01
11/05/2013	2	2	2.5	1.75	1.8	2.75	2.01
12/05/2013	2	2	2.5	1.75	1.8	2.75	2.01
13/05/2013	2	2	2.25	1.75	1.8	2.75	1.96
14/05/2013	2	2	2.25	1.75	1.8	2.75	1.96
15/05/2013	1.75	2	2.25	1.75	1.8	2.75	1.91
16/05/2013	1.75	2	2.25	1.75	1.8	2.75	1.91
17/05/2013	1.75	2	2.25	1.75	1.8	2.75	1.91
18/05/2013	1.75	2	2.25	1.75	1.8	2.75	1.91
19/05/2013	1.75	2	2.25	1.75	1.8	2.75	1.91
20/05/2013	1.75	2	2.25	1.75	1.8	2.75	1.91
21/05/2013	1.75	2	2.25	1.75	1.8	2.75	1.91
22/05/2013	1.75	2	2.25	1.75	1.8	2.75	1.91
23/05/2013	1.75	2	2.25	1.75	1.55	2.75	1.86
24/05/2013	1.75	2	2.25	1.5	1.55	2.75	1.81
25/05/2013	1.75	2	2.25	1.5	1.55	2.75	1.81
26/05/2013	1.75	2	2.25	1.5	1.55	2.75	1.81
27/05/2013	1.75	2	2.25	1.5	1.55	2.75	1.81
28/05/2013	1.75	2	2.25	1.5	1.55	2.75	1.81
29/05/2013	1.75	2	2.25	1.5	1.55	2.75	1.81
30/05/2013	1.75	2	2.25	1.5	1.55	2.75	1.81
31/05/2013	1.75	2	2.25	1.5	1.55	2.75	1.81
1/06/2013	1.75	2	2.25	1.5	1.55	2.75	1.81
2/06/2013	1.75	2	2.25	1.5	1.55	2.75	1.81
3/06/2013	1.75	2	2.25	1.5	1.55	2.75	1.81
4/06/2013	1.75	2	2.25	1.5	1.55	2.75	1.81
5/06/2013	1.75	2	2.25	1.5	1.55	2.75	1.81
6/06/2013	1.75	2	2.25	1.5	1.55	2.75	1.81
7/06/2013	1.75	2	2.25	1.5	1.55	2.75	1.81
8/06/2013	1.75	2	2.25	1.5	1.55	2.75	1.81
9/06/2013	1.75	2	2.25	1.5	1.55	2.75	1.81
10/06/2013	1.75	2	2.25	1.5	1.55	2.75	1.81
11/06/2013	1.75	2	2.25	1.5	1.55	2.75	1.81
12/06/2013	1.75	2	2.25	1.5	1.55	2.75	1.81

	ANZ	CBA	NAB	St George Bank	Westpac	OR	Top 5 Avg	LDR	LDR
15/01/2015	3.2	3.25	3.2	3.3	3.2	2.5	3.23	2	3.5
16/01/2015	3.2	3.25	3.2	3.3	3.2	2.5	3.23	2	3.5
17/01/2015	3.2	3.25	3.2	3.3	3.2	2.5	3.23	2	3.5
18/01/2015	3.2	3.25	3.2	3.3	3.2	2.5	3.23	2	3.5
19/01/2015	3.18	3.1	3.2	3.25	3.1	2.5	3.182	2	3.5
20/01/2015	3.18	3.1	3.2	3.25	3.1	2.5	3.182	2	3.5
21/01/2015	3.18	3.1	3.2	3.25	3.1	2.5	3.182	2	3.5
22/01/2015	3.18	3.1	3.2	3.25	3.1	2.5	3.182	2	3.5
23/01/2015	3.18	3.1	3.2	3.25	3.1	2.5	3.182	2	3.5
24/01/2015	3.18	3.1	3.2	3.25	3.1	2.5	3.182	2	3.5
25/01/2015	3.18	3.1	3.2	3.25	3.1	2.5	3.182	2	3.5
26/01/2015	3.18	3.1	3.2	3.25	3.1	2.5	3.182	2	3.5
27/01/2015	2.97	3.1	3.2	3.1	3.1	2.5	3.09	2	3.5
28/01/2015	2.97	3.1	3.2	3.1	3.1	2.5	3.09	2	3.5
29/01/2015	2.97	3.1	3.2	3.1	3.1	2.5	3.09	2	3.5
30/01/2015	2.97	3.1	3.2	3.1	3.1	2.5	3.09	2	3.5
31/01/2015	2.97	3.1	3.2	3.1	3.1	2.5	3.09	2	3.5
1/02/2015	2.97	3.1	3.2	3.1	3.1	2.5	3.09	2	3.5
2/02/2015	2.97	3.1	3.2	3.1	3.1	2.5	3.09	2	3.5
3/02/2015	2.97	3.1	3.1	3.1	3.1	2.25	3.07	2	3.5
4/02/2015	2.97	3.1	3.1	3.1	3.1	2.25	3.07	2	3.5
5/02/2015	2.97	3.1	3.1	3.1	3.1	2.25	3.07	2	3.5
6/02/2015	2.97	3.1	3.1	3.1	3.1	2.25	3.07	2	3.5
7/02/2015	2.97	3.1	3.1	3.1	3.1	2.25	3.07	2	3.5
8/02/2015	2.97	3.1	3.1	3.1	3.1	2.25	3.07	2	3.5
9/02/2015	2.97	3.1	3.1	3.1	3.1	2.25	3.07	2	3.5
10/02/2015	2.97	3.1	3.1	3.1	3.1	2.25	3.07	2	3.5
11/02/2015	2.97	3.1	3.1	3.1	3.1	2.25	3.07	2	3.5
12/02/2015	2.58	3.1	3.1	3.1	3.1	2.25	2.996	2	3.5
13/02/2015	2.58	3.1	2.7	3.1	3.1	2.25	2.916	2	3.5
14/02/2015	2.58	3.1	2.7	3.1	3.1	2.25	2.916	2	3.5
15/02/2015	2.58	3.1	2.7	3.1	3.1	2.25	2.916	2	3.5
16/02/2015	2.58	3.1	2.7	3.1	3.1	2.25	2.916	2	3.5
17/02/2015	2.58	3.1	2.7	3.1	3.1	2.25	2.916	2	3.5
18/02/2015	2.58	2.7	2.7	3.1	3.1	2.25	2.836	2	3.5
19/02/2015	2.58	2.7	2.7	3.1	3.1	2.25	2.836	2	3.5
20/02/2015	2.58	2.7	2.7	3.1	3.1	2.25	2.836	2	3.5
21/02/2015	2.58	2.7	2.7	3.1	3.1	2.25	2.836	2	3.5
22/02/2015	2.58	2.7	2.7	2.7	2.7	2.25	2.76	2	3.5

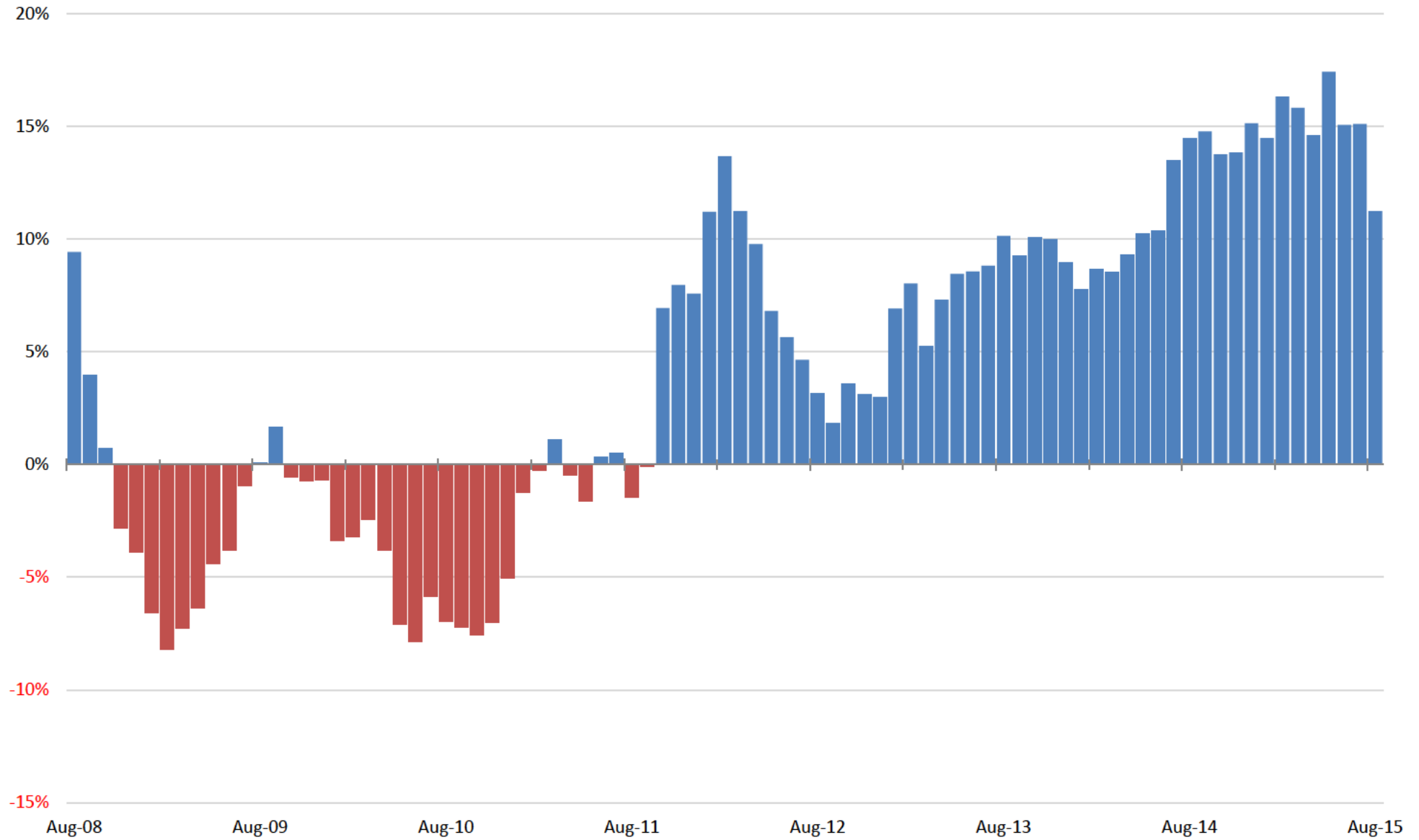


data >= 3.25 >= 3.5

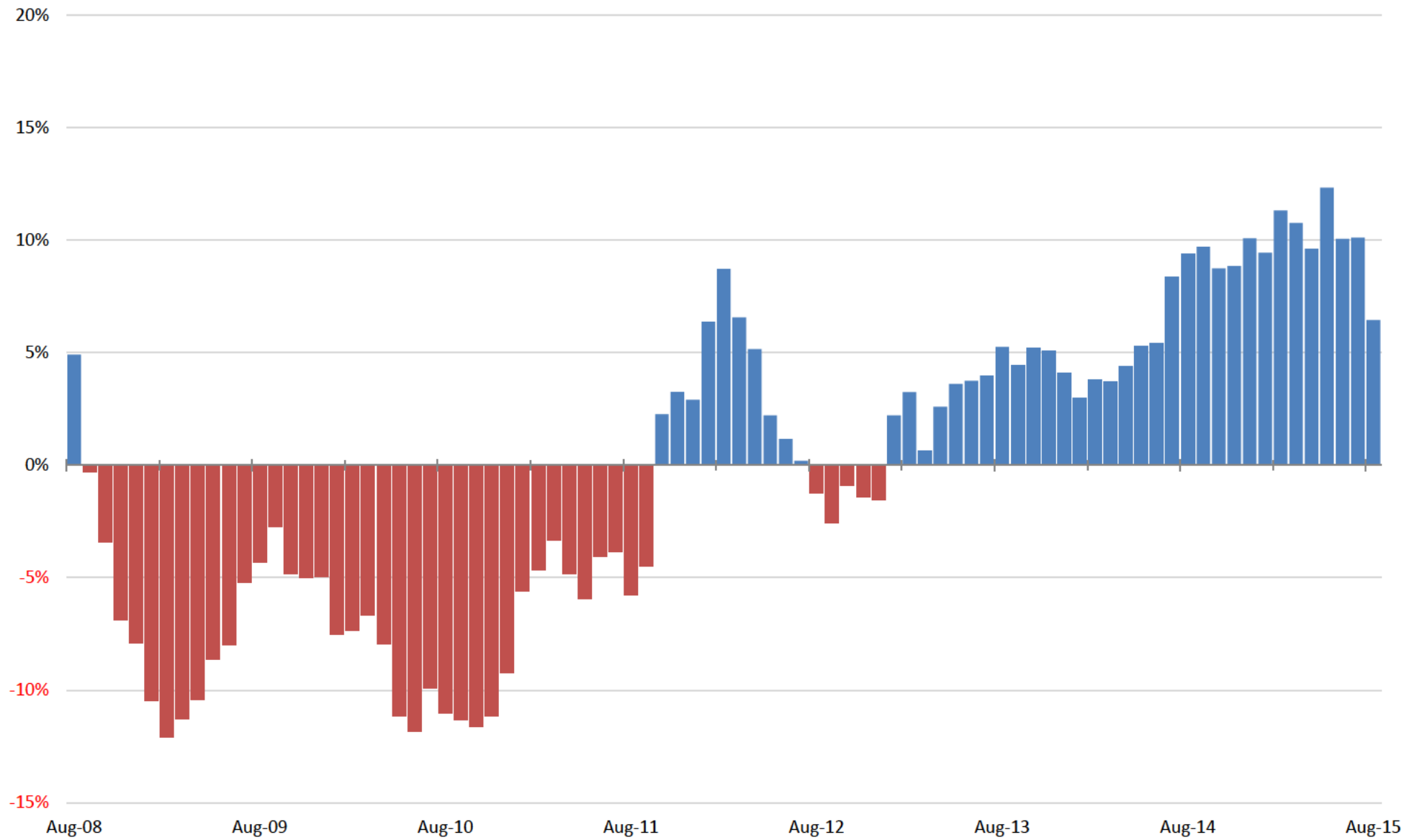
date	% FI >= 3.25	% FI >= 3.50
18/01/2015		26.0
27/01/2015		25
28/01/2015	71.28	25
28/02/2015	68.75	22.02
9/02/2015	58.70	18.50
12/02/2015	5.36	1.3
13/02/2015	2.28	1.3
16/02/2015	30.18	13.
18/02/2015	30.18	13.
23/02/2015	31.00	8.0

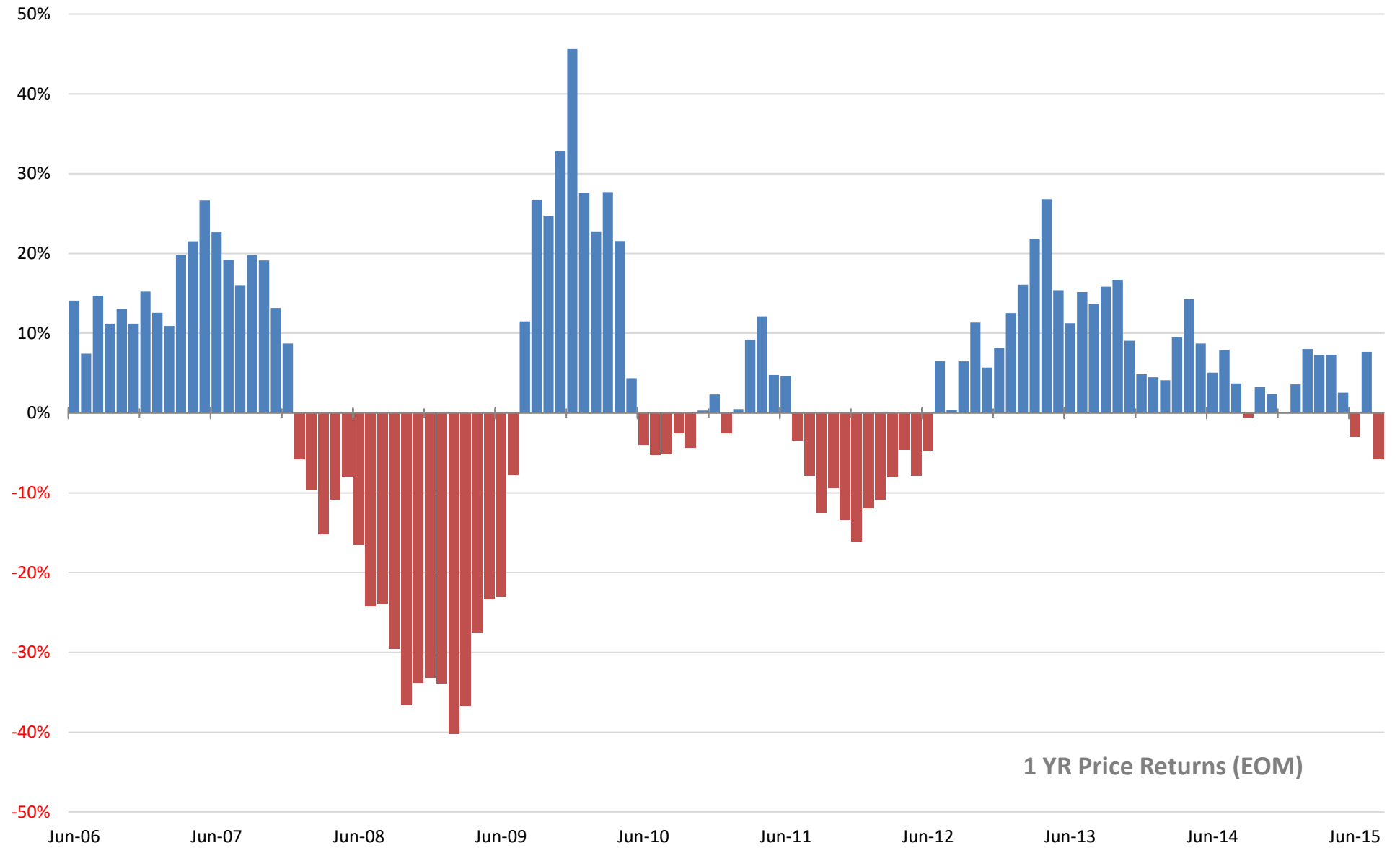


3 YR Price Returns S&P/ASX 200 (at end of each month)



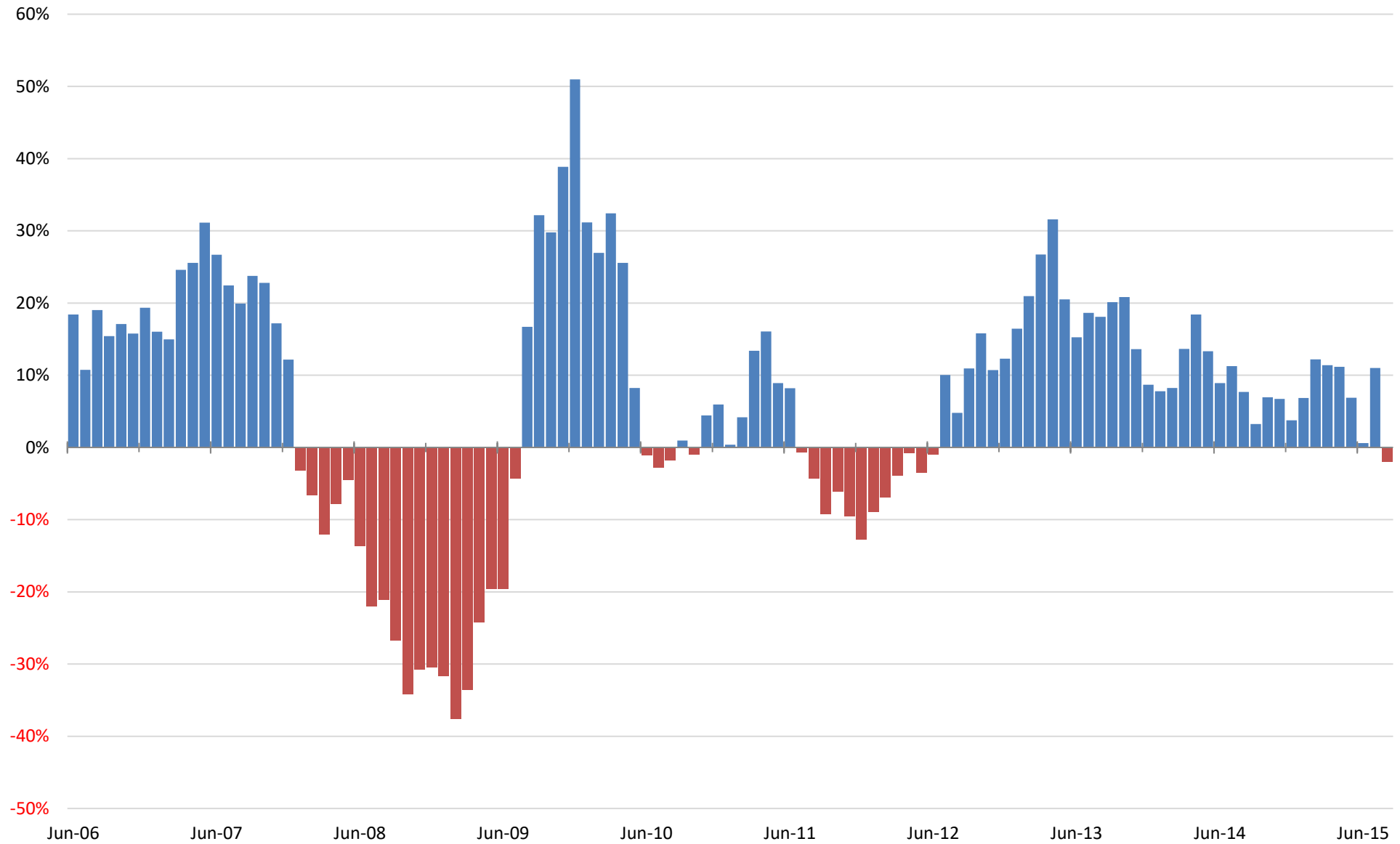
3 YR Price Returns S&P/ASX 200 (at end of each month)





1 YR Price Returns (EOM)

1 YR Total Returns S&P/ASX 200 (at end of each month)





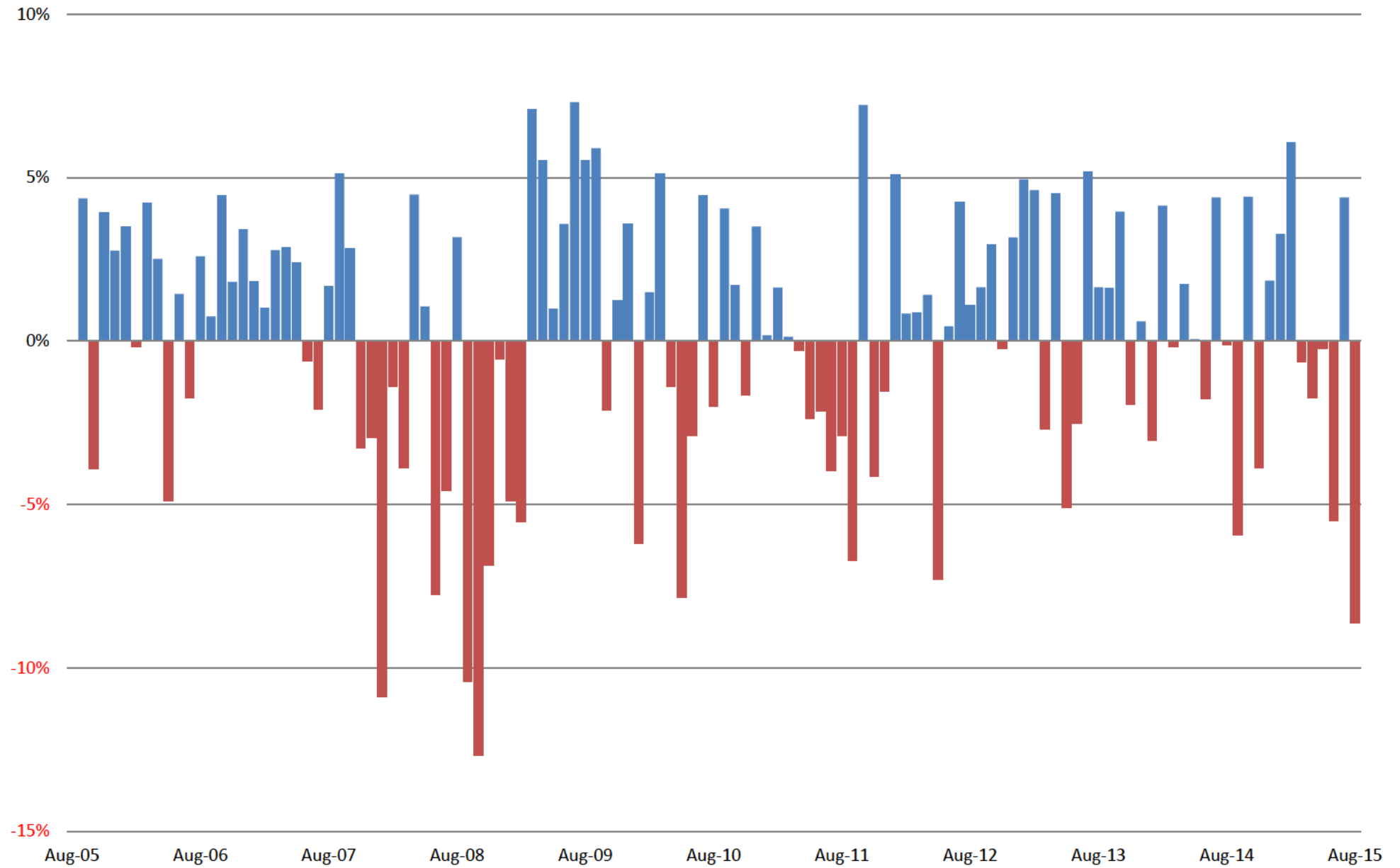
Last Updated: Sep 08, 2015

Effective date	S&P/ASX 200 (TR)	S&P/ASX 200	RANK EOM
31/08/2005	25677.85	4446.78	EOM
30/09/2005	26982.33	4641.16	EOM
31/10/2005	25942.78	4459.67	EOM
30/11/2005	27107.55	4634.81	EOM
30/12/2005	27943.1	4763.37	EOM
31/01/2006	28918.36	4929.56	EOM
28/02/2006	29087.24	4921.35	EOM
31/03/2006	30466.58	5129.71	EOM
28/04/2006	31246.03	5258.8	EOM
31/05/2006	29776.09	5001.67	EOM
30/06/2006	30405.08	5073.88	EOM
31/07/2006	29881.74	4986	EOM
31/08/2006	30877.76	5115.44	EOM
29/09/2006	31288.22	5154.08	EOM
31/10/2006	32718.57	5384.38	EOM
30/11/2006	33475.56	5482.06	EOM
29/12/2006	34711.37	5669.87	EOM
31/01/2007	35345.11	5773.38	EOM
28/02/2007	35920.87	5832.53	EOM
30/03/2007	37103.54	5995.05	EOM
30/04/2007	38176.9	6166.02	EOM
31/05/2007	39184.96	6313.5	EOM
29/06/2007	39119.09	6274.93	EOM
31/07/2007	38304.16	6144.17	EOM
31/08/2007	39240.53	6247.2	EOM
28/09/2007	41424.1	6567.75	EOM
31/10/2007	42623.77	6754.15	EOM
30/11/2007	41416.74	6533.15	EOM
31/12/2007	40291.21	6339.84	EOM
31/01/2008	35920.24	5650.26	EOM
29/02/2008	35673.6	5572.09	EOM
31/03/2008	34491.92	5355.69	EOM
30/04/2008	36054.83	5595.41	EOM
30/05/2008	36604.8	5654.7	EOM
30/06/2008	33875.33	5215.31	EOM
31/07/2008	32329.82	4977.37	EOM
29/08/2008	33652.13	5135.57	EOM
30/09/2008	30338.76	4600.52	EOM
31/10/2008	26514.52	4017.96	EOM
28/11/2008	24869.93	3742.52	EOM
31/12/2008	24801.27	3722.31	EOM
30/01/2009	23591.65	3540.71	EOM
27/02/2009	22512.85	3344.51	EOM
31/03/2009	24310.04	3582.15	EOM
30/04/2009	25663.58	3780.46	EOM
29/05/2009	26011.84	3817.97	EOM
30/06/2009	27053.61	3954.89	EOM
31/07/2009	29032.28	4243.98	EOM
31/08/2009	30939.49	4479.13	EOM

30/09/2009	32870.39	4743.64 EOM
30/10/2009	32185.68	4643.23 EOM
30/11/2009	32759.73	4701.35 EOM
31/12/2009	33985.86	4870.64 EOM
29/01/2010	31886.25	4569.62 EOM
26/02/2010	32576.06	4637.72 EOM
31/03/2010	34448.55	4875.52 EOM
30/04/2010	33973.06	4807.37 EOM
31/05/2010	31422.49	4429.67 EOM
30/06/2010	30609.97	4301.51 EOM
30/07/2010	31977.26	4493.48 EOM
31/08/2010	31609.43	4404.23 EOM
30/09/2010	33069.97	4582.91 EOM
29/10/2010	33659.48	4661.6 EOM
30/11/2010	33298.68	4584.43 EOM
31/12/2010	34518.53	4745.24 EOM
31/01/2011	34582.28	4753.92 EOM
28/02/2011	35394.9	4831.66 EOM
31/03/2011	35632.05	4837.88 EOM
29/04/2011	35527.91	4823.24 EOM
31/05/2011	34829.07	4708.3 EOM
30/06/2011	34200.68	4607.97 EOM
29/07/2011	32841.59	4424.65 EOM
31/08/2011	32214.85	4296.55 EOM
30/09/2011	30239.41	4008.6 EOM
31/10/2011	32430.57	4298.12 EOM
30/11/2011	31302.54	4119.82 EOM
30/12/2011	30879.12	4056.56 EOM
31/01/2012	32448.82	4262.68 EOM
29/02/2012	33068.21	4298.55 EOM
30/03/2012	33472.33	4335.24 EOM
30/04/2012	33950.94	4396.58 EOM
31/05/2012	31695.6	4076.26 EOM
29/06/2012	31904.52	4094.63 EOM
31/07/2012	33270.37	4269.15 EOM
31/08/2012	33981.77	4316.11 EOM
28/09/2012	34723.66	4387.02 EOM
31/10/2012	35760.08	4517 EOM
30/11/2012	35929.26	4506.04 EOM
31/12/2012	37134.53	4648.95 EOM
31/01/2013	38973.87	4878.78 EOM
28/02/2013	41067.34	5104.08 EOM
28/03/2013	40160.92	4966.5 EOM
30/04/2013	41983.8	5191.22 EOM
31/05/2013	40093.75	4926.57 EOM
28/06/2013	39163.27	4802.59 EOM
31/07/2013	41199.66	5051.98 EOM
30/08/2013	42231.38	5134.96 EOM
30/09/2013	43157.87	5218.88 EOM
31/10/2013	44872.92	5425.5 EOM
29/11/2013	44285.13	5320.05 EOM
31/12/2013	44635.11	5352.21 EOM
31/01/2014	43283.12	5190 EOM
28/02/2014	45435.69	5404.82 EOM
31/03/2014	45567.84	5394.83 EOM
30/04/2014	46375.34	5489.07 EOM
30/05/2014	46690.53	5492.55 EOM
30/06/2014	45991.23	5395.75 EOM
31/07/2014	48015.77	5632.91 EOM

29/08/2014	48315.28	5625.89 EOM
30/09/2014	45716.65	5292.81 EOM
31/10/2014	47741.32	5526.6 EOM
28/11/2014	46187.8	5313 EOM
31/12/2014	47139.24	5411.02 EOM
30/01/2015	48684.64	5588.32 EOM
27/02/2015	52038.06	5928.77 EOM
31/03/2015	52006.71	5891.5 EOM
30/04/2015	51120.74	5789.98 EOM
29/05/2015	51324.94	5777.16 EOM
30/06/2015	48602.26	5459.01 EOM
31/07/2015	50741.72	5699.16 EOM
31/08/2015	46787.73	5206.98 EOM



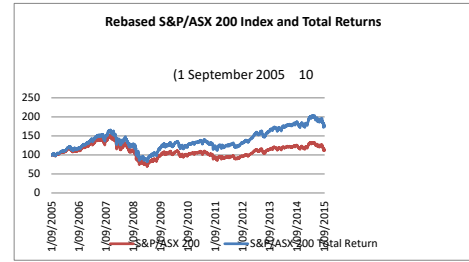


Case No.	Case Name	Case Status	Case Type	Case Description
100-1000000000000000000	John Doe	Open	Administrative	Administrative case involving...
100-1000000000000000001	Jane Smith	Closed	Criminal	Criminal case involving...
100-1000000000000000002	John Doe	Open	Civil	Civil case involving...
100-1000000000000000003	Jane Smith	Open	Administrative	Administrative case involving...
100-1000000000000000004	John Doe	Closed	Criminal	Criminal case involving...
100-1000000000000000005	Jane Smith	Open	Civil	Civil case involving...



Last Updated: Sep 08, 2015

Effective date	S&P/ASX 200 Total Return	S&P/ASX 200	S&P/ASX 200 Total Return	S&P/ASX 200
31/08/2005	25677.85	4446.78	100	100
1/09/2005	25986.16	4497.66	100	100
2/09/2005	25859.27	4473.67	99.51170161	99.46661153
5/09/2005	25794.22	4455.44	99.26137606	99.06128965
6/09/2005	25835.4	4461.95	99.41984503	99.20603158
7/09/2005	26010.59	4492.01	100.09401116	99.87437912
8/09/2005	25920.91	4474.91	99.74890448	99.49418142
9/09/2005	25886.9	4468.12	99.61802744	99.34321403
12/09/2005	25914.44	4471.76	99.72400693	99.424145
13/09/2005	26050.28	4495.14	100.2467467	99.94397086
14/09/2005	26185.22	4518.27	100.7660231	100.4582383
15/09/2005	26160.94	4513.92	100.6725888	100.3615213
16/09/2005	26391.95	4553.63	101.561562	101.2442429
19/09/2005	26384.94	4551.26	101.5345861	101.1917308
20/09/2005	26558.79	4580.92	102.2035961	101.851848
21/09/2005	26393.46	4552.4	101.5673728	101.2170773
22/09/2005	26447.5	4561.72	101.7753296	101.4242962
23/09/2005	26451.33	4562.38	101.7900683	101.4389705
26/09/2005	26839.62	4618.87	103.2842867	102.6949569
27/09/2005	26900.72	4629.19	103.5194119	102.9244096
28/09/2005	26902.38	4627.56	103.5257999	102.8881685
29/09/2005	27158.77	4671.96	104.5124405	103.8686784
30/09/2005	26982.33	4641.16	103.8334637	103.190548
3/10/2005	26989.61	4642.42	103.8614786	103.2185625
4/10/2005	26997.64	4643.63	103.8923796	103.2454654
5/10/2005	26415.98	4543.51	101.6540343	101.019419
6/10/2005	25856.67	4447.31	99.50169629	98.88052899
7/10/2005	25818.24	4440.6	99.35380987	98.7313403
10/10/2005	25987.61	4469.06	100.0055799	99.36411378
11/10/2005	25754.64	4428.84	99.10960421	98.469871
12/10/2005	25983.6	4468.21	99.9901486	99.34521507
13/10/2005	25767.24	4431.01	99.15755156	98.5181831
14/10/2005	25622.47	4406.11	98.0044732	97.96449709
17/10/2005	25740.74	4425.27	99.0555742	98.39049639
18/10/2005	25938.51	4459.27	99.81663316	99.14844504
19/10/2005	25460.94	4377.17	97.9788472	97.32105139
20/10/2005	25479.22	4380.05	98.04919234	97.38508469
21/10/2005	25387.71	4364.32	97.69704335	97.03534727
24/10/2005	25346.51	4357.24	97.53849742	96.87793208
25/10/2005	25541.91	4390.83	98.29043614	97.62476488
26/10/2005	25847.6	4443.38	99.46679309	98.79315022
27/10/2005	25787.31	4433.01	99.23478498	98.56258588
28/10/2005	25496.84	4383.01	98.11699766	97.45089669
31/10/2005	25942.78	4459.67	99.83306499	99.15533855
1/11/2005	26030.04	4474.67	100.1688591	99.48884531
2/11/2005	25923.47	4456.35	99.7587562	99.08152239
3/11/2005	26261.92	4513.66	101.0607954	100.3557405
4/11/2005	26295.96	4519.63	101.1921731	100.4862529
7/11/2005	26257.56	4512.45	101.0444021	100.3288377
8/11/2005	26535.83	4554.46	102.1152413	101.2628789
9/11/2005	26370.83	4526.14	101.480288	100.6332182
10/11/2005	26473.37	4543.74	101.8748826	101.0245328
11/11/2005	26651.18	4574.26	102.5591315	101.7031078
14/11/2005	26852.1	4608.44	103.3323123	102.4630586
15/11/2005	26821.27	4603.15	103.2136722	102.3454419
16/11/2005	26925.89	4621.11	103.6162711	102.7447606
17/11/2005	27002.66	4629.13	103.9116976	102.9230756
18/11/2005	27247.48	4671.1	104.8538145	103.8562275
21/11/2005	27203.21	4654.18	104.634546	103.4900318
22/11/2005	27020.63	4622.95	103.9808498	102.7856708
23/11/2005	26988.17	4616.62	103.8559372	102.6449309
24/11/2005	27197.21	4652.33	104.6603654	103.4388993
25/11/2005	27176.39	4648.77	104.5802458	103.3597471
28/11/2005	27285.99	4665.32	105.0020088	103.7277162
29/11/2005	27132.36	4639.05	104.4108094	103.1436347
30/11/2005	27107.55	4634.81	104.3153355	103.0493634
1/12/2005	26787.73	4580.12	103.0846035	101.8333978
2/12/2005	27041.3	4623.48	104.0603921	102.7974547
5/12/2005	27057.47	4624.59	104.1226176	102.8221342
6/12/2005	27007.56	4616.03	103.9305538	102.631813
7/12/2005	27053.3	4623.95	104.1065706	102.8056912
8/12/2005	26785.51	4578	103.0760605	101.7862622
9/12/2005	26797.7	4580.08	103.1229701	101.8325085
12/12/2005	26985.24	4611.87	103.8446619	102.5393204
13/12/2005	26840.46	4587.13	103.2875192	101.9892566
14/12/2005	27020.53	4617.9	103.980465	102.6733902
15/12/2005	27078.81	4627.86	104.2047382	102.8948386
16/12/2005	27173.42	4644.03	104.5688166	103.2543589
19/12/2005	27240.09	4655.42	104.8253763	103.5076017
20/12/2005	27338.56	4672.25	105.2043088	103.8817963
21/12/2005	27608.7	4718.18	106.2438621	104.902994
22/12/2005	27609.88	4707.79	106.248403	104.671985
23/12/2005	27734.1	4727.74	106.7284267	105.115549
28/12/2005	27897.55	4755.6	107.3564153	105.7348922
29/12/2005	27996.68	4772.5	107.7368876	106.1107331
30/12/2005	27943.1	4763.37	107.530701	105.9077387
3/01/2006	28017.17	4775.99	107.8157373	106.188329
4/01/2006	28276.94	4820.27	108.8153848	107.172841
5/01/2006	28238.12	4813.66	108.6659976	107.0258757
6/01/2006	28105.56	4791.06	108.1558799	106.5233922
9/01/2006	28342.9	4831.52	109.0692122	107.4229711
10/01/2006	28256.02	4816.71	108.7348804	107.0936887
11/01/2006	28382	4838.13	109.2196769	107.5699364
12/01/2006	28374.83	4836.91	109.1920853	107.5428112
13/01/2006	28373.86	4836.74	109.1883526	107.5390314
16/01/2006	28371.63	4836.36	109.1797711	107.5305826
17/01/2006	28546.14	4866.11	109.8513209	108.1920376
18/01/2006	28081.35	4786.88	108.0627149	106.4304549
19/01/2006	28398.42	4840.93	109.2828644	107.632191
20/01/2006	28477.69	4854.44	109.5879114	107.9325694
23/01/2006	28229.14	4812.07	108.6314407	106.990524
24/01/2006	28303.77	4824.79	108.9186321	107.2733377
25/01/2006	28518.23	4861.35	109.7439175	108.0862048
27/01/2006	28858.08	4919.28	111.0517291	109.3742079
30/01/2006	28999.67	4943.42	111.596596	109.9109315
31/01/2006	28918.36	4929.56	111.2836987	109.6027712
1/02/2006	29077.78	4956.73	111.8971791	110.2068631
2/02/2006	28774.76	4905.08	110.7310969	109.0584882
3/02/2006	28649.79	4883.78	110.250187	108.5849086
6/02/2006	28840.07	4915.59	110.982423	109.2921653
7/02/2006	28807.37	4905.36	110.8565867	109.0647137
8/02/2006	28373.28	4831.45	109.1861206	107.4214147
9/02/2006	28644.34	4877.6	110.2292143	108.4475038
10/02/2006	28608.83	4871.46	110.0925647	108.3109884
13/02/2006	28289.51	4817.09	108.8637567	107.1021376
14/02/2006	28565.96	4864.16	109.9275922	108.1486818
15/02/2006	28395.02	4835.01	109.2697805	107.500567
16/02/2006	28310.35	4820.59	108.9439532	107.1799558
17/02/2006	28189.11	4799.95	108.4773972	106.7210505
20/02/2006	28490.23	4835.51	109.6361679	107.5111839
21/02/2006	28747.1	4879.11	110.6246556	108.4810768



22/02/2006	28814.82	4886.75	110.8852558	108.6509429
23/02/2006	28984.51	4913.24	111.5382573	109.2399159
24/02/2006	28868.04	4893.42	111.0900572	108.7992423
27/02/2006	29083.91	4924.1	111.9207686	109.4813748
28/02/2006	29087.24	4921.35	111.9335831	109.4202319
1/03/2006	28652.56	4850.61	110.3762926	107.847414
2/03/2006	29022.89	4903.84	111.6859513	109.0305183
3/03/2006	28994.53	4898.54	111.5768163	108.9130792
6/03/2006	29058.07	4903.87	111.821331	109.0315853
7/03/2006	28916.19	4879.67	111.2753481	108.4935277
8/03/2006	28877.41	4872.96	111.1261148	108.3443391
9/03/2006	29008.94	4894.4	111.6322689	108.8210314
10/03/2006	28980.03	4888.12	111.5210173	108.6814032
13/03/2006	29354.49	4951.28	112.9620152	110.085689
14/03/2006	29242.85	4932.18	112.5324019	109.6610237
15/03/2006	29327.42	4946.29	112.8578443	109.9747424
16/03/2006	29516.78	4977.94	113.5865399	110.6784417
17/03/2006	29480.18	4971.71	113.4456957	110.5399252
20/03/2006	29653.29	5000.39	114.111856	111.1775901
21/03/2006	29601.19	4991.28	113.9138667	110.9750404
22/03/2006	29732.51	5013.38	114.4167126	111.466407
23/03/2006	29862.55	5035.26	114.9171328	111.9528822
24/03/2006	29891.48	5040.09	115.0284613	112.0602713
27/03/2006	30213.89	5088.12	116.2691602	113.12816
28/03/2006	30199.87	5085.76	116.2152084	113.0756882
29/03/2006	30229.22	5090.48	116.3281531	113.1806317
30/03/2006	30376.88	5114.98	116.8963787	113.7253594
31/03/2006	30466.58	5129.71	117.2415624	114.052863
3/04/2006	30770.47	5180.52	118.4109926	115.1825616
4/04/2006	30663.66	5162.54	117.9999661	114.7827982
5/04/2006	30929.02	5207.05	119.0172769	115.7724239
6/04/2006	31117.25	5238.91	119.7454722	116.4807922
7/04/2006	31081.91	5232.87	119.6094767	116.3465002
10/04/2006	30840.98	5192.28	118.6823294	115.4440309
11/04/2006	31086.95	5233.49	119.6288717	116.3602851
12/04/2006	30791.16	5183.69	118.4906119	115.2530427
13/04/2006	30751.03	5175.7	118.3361836	115.0753948
18/04/2006	31184.17	5248.61	120.0029939	116.6964599
19/04/2006	31395.02	5283.88	120.8143874	117.4806455
20/04/2006	31353.35	5276.86	120.6540328	117.3245643
21/04/2006	31194.44	5250.12	120.0425149	116.730033
24/04/2006	31311.42	5269.81	120.4926776	117.1678162
26/04/2006	31652.49	5327.21	121.805184	118.4443353
27/04/2006	31451.82	5300.17	121.1868933	117.8428338
28/04/2006	31246.03	5258.8	120.2410437	116.9230222
1/05/2006	31552.97	5310.37	121.4222109	118.0696184
2/05/2006	31331.4	5273.08	120.5695647	117.2405206
3/05/2006	31334.01	5273.52	120.5796085	117.2503035
4/05/2006	30832.73	5189.15	118.6505817	115.3744392
5/05/2006	31226.32	5255.39	120.1651956	116.847205
8/05/2006	31638.46	5323.96	121.7511937	118.3717755
9/05/2006	31649.25	5325.77	121.7927158	118.4120187
10/05/2006	31806.09	5352.17	122.3962679	118.9899006
11/05/2006	31879.39	5364.5	122.6783411	119.2731331
12/05/2006	31671.24	5329.48	121.8773378	118.494506
15/05/2006	31136.69	5234.1	119.8202813	116.9739477
16/05/2006	31037.38	5217.4	119.4381163	116.0025435
17/05/2006	31038.13	5217.53	119.4410024	116.0054339
18/05/2006	30459.9	5119.27	117.2158564	113.8207423
19/05/2006	30350.41	5100.87	116.7945168	113.4116407
22/05/2006	29944.95	5030.78	115.2342247	111.8532748
23/05/2006	29844.01	5013.82	114.8457871	111.4761898
24/05/2006	29986.3	5037.72	115.3933478	112.0075773
25/05/2006	29623.51	4976.77	113.9972585	110.6524282
26/05/2006	30081.69	5053.75	115.7604279	112.3639848
29/05/2006	30417.86	5109.47	117.054078	113.6028513
30/05/2006	30393.63	5105.4	116.9608361	113.5123598
31/05/2006	29776.09	5001.67	114.5844772	112.2060494
1/06/2006	30159.41	5060.58	116.0959101	112.5158416
2/06/2006	30300.79	5077.23	116.603569	112.8860341
5/06/2006	30574.92	5120.02	117.6584767	113.8374177
6/06/2006	30076.55	5036.12	115.7406481	111.9720032
7/06/2006	30016.59	5025.55	115.5099099	111.7369921
8/06/2006	29310.83	4907.21	112.7940027	109.1058462
9/06/2006	29664.48	4966	114.1549194	110.4129703
13/06/2006	28905.33	4838.92	111.2335566	107.5875011
14/06/2006	28989.05	4850.82	111.5557281	107.8520831
15/06/2006	29101.64	4869.66	111.9898972	108.2709676
16/06/2006	29694.99	4968.95	114.272328	110.47656
19/06/2006	29290.36	4901.24	112.71523	108.8731105
20/06/2006	2952.26	4861.4	111.798973	108.087165
21/06/2006	29396.14	4918.94	113.1222928	109.3666484
22/06/2006	29945.24	5010.83	115.2353407	111.4097108
23/06/2006	29670.88	4964.92	114.1795479	110.3889578
26/06/2006	29752.8	4965.03	114.4947926	110.3914035
27/06/2006	29957.6	4999.21	115.2829044	111.1513543
28/06/2006	29643.41	4946.78	114.0738378	109.986637
29/06/2006	29945.73	4997.23	115.2372263	111.1073314
30/06/2006	30405.08	5073.88	117.004898	112.8115509
3/07/2006	30514.94	5092.22	117.4276615	113.2193185
4/07/2006	30589.6	5104.67	117.7149683	113.4961291
5/07/2006	30543.27	5086.94	117.5368911	113.3242619
6/07/2006	30683.49	5120.34	118.078276	113.8445325
7/07/2006	30773.1	5135.3	118.4211134	114.1771499
10/07/2006	30818.29	5142.84	118.5950137	114.3447926
11/07/2006	30604.8	5107.21	117.7734609	113.5526029
12/07/2006	30734.51	5128.29	118.2726113	114.0212911
13/07/2006	30472.86	5084.63	117.2657291	113.0505641
14/07/2006	29762.46	4966.09	114.5319662	110.4149713
17/07/2006	29703.14	4956.2	114.3036909	110.1950792
18/07/2006	29506.15	4923.33	113.5456335	109.4642547
19/07/2006	29366.7	4900.06	113.0090117	108.9468746
20/07/2006	29944.65	4996.49	115.2330702	111.0908784
21/07/2006	29729.73	4980.63	114.4060146	110.2935749
24/07/2006	29572.57	4934.41	113.8012311	109.7106051
25/07/2006	29920.05	4992.39	115.1384044	110.9997199
26/07/2006	29580.23	4935.69	113.8307083	109.7390643
27/07/2006	30012.52	5007.82	115.4942477	111.3427871
28/07/2006	29715.58	4958.27	114.3515625	110.2411032
31/07/2006	29881.74	4986	114.9909798	110.857646
1/08/2006	29853.66	4981.31	114.8829223	110.7533695
2/08/2006	29555.32	4931.53	113.7348496	109.6465718
3/08/2006	29950.58	4997.48	115.2558901	111.1128898
4/08/2006	29702.29	4956.05	114.3004199	110.1917442
7/08/2006	29736.95	4961.84	114.4337986	110.3204778
8/08/2006	30114.16	5024.78	115.885379	111.7198721
9/08/2006	29779.5	4982	114.5744504	110.3240352
10/08/2006	29721.09	4953.22	114.3727661	110.1288225
11/08/2006	29697.99	4949.23	114.2838726	110.0401097
14/08/2006	29883.94	4971.33	114.9994459	110.5314764
15/08/2006	29671.59	4936.01	114.1822801	109.7461791
16/08/2006	29827.47	4961.94	114.7821379	110.3227011
17/08/2006	30394.28	5055.86	116.9633374	112.4108981
18/08/2006	30374.2	5052.52	116.8860655	112.3366373
21/08/2006	30494.14	5063.6	117.3476189	112.5829876
22/08/2006	30573.16	5076.15	117.6517038	112.8620216
23/08/2006	30610.24	5082.28	117.7943952	112.9983147
24/08/2006	30051.18	4987.85	115.6430192	110.8987785
25/08/2006	30289.01	5023.63	116.4774249	111.6943033
28/08/2006	30294.3	5024.17	116.5785941	111.7083095
29/08/2006	30564.92	5067.57	117.6199946	112.6712557
30/08/2006	30570.49	5067.26	117.6414291	112.6643632

31/08/2006	30877.76	5115.44	118.8238662	113.7355869
1/09/2006	30778.02	5097.13	118.4400465	113.3284864
4/09/2006	31034.72	5129.22	119.4278801	114.0419685
5/09/2006	31168.71	5150.61	119.9435007	114.5175491
6/09/2006	30960.75	5113.76	119.1432285	113.6982342
7/09/2006	30929.88	5108.66	119.0244345	113.5848419
8/09/2006	30868.85	5098.3	118.7888091	113.3544909
11/09/2006	30436.76	5025.97	117.126809	111.7483303
12/09/2006	30124.83	4974.38	115.9264393	110.5992894
13/09/2006	30385.38	5017.23	116.9290884	111.552007
14/09/2006	30708.21	5070.42	118.1714035	112.734622
15/09/2006	30503.5	5036.41	117.3836381	111.978451
18/09/2006	30746.34	5072.76	118.3181355	112.7866491
19/09/2006	30651.29	5056.78	117.9523639	112.4313532
20/09/2006	30298.43	4998.52	116.5944872	111.1360129
21/09/2006	30284.54	4995.94	116.5410357	111.0796498
22/09/2006	30207.55	4983.24	116.2447626	110.7962807
25/09/2006	30260.21	4986.34	116.4474089	110.8652055
26/09/2006	30282.11	4989.93	116.5316846	110.9363546
27/09/2006	30916.64	5083.15	118.9734843	113.2399959
28/09/2006	31042.39	5113.87	119.4573958	113.7006799
29/09/2006	31288.22	5154.08	120.4033993	114.5947004
2/10/2006	31438.51	5178.83	120.9817457	115.1449865
3/10/2006	31472.96	5184.33	121.1143162	115.2672723
4/10/2006	31220.5	5142.75	120.1427991	114.3427916
5/10/2006	31685.27	5219.27	121.9313281	116.0441207
6/10/2006	31697.75	5220.73	121.9793536	116.076582
9/10/2006	31566.79	5199.09	121.4753931	115.595443
10/10/2006	31867.4	5248.6	122.6322011	116.6962376
11/10/2006	32074.98	5282.79	123.4310111	117.4564107
12/10/2006	31933.11	5259.42	122.8650665	116.9369071
13/10/2006	32118.75	5290	123.5994468	117.6181762
16/10/2006	32266.03	5311	124.16621	118.0836257
17/10/2006	32086.94	5281.35	123.4770355	117.424394
18/10/2006	32281.21	5313.22	124.2246257	118.1329847
19/10/2006	32111.8	5285.26	123.5727018	117.5113281
20/10/2006	32416.46	5335.4	124.7450951	118.62613
23/10/2006	32404.64	5333.46	124.6996093	118.5829965
24/10/2006	32305.11	5317.08	124.3165978	118.2188071
25/10/2006	32523.89	5352.34	125.1585075	119.0027703
26/10/2006	32750.86	5389.69	126.0319339	119.8332022
27/10/2006	32561.12	5358.47	125.301776	119.1390634
30/10/2006	32809.86	5399.41	126.5897719	120.0493145
31/10/2006	32718.57	5384.38	126.9078755	119.7151408
1/11/2006	32913.19	5416.41	126.6566126	120.4272889
2/11/2006	32870.84	5409.44	126.4936412	120.2723194
3/11/2006	33008.73	5432.01	127.0242698	120.7741359
6/11/2006	33083.25	5444.12	127.3110379	121.043387
7/11/2006	33371.69	5491.59	128.4210133	122.0988247
8/11/2006	33174.67	5459.17	127.6628405	121.3780055
9/11/2006	33031.74	5429	127.112817	120.7072122
10/11/2006	33121.99	5436.71	127.4601172	120.8766347
13/11/2006	33011.39	5418.41	127.0345061	120.4717564
14/11/2006	33117.74	5435.57	127.4437624	120.8532882
15/11/2006	33082.97	5429.86	127.3099604	120.7263332
16/11/2006	32851.51	5392.63	126.5731836	119.8696595
17/11/2006	33056.66	5419.7	127.2087142	120.500438
20/11/2006	32485.31	5322.41	125.0100438	118.3373132
21/11/2006	32703.91	5358.01	125.8512608	119.1288359
22/11/2006	33239.16	5445.7	127.9110111	121.0785164
23/11/2006	33368.28	5466.85	128.407891	121.5487609
24/11/2006	33287.83	5453.61	128.0983031	121.2543856
27/11/2006	33279.94	5452.25	128.0679408	121.2241477
28/11/2006	32865.69	5384.27	126.473823	119.712695
29/11/2006	33295.89	5452.63	128.1293196	121.2325965
30/11/2006	33475.56	5482.06	128.8207261	121.8869368
1/12/2006	33144.61	5427.86	127.5471636	120.9818657
4/12/2006	33128.47	5424.94	127.4605336	120.5169443
5/12/2006	33138.27	5426.55	127.5227666	120.6527394
6/12/2006	33383.22	5466.66	128.4653831	121.5445365
7/12/2006	33374.36	5465.21	128.431288	121.5122975
8/12/2006	33133.56	5425.78	127.5046409	120.6356194
11/12/2006	33404.49	5469.72	128.5472344	121.6125719
12/12/2006	33428.46	5473.65	128.6394758	121.6999506
13/12/2006	33517.28	5488.19	128.9812731	122.0232299
14/12/2006	34036.19	5573.08	130.9781438	123.9106558
15/12/2006	34050.27	5575.38	131.0323264	123.9617935
18/12/2006	34148.95	5591.54	131.412067	124.3210914
19/12/2006	33954.69	5559.73	130.6645153	123.6138347
20/12/2006	34249.37	5607.82	131.7988035	124.6830574
21/12/2006	34174.87	5583.53	131.5118124	124.1429988
22/12/2006	34306.23	5603.89	132.0173123	124.5912319
27/12/2006	34548.31	5643.23	132.9488851	125.4703557
28/12/2006	34653.85	5660.47	133.3550244	125.8536661
29/12/2006	34711.37	5669.87	133.576373	126.0626637
2/01/2007	34713.45	5670.21	133.5843772	126.0702232
3/01/2007	34585.76	5649.35	133.0930003	125.6064265
4/01/2007	34190.78	5584.83	131.5730373	124.1719027
5/01/2007	34112.52	5572.05	131.271877	123.887755
8/01/2007	33683.38	5501.95	129.6204595	122.3291667
9/01/2007	34220.81	5589.74	131.6885989	124.2810706
10/01/2007	33759.48	5520.92	130.0672358	122.7509416
11/01/2007	34088.44	5564.85	131.1022483	123.2727171
12/01/2007	34520.99	5638.77	132.8437522	125.371193
15/01/2007	34735.56	5673.82	133.669461	126.1504871
16/01/2007	34733.09	5673.42	133.6599559	126.1415936
17/01/2007	34565.57	5646.05	133.0153051	125.533055
18/01/2007	34726.96	5672.41	133.6363664	126.1191375
19/01/2007	34730.99	5673.07	133.6518747	126.1338118
22/01/2007	35058.95	5726.64	134.9139311	127.3248756
23/01/2007	35110.36	5735.04	135.1117672	127.5116394
24/01/2007	35317.13	5768.82	135.90746	128.2626966
25/01/2007	35323.8	5769.9	135.9331275	128.2867091
29/01/2007	35265.53	5760.39	135.7088927	128.0752658
30/01/2007	35584.83	5812.51	136.9385541	129.2340906
31/01/2007	35345.11	5773.38	136.0151327	128.3640827
1/02/2007	35594.61	5814.14	136.9752591	129.2703317
2/02/2007	35700.94	5831.51	137.3844385	129.6565325
5/02/2007	35643.29	5822.09	137.1625896	129.4470903
6/02/2007	35944.36	5870.55	138.3211679	130.5245394
7/02/2007	36149.3	5899.75	139.1098185	131.1737659
8/02/2007	36147.5	5899.46	139.1028917	131.1673181
9/02/2007	36317.48	5927.16	139.7570091	131.7831939
12/02/2007	36299.52	5924.14	139.6878954	131.7160479
13/02/2007	36375.87	5936.6	139.9817056	131.9930806
14/02/2007	36522.9	5960.51	140.5475068	132.5246906
15/02/2007	36721.39	5992.95	141.3113365	133.2493732
16/02/2007	36483.08	5953.72	140.3942714	132.3737232
19/02/2007	36754.05	5990.1	141.4370188	133.1825883
20/02/2007	36757.7	5989.75	141.4510647	133.1748065
21/02/2007	36538.64	5951.76	140.6080775	132.330145
22/02/2007	36941.4	6017.09	142.1579795	133.7826781
23/02/2007	37058.49	6036.11	142.6085655	134.2055647
26/02/2007	37204.1	6044.01	143.1689022	134.3812116
27/02/2007	36913.61	5993.82	142.0510379	133.265298
28/02/2007	35920.87	5832.53	138.2307736	129.679211
1/03/2007	35819.9	5810.24	137.8422206	129.1836199
2/03/2007	35673.53	5785.96	137.2789593	128.6437837
5/03/2007	34876.83	5653.64	134.2123269	125.7018094
6/03/2007	35614.29	5771.82	137.0509918	128.329398
7/03/2007	35975.77	5825.35	138.4420399	129.5195724
8/03/2007	35957.99	5822.31	138.3736189	129.4519817

9/03/2007	36026.53	5830.2	138.6373747	129.6274063
12/03/2007	36402.21	5890.99	140.0830673	130.978998
13/03/2007	36242.85	5865.03	139.4698178	130.4018089
14/03/2007	35484.72	5741.87	136.5523802	127.6634961
15/03/2007	36172.48	5853.02	139.1990198	130.1347812
16/03/2007	36071.1	5836.28	138.8069889	129.7625877
19/03/2007	36216.95	5859.75	139.3697645	130.2944146
20/03/2007	36322.49	5876.61	139.7762886	130.6592762
21/03/2007	36233.4	5861.86	139.4334523	130.3313278
22/03/2007	36827.64	5955.75	141.720208	132.4188578
23/03/2007	36806.27	5952.29	141.6379719	132.3419289
26/03/2007	37061.34	5990.66	142.6195329	133.1950392
27/03/2007	36898.01	5964.18	141.991006	132.6062886
28/03/2007	36645.15	5923.2	141.0179496	131.6951481
29/03/2007	36879.73	5960.91	141.9206608	132.5335841
30/03/2007	37103.54	5995.05	142.781927	133.2926455
2/04/2007	36613.73	5915.85	140.897039	131.5317298
3/04/2007	37217.38	6013.38	143.2200063	133.7001908
4/04/2007	37735.9	6097.16	145.2153762	135.5629372
5/04/2007	37611.45	6077.05	144.3846474	135.1158158
10/04/2007	38083.48	6152.98	146.5529343	136.804027
11/04/2007	38075.56	6151.35	146.5224566	136.7677859
12/04/2007	38117.88	6158.16	146.6853125	136.919198
13/04/2007	37979.26	6135.76	146.1518747	136.4211612
16/04/2007	38370.28	6197.67	147.6565987	137.7976548
17/04/2007	38300.95	6186.47	147.3898029	137.5486364
18/04/2007	38614.02	6236.87	148.5945596	138.6692191
19/04/2007	38169.5	6165.07	146.8839567	137.0728334
20/04/2007	38433.04	6207.48	147.8981119	138.0157682
23/04/2007	38443.39	6209.15	147.9379408	138.0528986
24/04/2007	38313.73	6188.21	147.4088929	137.5873232
26/04/2007	38452.0208	6212.17	148.098937	138.1200446
27/04/2007	38087.36	6151.65	146.5678654	136.7744561
30/04/2007	38176.9	6166.02	146.9124334	137.0939555
1/05/2007	38052.01	6145.85	146.4318314	136.645001
2/05/2007	38620.96	6237.74	148.6212661	138.6885625
3/05/2007	38674.17	6245.61	148.8260289	138.8635424
4/05/2007	39041.26	6304.89	150.2386655	140.1815611
7/05/2007	39233.11	6335.68	150.9769431	140.8661393
8/05/2007	39039.22	6304.37	150.2308152	140.1699995
9/05/2007	39266.34	6341.04	151.1048189	140.9853124
10/05/2007	39355.9	6355.51	151.4494639	141.3070352
11/05/2007	39395.83	6297.36	150.0639417	140.0141407
14/05/2007	39327.86	6345.14	151.3407906	141.0764709
15/05/2007	38993.28	6291.19	150.0540288	139.8769582
16/05/2007	39014.68	6294.64	150.1363803	139.9536648
17/05/2007	39492.76	6365.86	151.9761288	141.5371549
18/05/2007	39161.64	6312.49	150.7019121	140.3505378
21/05/2007	39529.5	6369.01	152.1175118	141.6071913
22/05/2007	39341.94	6338.79	151.395743	140.9352863
23/05/2007	39443.29	6355.12	151.7857583	141.298364
24/05/2007	38971.54	6279.11	149.9703688	139.6083741
25/05/2007	38808.28	6252.81	149.3421113	139.0236256
28/05/2007	38799.28	6251.36	149.3074775	138.9913866
29/05/2007	39210.52	6317.61	150.8900122	140.4643748
30/05/2007	38750.13	6243.44	149.1183384	138.9152951
31/05/2007	39184.96	6313.5	150.7916522	140.372994
1/06/2007	39355.48	6333.48	151.4478476	140.817225
4/06/2007	39734.36	6392.95	152.9058545	142.1394681
5/06/2007	39599.38	6370.83	152.3864242	141.6476568
6/06/2007	39391.83	6337.09	151.5877298	140.8974889
7/06/2007	39233.21	6311.14	150.9773279	140.3205222
8/06/2007	38742.78	6231.68	149.0900541	138.5582858
12/06/2007	38794.81	6240.05	149.2902761	138.7399225
13/06/2007	38439.5	6180.7	147.9229713	137.4203475
14/06/2007	38940.34	6261.23	149.8503049	139.2108341
15/06/2007	39143.96	6293.79	150.6338759	139.5347661
18/06/2007	39452.41	6343.38	151.8208359	141.3703394
19/06/2007	39630.52	6372.02	152.5062572	141.674115
20/06/2007	39785.21	6396.89	153.1015356	142.2270692
21/06/2007	39723.87	6387.03	152.8654869	142.0078441
22/06/2007	39696.45	6382.62	152.7599692	141.9097931
25/06/2007	39451.64	6329.76	151.8178908	140.7345153
26/06/2007	39319.62	6308.58	151.3098511	140.2636037
27/06/2007	38544.66	6184.24	148.3276483	137.4990551
28/06/2007	39051.6	6265.57	150.2784559	139.3073287
29/06/2007	39119.09	6274.93	150.5381711	139.5154369
2/07/2007	39046.36	6263.27	150.2582913	139.256191
3/07/2007	39268.95	6298.97	151.1148627	140.0499371
4/07/2007	39286.82	6298.63	151.106666	140.0423776
5/07/2007	39663.83	6362.28	152.836712	141.4575579
6/07/2007	39594.08	6351.12	152.3660287	141.2094289
9/07/2007	39902.47	6400.59	153.5527758	142.3093342
10/07/2007	39658.88	6361.52	152.6153922	141.4406603
11/07/2007	39432.32	6325.13	151.7435435	140.6315729
12/07/2007	39671.01	6363.42	152.6620709	141.4829044
13/07/2007	39833.1	6389.42	153.285826	142.0609828
16/07/2007	39779.66	6380.84	153.0801781	141.870217
17/07/2007	39784.46	6381.61	153.0986494	141.887337
18/07/2007	39457.13	6329.11	151.8390174	140.7200633
19/07/2007	39800.41	6384.17	153.1600283	141.9442555
20/07/2007	40035.14	6421.82	154.0633168	142.7813574
23/07/2007	39839.08	6390.38	153.3089382	142.0823773
24/07/2007	40038.36	6422.34	154.075708	142.792919
25/07/2007	39528.37	6340.54	152.1131633	140.9741955
26/07/2007	39016.93	6258.5	150.1450387	139.1501358
27/07/2007	37922.45	6082.94	145.9332583	135.2467728
30/07/2007	38083.76	6108.81	146.5540118	135.8219608
31/07/2007	38304.16	6144.17	147.4021556	136.6081473
1/08/2007	37038.85	5941.2	142.5329868	132.0953563
2/08/2007	37479.15	6011.83	144.2273503	133.6657284
3/08/2007	37537.22	6021.05	144.4508154	133.8707239
6/08/2007	36908.45	5920.19	142.0311812	131.6282245
7/08/2007	37312.59	5965.01	143.5863937	133.0694183
8/08/2007	39071.15	6100.79	146.505486	135.843458
9/08/2007	38475.74	6165.63	148.0624302	137.0852843
10/08/2007	37042.76	5936	142.5480333	131.9797406
13/08/2007	37514.56	6011.6	144.3636151	133.6606146
14/08/2007	37223.43	5964.81	143.243288	132.6202959
15/08/2007	36120.88	5788.04	139.0004525	128.6900299
16/08/2007	35643.34	5711.52	137.162782	126.9887008
17/08/2007	35390.94	5671.04	136.1914958	126.0886772
20/08/2007	37145.59	5932.62	142.9437439	131.9045904
21/08/2007	37501.11	5989.4	144.3118568	133.1670246
22/08/2007	37603.67	6004.98	144.7065284	133.513427
23/08/2007	38580.96	6159.69	148.467338	136.9532157
24/08/2007	38138.85	6088.5	146.7575432	135.3703926
27/08/2007	38764.65	6185.23	149.1782965	137.5210665
28/08/2007	38718.75	6176.29	148.9975818	137.3222965
29/08/2007	38254.32	6100.33	147.2103612	135.6334183
30/08/2007	38503.9	6135.04	148.1707955	136.4051529
31/08/2007	39240.53	6247.2	151.0054968	138.8988941
3/09/2007	39392.9	6267.3	151.5918474	139.3457931
4/09/2007	39559.25	6293.28	152.2319958	139.9234268
5/09/2007	39367.74	6262.72	151.4950266	139.2439624
6/09/2007	39300.28	6250.95	151.2354269	138.9822708
7/09/2007	39472.91	6278.41	151.899742	139.5928105
10/09/2007	38990.56	6191.24	150.0435616	137.8546916
11/09/2007	39271.13	6235.46	151.1232518	138.6378695
12/09/2007	39179.01	6220.32	150.7887554	138.30125
13/09/2007	39244.8	6230.59	151.0219286	138.5259509
14/09/2007	39727.51	6306.83	152.8794943	140.2246946

17/09/2007	39520.32	6271.37	152.0821853	139.4362846
18/09/2007	39024.56	6192.54	150.1744005	137.6836955
19/09/2007	40055.79	6356.13	154.1427822	141.3208202
20/09/2007	40293.79	6393.73	155.0586543	142.1568104
21/09/2007	40067.73	6357.86	154.1887297	141.3592846
24/09/2007	40685.73	6451.46	156.5689187	143.4403868
25/09/2007	40886.44	6483.03	157.3391374	144.4422873
26/09/2007	40877.36	6481.39	157.3043497	144.1058239
27/09/2007	41235.22	6538.13	158.6814674	145.3673688
28/09/2007	41424.1	6567.75	159.4083158	146.0259335
1/10/2007	41398.59	6563.7	159.3101482	145.9358867
2/10/2007	42006.5	6659.89	161.6495088	148.0745543
3/10/2007	42006.88	6659.95	161.6509711	148.0758884
4/10/2007	41420.09	6566.92	159.3928845	146.0074794
5/10/2007	41662.56	6605.36	160.3259581	146.8621461
8/10/2007	41972.29	6654.34	161.5178618	147.9511568
9/10/2007	42120.44	6677.82	162.087973	148.4732061
10/10/2007	42503.59	6738.26	163.5624117	149.817016
11/10/2007	42715.9	6771.91	164.3794235	150.5651928
12/10/2007	42570.98	6748.94	163.8217442	150.0544728
15/10/2007	42509.69	6738.99	163.5858857	149.8332466
16/10/2007	42213.01	6691.96	162.4442011	148.7875918
17/10/2007	42140.2	6680.12	162.1640135	148.5243438
18/10/2007	42692.97	6767.66	164.2911842	150.4706892
19/10/2007	42306.01	6706.32	162.8020839	149.1068689
22/10/2007	41492.24	6577.32	159.6705323	146.2387108
23/10/2007	42019.22	6660.86	161.6984579	148.0961211
24/10/2007	41852.56	6634.44	161.0571166	147.5087045
25/10/2007	41788.98	6624.32	160.8124479	147.2836986
26/10/2007	42270.07	6700.58	162.8637795	148.979247
29/10/2007	42852.5	6792.14	164.9050879	151.0145722
30/10/2007	42598.64	6750.16	163.9281933	150.081558
31/10/2007	42623.77	6754.15	164.0248886	150.1703108
1/11/2007	43094.3	6828.71	165.8355832	151.8280617
2/11/2007	42261.55	6696.57	162.6309928	148.8900895
5/11/2007	41540.59	6582.33	159.8565929	146.3501021
6/11/2007	41828.88	6628.01	160.9659911	147.3657413
7/11/2007	42275.69	6692.36	162.6854064	148.7964853
8/11/2007	41259.93	6521.63	158.7765564	145.0005114
9/11/2007	41413.28	6545.67	159.3666783	145.5350115
12/11/2007	40841.23	6455.26	157.1653142	143.5248551
13/11/2007	41222.48	6515.23	158.6324413	144.8582152
14/11/2007	41754.95	6598.66	160.6614935	146.7103654
15/11/2007	41512.57	6528.65	158.9791258	145.1565925
16/11/2007	40939.91	6461.87	157.5450548	143.6718205
19/11/2007	41406.33	6535.16	159.3399333	145.3013345
20/11/2007	40711.06	6425.43	156.6643937	142.8616214
21/11/2007	40453.45	6384.28	155.6730583	141.9467012
22/11/2007	40136.59	6334.27	154.4537169	140.8347896
23/11/2007	40126.28	6330.25	154.4140419	140.7454098
26/11/2007	41021.09	6471.36	157.8574518	143.8828191
27/11/2007	40776.03	6432.7	156.9144114	143.023261
28/11/2007	40381.26	6370.15	155.3952566	141.6325378
29/11/2007	40854.66	6444.52	157.2169955	143.2860643
30/11/2007	41416.74	6533.15	159.379993	145.2560446
3/12/2007	41420.32	6533.52	155.3937696	145.2648711
4/12/2007	41403.66	6530.79	158.3296586	145.2041728
5/12/2007	41260.01	6508.13	158.7788643	144.7003553
6/12/2007	41847.9	6600.86	161.0391839	146.7620941
7/12/2007	42191.17	6654.66	162.3601563	147.9582716
10/12/2007	42005.75	6625.1	161.6466227	147.301041
11/12/2007	42356.12	6680.36	162.9949173	148.5296799
12/12/2007	41943.06	6615.21	161.4053789	147.0811489
13/12/2007	41831.89	6597.59	160.9775742	146.6893896
14/12/2007	41160.38	6491.68	158.3934679	144.3346096
17/12/2007	39714.76	6263.51	152.8304297	139.2615271
18/12/2007	39545.8	6236.87	152.1602375	138.6992191
19/12/2007	39415.76	6216.36	151.6798173	138.2132042
20/12/2007	39165.5	6176.89	150.7167662	137.3356368
21/12/2007	39700.74	6246.99	152.7764779	138.8942225
24/12/2007	40187.56	6323.59	154.6498598	140.5973328
27/12/2007	40360.78	6350.85	155.3164454	141.2034258
28/12/2007	40291.79	6339.93	155.0509579	140.9606329
31/12/2007	40291.21	6339.84	155.0487259	140.9586318
2/01/2008	40375.9	6353.16	155.3746302	141.2547858
3/01/2008	39991.74	6290.71	153.8963048	139.866286
4/01/2008	40094.12	6306.82	154.2902838	140.2244723
7/01/2008	39171.08	6161.62	150.7382391	136.9961299
8/01/2008	38958.23	6128.14	149.9191493	136.2517398
9/01/2008	38701.27	6087.72	148.9303152	135.3530503
10/01/2008	38643.92	6078.7	148.7098208	135.1525015
11/01/2008	38026.75	5981.62	146.3346258	132.9940458
14/01/2008	38016.58	5980.02	146.2954896	132.9584717
15/01/2008	37889.17	5959.98	145.8051901	132.5129067
16/01/2008	36933.67	5809.68	142.1282329	129.171169
17/01/2008	36847.49	5796.12	141.7965948	128.8696789
18/01/2008	36536.8	5747.25	140.6009968	127.7831139
21/01/2008	35476.19	5580.42	136.519555	124.0738517
22/01/2008	32974.16	5186.85	126.8912375	115.3233015
23/01/2008	34407.56	5412.32	132.4072506	120.3363527
24/01/2008	35476.36	5580.44	136.5202092	124.0742964
25/01/2008	37255.63	5860.32	143.3672001	130.2970878
29/01/2008	36341	5716.45	135.8475188	127.0983133
30/01/2008	35719.72	5618.72	137.4567077	124.9254057
31/01/2008	35920.24	5650.26	138.2283492	125.626592
1/02/2008	37145.15	5842.94	142.9420507	129.9106647
4/02/2008	37300.93	5867.45	143.5415236	130.4556147
5/02/2008	36827.14	5792.92	141.7182839	128.7985308
6/02/2008	35660.18	5609.36	137.2275858	124.7172974
7/02/2008	35579.9	5596.73	136.9186521	124.4364847
8/02/2008	35969.5	5658.01	138.4179117	125.798971
11/02/2008	36234.58	5537.6	135.5897909	123.1218011
12/02/2008	35683.68	5608.1	137.3180185	124.6892829
13/02/2008	35264.33	5542.06	135.7042749	123.2209639
14/02/2008	35172.32	5684.76	138.1984041	126.3937247
15/02/2008	35675.71	5606.61	137.2873483	124.6561545
18/02/2008	35424.72	5558.43	136.3214881	123.5849308
19/02/2008	35811.88	5619.1	137.811358	124.9338545
20/02/2008	35039.62	5496.47	134.8395454	122.2073256
21/02/2008	35599.37	5583.35	136.9935766	124.1389967
22/02/2008	35449.85	5559.88	136.4181934	123.6171698
25/02/2008	35902.78	5621.56	138.1611596	124.9885496
26/02/2008	36221.18	5666.05	139.3864272	125.9777306
27/02/2008	36882.67	5767.22	141.9319746	128.2271225
28/02/2008	36161.25	5651.24	139.1558045	125.8484483
29/02/2008	35673.6	5572.09	137.2792286	123.5880443
3/03/2008	34696.99	5405.75	133.5198814	120.1902767
4/03/2008	34556.36	5380.3	132.9798631	119.6244269
5/03/2008	34546.34	5376.63	132.9413041	119.5428289
6/03/2008	34927.8	5435.54	134.4092394	120.8526211
7/03/2008	33835.06	5263.97	130.2041548	117.0379709
10/03/2008	33298.07	5180.43	128.1377087	115.1805606
11/03/2008	33004.09	5134.16	127.0064142	114.1518034
12/03/2008	33801.95	5257.94	130.0767408	116.9039011
13/03/2008	33019.7	5135.89	127.0664846	114.1902678
14/03/2008	33493.67	5206.93	128.8904171	115.7697558
17/03/2008	32724.02	5087.04	125.9286482	113.1041475
18/03/2008	32718.63	5086.09	125.9079064	113.0830254
19/03/2008	34028.66	5289.09	130.9491668	117.5964935
20/03/2008	33006.7	5127.53	127.016458	114.0043934
25/03/2008	34250.34	5318.4	131.8022363	118.2481557
26/03/2008	34656.04	5381.4	133.3634519	119.6488841

27/03/2008	34593.8	5371.63	133.1239398	119.43166
28/03/2008	34461.6	5351.1	132.6152075	118.9752004
31/03/2008	34491.92	5355.69	132.731885	119.0772535
1/04/2008	34533.87	5361.16	132.8933171	119.1988723
2/04/2008	35449.09	5502.93	136.4152687	122.3509558
3/04/2008	36131.99	5608.94	139.0432061	124.7079592
4/04/2008	36202.18	5619.56	139.3133114	124.944082
7/04/2008	36242.69	5625.02	139.4692021	125.0654785
8/04/2008	35898	5571.52	138.1427652	123.8759711
9/04/2008	35567.14	5520.17	136.869549	122.7342663
10/04/2008	35091.66	5446.37	135.0398058	121.093413
11/04/2008	35046	5439.29	134.8640969	120.9359978
14/04/2008	34423.3	5342.43	132.4678213	118.7824335
15/04/2008	34796.93	5400.42	133.9056251	120.0717707
16/04/2008	35247.12	5470.29	135.6380473	121.6252451
17/04/2008	35560.72	5518.96	136.8448436	122.7073634
18/04/2008	34985.34	5429.66	134.6306649	120.7218865
21/04/2008	36084.79	5600.29	138.8615709	124.515637
22/04/2008	35954.7	5564.58	137.9761381	123.7216686
23/04/2008	36423.78	5652.9	140.1868073	125.6853564
24/04/2008	36001.23	5587.32	138.5400151	124.2272648
26/04/2008	36102.14	5602.75	138.9283372	124.5703321
29/04/2008	36129.14	5606.94	139.0322387	124.6634917
30/04/2008	36054.83	5595.41	138.7462788	124.4071362
1/05/2008	35992.98	5585.81	138.5082675	124.1936918
2/05/2008	36731.52	5700.42	141.3503188	126.7419058
5/05/2008	36926.32	5730.34	142.0999486	127.4071406
6/05/2008	36740.09	5701.35	141.3832979	126.7625832
7/05/2008	36532.49	5668.37	140.5844111	126.029313
8/05/2008	36928.24	5723.24	142.1073371	127.2492807
9/05/2008	37241.36	5771.77	143.3122862	128.3282863
12/05/2008	37607.68	5828.54	144.7219597	129.5904902
13/05/2008	37505.16	5812.65	144.327442	129.2372033
14/05/2008	37892.5	5872.68	145.8180047	130.5718974
15/05/2008	38008.48	5890.66	146.2643192	130.9716608
16/05/2008	38268.63	5930.98	147.265429	131.868127
19/05/2008	38434.25	5949.43	147.9027682	132.2783403
20/05/2008	38167.19	5908.09	146.8750673	131.3591957
21/05/2008	37620.37	5823.44	144.7707934	129.4771059
22/05/2008	37642.87	5826.93	144.8573779	129.5547018
23/05/2008	37262.06	5767.98	143.391944	128.2440202
26/05/2008	36885.94	5707	141.9445582	126.8882041
27/05/2008	36937.96	5714.43	142.1447417	127.0534011
28/05/2008	36509	5648.07	140.4540168	125.5779672
29/05/2008	36906.57	5709.41	142.0239466	126.9417875
30/05/2008	36604.8	5654.7	140.8626746	125.7253772
2/06/2008	36674.04	5662.35	141.1291241	125.8954656
3/06/2008	36104.11	5574.17	138.9359182	123.9348906
4/06/2008	36173.83	5584.49	139.2042149	124.1643432
5/06/2008	35821.59	5530.11	137.8487241	122.952701
6/06/2008	36223.06	5592.09	139.3936619	124.33332
10/06/2008	35221.76	5437.45	135.5404569	120.8950877
11/06/2008	35414.82	5467.26	136.2833909	121.5578768
12/06/2008	34521.08	5329.24	132.8440986	118.4891699
13/06/2008	34637.82	5378.14	134.0629781	119.576402
16/06/2008	34796.03	5371.69	133.9021618	119.4329984
17/06/2008	35126.45	5422.7	135.1736848	120.5671394
18/06/2008	35259.48	5443.23	135.6856111	121.0235989
19/06/2008	34763.3	5366.64	133.7762101	119.3207134
20/06/2008	34255.73	5288.28	131.8229781	117.5784741
23/06/2008	34228.83	5283.67	131.7194614	117.4759764
24/06/2008	34359.78	5290.02	132.2233835	117.6171609
25/06/2008	34021.1	5237.81	130.9200744	116.4563351
26/06/2008	34470.27	5306.96	132.6485714	117.9938012
27/06/2008	34015.76	5236.99	130.899525	116.4381034
30/06/2008	33875.33	5215.31	130.3591219	115.9560749
1/07/2008	33378.89	5138.98	128.4487204	114.2567468
2/07/2008	33032.49	5094.78	127.3465953	113.272637
3/07/2008	32465.83	4998.31	124.9350808	111.1313439
4/07/2008	33009.99	5082.08	127.0291186	112.9938679
7/07/2008	32492.96	5002.48	125.0394826	111.2240587
8/07/2008	32041.22	4932.93	123.3010957	109.6776991
9/07/2008	32553.83	5011.85	125.2737226	111.4323893
10/07/2008	32070.05	4937.37	123.4120393	109.7764171
11/07/2008	32346.32	4979.91	124.4751822	110.7222422
14/07/2008	31963.68	4921	123.0027061	109.41245
15/07/2008	31279.54	4815.67	120.369997	107.0705656
16/07/2008	31636.42	4870.61	121.7433434	108.2920897
17/07/2008	31633.98	4901.03	122.5035942	108.9684414
18/07/2008	31439.92	4840.36	120.9971716	107.6195177
21/07/2008	32553.21	5011.78	125.2713367	111.4303882
22/07/2008	32512.96	5005.56	125.1164466	111.2925388
23/07/2008	33160.66	5105.28	127.6089272	113.5096917
24/07/2008	33413.02	5144.13	128.5800595	114.3734742
25/07/2008	32285.47	4970.54	124.2410191	110.5139117
28/07/2008	31971.02	4922.13	123.0309519	109.4375742
29/07/2008	31485.6	4847.39	121.1629575	107.7758212
30/07/2008	32065.54	4936.68	123.3946839	109.7610758
31/07/2008	32329.82	4977.37	124.4116868	110.6657684
1/08/2008	31854.32	4904.04	122.5818667	109.0353651
4/08/2008	31748.3	4887.72	122.1738803	108.6725097
5/08/2008	31311.22	4820.43	120.491908	107.1763984
6/08/2008	32277.16	4989.14	124.2904005	110.4827844
7/08/2008	32369.14	4983.3	124.5629981	110.7976148
8/08/2008	32387.99	4986.2	124.6355368	110.8620927
11/08/2008	32677.1	5026.09	125.7480905	111.7489984
12/08/2008	32856.81	5053.58	126.439651	112.3602051
13/08/2008	32193.77	4951.6	123.8881389	110.0928038
14/08/2008	32385.73	4981.12	124.6268398	110.7491451
15/08/2008	32390.54	4981.73	124.6453497	110.7627077
18/08/2008	32482.1	4984.98	124.9976911	110.8349675
19/08/2008	31709.94	4866.36	122.0262632	108.1975961
20/08/2008	32126.58	4929.48	123.6295782	109.8009925
21/08/2008	31776.4	4875.17	122.2820147	108.3934757
22/08/2008	32143.35	4931.38	123.6941126	109.6432087
25/08/2008	32747.58	5014.85	126.0193118	111.4990906
26/08/2008	32754.51	5007.5	126.0459799	111.3356723
27/08/2008	32790.48	5011.22	126.1843997	111.418382
28/08/2008	33176.33	5066.52	127.6692285	112.6479102
29/08/2008	33652.13	5135.57	129.5002032	114.183153
1/09/2008	33629.03	5118.31	129.4113097	113.7993979
2/09/2008	33624.43	5115.97	129.393608	113.7473709
3/09/2008	33269.27	5060.02	128.0268805	112.5033907
4/09/2008	32746.49	4979.5	126.0151173	110.7131264
5/09/2008	32074.32	4877.06	123.4284712	108.4354976
8/09/2008	33343.51	5067.54	128.312571	112.6705887
9/09/2008	32759.56	4980.15	126.1038953	110.7275783
10/09/2008	32283.04	4905.46	124.2316679	109.0686937
11/09/2008	31683.21	4814.27	121.9234008	107.0394383
12/09/2008	32274.75	4903.82	124.1997663	109.0304736
15/09/2008	31732.46	4817.67	122.1129247	107.1150332
16/09/2008	31296.61	4750.82	120.4356858	105.6287047
17/09/2008	31112.48	4722.18	119.7271163	104.9919291
18/09/2008	30358.66	4607.27	116.8262644	102.437045
19/09/2008	31655.94	4804.06	121.8184603	106.8124314
22/09/2008	33096.79	5020.53	127.3631425	111.6253785
23/09/2008	32458.03	4923.54	124.9050648	109.4689238
24/09/2008	32849.41	4981.89	126.4111743	110.7662051
25/09/2008	32490.49	4927.37	125.0299775	109.5540732
26/09/2008	32342.72	4904.75	124.4613286	109.051151
29/09/2008	31701.88	4807.35	121.9952467	106.8855805
30/09/2008	30338.76	4600.52	116.7498852	102.286967

1/10/2008	31618.65	4794.6	121.6749608	106.6020998
2/10/2008	31397.96	4761.13	120.8257011	105.857935
3/10/2008	30976.52	4695.45	119.2039147	104.3976201
6/10/2008	29953.66	4540.4	115.2677425	100.9502719
7/10/2008	30470.25	4618.71	117.2556853	102.6913995
8/10/2008	28949.67	4388.06	111.4003377	97.5631773
9/10/2008	28507.26	4320.83	109.7016643	96.07062339
10/30/2008	26130.31	3960.65	100.5547184	88.06023577
13/10/2008	27582.44	4180.71	106.1428083	92.95300223
14/10/2008	28601.6	4335.19	110.0647422	96.38767715
15/10/2008	28370.09	4300	109.1738448	95.6052703
16/10/2008	26479.38	4013.43	101.8980103	89.23373488
17/10/2008	26198.23	3970.81	100.8160883	88.28613101
20/10/2008	27330.45	4142.28	105.1730998	92.09855792
21/10/2008	28387.48	4302.48	109.2407651	95.66041008
22/10/2008	27421.94	4156.14	105.5251719	92.40671816
23/10/2008	26222.63	3974.37	100.9099844	88.36528328
24/10/2008	25530.3	3869.44	98.24575851	86.03229235
27/10/2008	25132.83	3809.2	96.71621355	84.69292921
28/10/2008	25036.4	3794.69	96.34513141	84.36809363
29/10/2008	25372.82	3845.57	97.63974362	85.50157193
30/10/2008	26399.04	4001.11	101.5888458	88.95981466
31/10/2008	26514.52	4017.96	102.0332362	89.33445392
3/11/2008	27857.43	4221.46	107.2010255	93.85902892
4/11/2008	27815.38	4215.09	107.0392086	93.71739971
5/11/2008	28667.94	4336.57	110.3200319	96.41835977
6/11/2008	27480.03	4149.74	105.7487139	92.26442194
7/11/2008	26883.41	4051.27	103.4527995	90.07506125
10/11/2008	27260.16	4107.76	104.9026097	91.3310477
11/11/2008	26285.61	3960.91	101.1523442	88.06601655
12/11/2008	26069.01	3927.31	100.3188236	87.31895142
13/11/2008	24541.87	3697.26	94.44246476	82.220407945
14/11/2008	24879.73	3748.14	95.74223356	83.33533437
17/11/2008	24248.48	3653.04	93.31305587	81.22090154
18/11/2008	23394.18	3523.19	90.02553667	78.33384471
19/11/2008	23237.76	3499.63	89.42360087	77.81001676
20/11/2008	22263.76	3352.94	85.67545186	74.54854302
21/11/2008	22685.76	3416.5	87.29939322	75.96172232
24/11/2008	22759.16	3425.1	87.58185126	76.15293286
25/11/2008	24076.61	3623.36	92.65166535	80.56100283
26/11/2008	23523.79	3539.98	90.52430217	78.70714994
27/11/2008	23842.68	3587.97	91.75145539	79.77414922
28/11/2008	24869.93	3742.52	95.70452118	83.21038051
1/12/2008	24462.98	3681.19	94.13518634	81.84675255
2/12/2008	23445.95	3528.23	90.2247581	78.44590298
3/12/2008	23483.07	3533.82	90.36760337	78.57018983
4/12/2008	23473.84	3532.43	90.33208446	78.53928487
5/12/2008	23191.26	3489.91	89.24465946	77.59390439
8/12/2008	24132.74	3631.58	92.86766494	80.74376454
9/12/2008	23951.75	3604.35	92.17117881	80.1383386
10/12/2008	24195.54	3640.66	93.10933204	80.94564729
11/12/2008	23912.83	3598.01	92.02140678	79.99737641
12/12/2008	23330.48	3510.38	89.78040619	78.04902994
15/12/2008	23870.66	3591.36	91.85912809	79.84952175
16/12/2008	23637.07	3556.21	90.86022652	79.06900425
17/12/2008	23733.51	3570.6	91.33134715	79.39389484
18/12/2008	23803.7	3581.16	91.60145247	79.62273716
19/12/2008	24033.05	3615.66	92.48403766	80.3898027
22/12/2008	23645.62	3557.37	90.99312865	79.09379544
23/12/2008	23528.69	3531.37	90.54315836	78.51571706
24/12/2008	23867.85	3582.22	91.84831464	79.64630497
29/12/2008	24126.99	3621.11	92.84553778	80.51097682
30/12/2008	24347.2	3654.16	93.6929504	81.24580337
31/12/2008	24801.27	3722.31	95.44030361	82.76103574
2/01/2009	24744.56	3713.8	95.22207206	82.57182624
5/01/2009	24566.3	3687.04	94.53609152	81.97685018
6/01/2009	24937.09	3742.69	95.96296644	83.21416025
7/01/2009	25183.87	3779.73	96.9128258	84.03769986
8/01/2009	24614.63	3694.3	94.72207514	82.13826745
9/01/2009	24890.82	3735.75	95.78491012	83.05985779
12/01/2009	24541.51	3683.32	94.44069459	81.89414051
13/01/2009	24350.31	3654.57	93.70491831	81.25491922
14/01/2009	24566.11	3686.96	94.53536036	81.97507148
15/01/2009	23517.17	3529.54	90.49882707	78.47502924
16/01/2009	23659.81	3550.94	91.04773464	78.95083221
19/01/2009	23915.54	3589.32	92.03183541	79.80416483
20/01/2009	23164.69	3476.63	89.14241273	77.29863974
21/01/2009	22938.95	3442.75	88.27371955	76.54535914
22/01/2009	22322.47	3486.81	89.40324388	77.52497966
23/01/2009	22732.28	3342.7	85.70239864	74.32086907
27/01/2009	22647.21	3443.99	88.3056057	76.57292903
28/01/2009	23290.68	3495.54	89.62724773	77.71908059
29/01/2009	23494.71	3526.16	90.41239644	78.39987905
30/01/2009	23591.65	3540.71	90.78544117	78.7233806
2/02/2009	23332.77	3497.45	89.78921857	77.76154712
3/02/2009	23407.66	3508.67	90.07741044	78.01101017
4/02/2009	22935.68	3437.93	88.26113593	76.4381923
5/02/2009	22873.21	3428.56	88.02073873	76.22986175
6/02/2009	23148.86	3469.88	89.08149569	77.1485617
9/02/2009	23407.59	3508.6	90.07714106	78.0094538
10/02/2009	23280.27	3488.65	89.58718795	77.56589892
11/02/2009	23185.34	3474.43	89.22187819	77.24972541
12/02/2009	23451.33	3514.29	90.24546143	78.13585403
13/02/2009	23750.93	3559.11	91.39838283	79.13248222
16/02/2009	23519.33	3516.92	90.50713918	78.19443889
17/02/2009	23172.48	3464.33	89.17239023	77.0251642
18/02/2009	22839.48	3413.2	87.89093887	75.88835083
19/02/2009	23079.09	3448.93	88.81300662	76.68276393
20/02/2009	22767.7	3402.39	87.61471491	75.64800363
23/02/2009	22508.26	3351.2	86.61633731	74.50985624
24/02/2009	22406.39	3331.55	86.22432095	74.07296238
25/02/2009	22384.77	3327.49	86.14112281	73.98269322
26/02/2009	22509.45	3345.46	86.62091667	74.38223432
27/02/2009	22512.85	3344.51	86.63400056	74.36111222
2/03/2009	21896.98	3250.13	84.23476189	72.26268771
3/03/2009	21694.09	3219.21	83.48324647	71.57521911
4/03/2009	21367	3166.38	82.22453798	70.40060832
5/03/2009	21529.47	3188.5	82.84975541	70.89241961
6/03/2009	21298.06	3145.46	81.95924292	69.93547756
9/03/2009	21359.14	3154.48	82.19429111	70.13602629
10/03/2009	21569.38	3184.53	83.00333716	70.80415149
11/03/2009	21975.77	3244.38	84.56720808	72.13484345
12/03/2009	21915.92	3235.54	84.33689318	71.9382968
13/03/2009	22666.2	3345.17	87.22412238	74.37578652
16/03/2009	22692.72	3348.43	87.3261767	74.44826866
17/03/2009	23395.92	3451.94	90.03223254	76.74968762
18/03/2009	23353.98	3446.32	89.89007995	76.62473375
19/03/2009	23589.65	3480.23	90.77735895	77.37868136
20/03/2009	23492.57	3465.8	90.40416129	77.05784786
23/03/2009	24083.93	3550.29	92.67983419	78.93638025
24/03/2009	24285.3	3579.97	93.45474668	79.59627895
25/03/2009	24488.53	3609.31	94.23681683	80.24861817
26/03/2009	24742.65	3646.65	95.21472199	81.07882766
27/03/2009	24916.9	3672.33	95.88527124	81.64979122
30/03/2009	24458.04	3604.36	94.11948514	80.13856094
31/03/2009	24310.04	3582.15	93.5499512	79.6447486
1/04/2009	24293.67	3579.73	93.48695613	79.59094285
2/04/2009	24975.77	3680.2	96.1118149	81.8247711
3/04/2009	25354.58	3735.63	97.56955241	83.05718974
6/04/2009	25496.81	3756.58	98.11688222	83.52298751
7/04/2009	25155.57	3706.31	96.80372167	82.4052952
8/04/2009	24566.37	3619.5	94.53636089	80.47518043

9/04/2009	24922.8	3671.56	95.90797563	81.63267121
14/04/2009	25475.06	3752.91	98.03318382	83.44138952
15/04/2009	25438.48	3747.53	97.89241658	83.32177177
16/04/2009	25629.86	3775.72	98.62888553	83.94854213
17/04/2009	25636.72	3776.73	98.6552842	83.97098825
20/04/2009	25584.8	3769.04	98.45548554	83.80002046
21/04/2009	24952.87	3677.42	96.0821731	81.76296118
22/04/2009	24900.18	3668.19	95.82092929	81.55774336
23/04/2009	25408.16	3743.02	97.77573909	83.2214974
24/04/2009	25199.41	3712.27	96.97242686	82.53780855
27/04/2009	25330.5	3731.58	97.4768877	82.96714291
28/04/2009	25173.14	3708.4	96.87133459	82.45176381
29/04/2009	25085.64	3695.32	96.53461689	82.16094591
30/04/2009	25663.58	3780.46	98.75864691	84.05393027
1/05/2009	25589.93	3769.61	98.47522681	83.81269371
4/05/2009	26360.64	3883	101.4410748	86.33378246
5/05/2009	26413.24	3890.45	101.6434902	86.49942414
6/05/2009	26255.27	3867.1	101.0355987	85.96026529
7/05/2009	26772.21	3938.99	103.0248794	87.57198188
8/05/2009	26792.76	3941.71	103.10396	87.6301279
11/05/2009	26689.41	3925.96	102.7062482	87.28894581
12/05/2009	26358.16	3877.23	101.4315312	86.20549352
13/05/2009	26214.69	3856.13	100.8794297	85.73636069
14/05/2009	25312.27	3723.38	97.40673497	82.78482589
15/05/2009	25651.75	3773.17	98.71312268	83.89184598
18/05/2009	25449.19	3735.64	97.93363083	83.05741208
19/05/2009	26005.54	3817.3	100.0745782	84.87302286
20/05/2009	26055.41	3824.62	100.266488	85.03577416
21/05/2009	25984.1	3813.89	99.9920727	84.79720566
22/05/2009	25627.71	3761.58	98.62061189	83.63415643
25/05/2009	25466.43	3737.91	97.99997383	83.10782277
26/05/2009	25810.73	3798.45	99.32490988	84.23157102
27/05/2009	25896.85	3801.09	99.65631705	84.51261323
28/05/2009	25587.39	3755.67	98.46545238	83.50275477
29/05/2009	26011.84	3817.97	100.0988218	84.8879195
1/06/2009	26534.72	3894.42	102.1109698	86.58769227
2/06/2009	26949.81	3955.35	103.7083201	87.94239671
3/06/2009	27371.73	4017.18	105.3319536	89.31711156
4/06/2009	26852.42	3934.64	103.3335437	87.48193505
5/06/2009	27101.64	3971.16	104.2925927	88.29391283
9/06/2009	26853.9	3934.86	103.339239	87.48682648
10/06/2009	27470	4024.41	105.7101165	89.47786182
11/06/2009	27625.74	4047.22	106.3094355	89.96501443
12/06/2009	27727.97	4062.2	106.7028372	90.31907651
15/06/2009	27519.88	4031.72	105.9020648	89.64039078
16/06/2009	27047.3	3962.48	104.0834814	88.10092359
17/06/2009	26649	3904.13	102.5507424	86.80358231
18/06/2009	26566.73	3892.08	102.2341508	86.53566521
19/06/2009	26621.11	3899.56	102.443416	86.70197392
22/06/2009	26748.17	3918.17	102.9323686	87.11574463
23/06/2009	25920.35	3796.91	99.74674981	84.41967601
24/06/2009	26041.88	3806.99	100.2144218	84.64379255
25/06/2009	26377.08	3855.99	101.5043392	85.73324796
26/06/2009	26704.43	3903.85	102.7640482	86.79735685
29/06/2009	26558.57	3866.91	102.3181955	86.42071655
30/06/2009	27053.61	3954.89	104.1077635	87.93216917
1/07/2009	26500.4	3874.02	101.9788995	86.13412308
2/07/2009	26522.78	3877.29	102.0650223	86.20682755
3/07/2009	26187.03	3828.21	100.7729884	85.11559344
6/07/2009	25882.83	3783.7	99.60236526	84.12596773
7/07/2009	25767.8	3766.89	99.15970655	83.75221782
8/07/2009	25775.06	3767.95	99.1876445	83.77578563
9/07/2009	25743.46	3763.33	99.06604131	83.67306555
10/07/2009	25953.82	3794.08	99.87554914	84.3567544
13/07/2009	25566.55	3737.47	98.38525584	83.0980999
14/07/2009	26453.57	3867.14	101.7986882	85.98115464
15/07/2009	26846.09	3924.52	103.3091846	87.25992916
16/07/2009	27332.5	3995.82	105.1809886	88.83775119
17/07/2009	27367.67	4000.77	105.3163299	88.95225517
20/07/2009	27706.45	4050.29	106.6200239	90.05327215
21/07/2009	27709.1	4050.68	106.6302216	90.06194332
22/07/2009	27830.72	4068.46	107.09824	90.45726
23/07/2009	27800.71	4064.07	106.9827554	90.35965369
24/07/2009	27976.47	4089.76	107.6591155	90.93083959
27/07/2009	28317.2	4139.57	108.9703134	92.03830436
28/07/2009	28522.14	4169.53	109.758964	92.70442853
29/07/2009	28339.11	4142.78	109.0546275	92.10967481
30/07/2009	28665.23	4190.45	110.3096033	93.16955928
31/07/2009	29032.28	4243.98	111.7220859	94.35973373
3/08/2009	29164.94	4283.37	112.2325884	94.7908468
4/08/2009	29479.05	4309.29	113.4413472	95.81182215
5/08/2009	29172.6	4264.49	112.2620657	94.81574863
6/08/2009	29595.64	4326.33	113.8900091	96.19068582
7/08/2009	29411.7	4299.44	113.1821708	95.59281938
10/08/2009	29443.9	4304.11	113.3060829	95.69665115
11/08/2009	29670.22	4331.97	114.1770081	96.31608436
12/08/2009	29746.36	4343.06	114.4700102	96.56265703
13/08/2009	30382.31	4435.91	116.9172744	98.62706385
14/08/2009	30554.21	4461.01	117.5787804	99.18513182
17/08/2009	30114.47	4388.45	115.8865719	97.57184847
18/08/2009	30071.82	4381.6	115.7224461	97.41954705
19/08/2009	30018.62	4373.85	115.5177217	97.24723523
20/08/2009	30043.92	4377.63	115.6150813	97.32905555
21/08/2009	29447.01	4290.56	113.3180508	95.39583338
24/08/2009	30436.57	4426.1	117.1260779	98.40895043
25/08/2009	30326.6	4405.82	116.7028911	97.9580493
26/08/2009	30689.03	4454.45	118.097595	99.0392782
27/08/2009	30673.4	4450.75	118.0374476	98.9570132
28/08/2009	30955.77	4489.59	119.1240645	99.82057336
31/08/2009	30939.49	4479.13	119.0614158	99.58800799
1/09/2009	31197.32	4514.61	120.0535978	100.3768626
2/09/2009	30674.22	4438.21	118.0406032	98.67820155
3/09/2009	30616.62	4429.57	117.8189467	98.48610166
4/09/2009	30661.52	4435.52	117.991731	98.61833926
7/09/2009	30930.93	4454.39	118.6436549	99.03794418
8/09/2009	31315.86	4523.76	120.5097637	100.5803018
9/09/2009	31305.2	4522.22	120.4687418	100.5460617
10/09/2009	31642.45	4570.76	121.766548	101.6252896
11/09/2009	31817.84	4596.08	122.4414842	102.188249
14/09/2009	31383.18	4531.11	120.7688246	100.7437201
15/09/2009	31447.36	4540.35	121.0158023	100.9491602
16/09/2009	32209.8	4650.4	123.9498256	103.3959881
17/09/2009	32657.62	4714.91	125.6731275	104.8302895
18/09/2009	32508	4693.24	125.0973595	104.3484834
21/09/2009	32402.19	4677.38	124.6901812	103.9958556
22/09/2009	32307.36	4663.69	124.3252562	103.6914751
23/09/2009	32795.95	4734.14	126.2031404	105.2573452
24/09/2009	32570.7	4701.2	125.3386418	104.5254644
25/09/2009	32654.23	4713.26	125.6600821	104.7936038
28/09/2009	32408.92	4677.38	124.7160796	103.9958556
29/09/2009	32933.73	4753.13	126.7356547	105.6800647
30/09/2009	32870.39	4743.64	126.4919095	105.4690661
1/10/2009	32575.85	4701.13	125.35846	104.523908
2/10/2009	31890.12	4601.65	122.7196323	102.3120912
5/10/2009	31693.47	4573.27	121.9628833	101.6810964
6/10/2009	31823.13	4591.61	122.4618412	102.088864
7/10/2009	32544.57	4695.71	125.2380883	104.4034009
8/10/2009	33049.67	4768.59	127.1818152	106.0237399
9/10/2009	32942.4	4752.85	126.7690186	105.6733933
12/10/2009	32852.88	4739.83	126.4245275	105.3843554
13/10/2009	33170.64	4785.67	127.6473323	106.4035521
14/10/2009	33485.7	4831.13	128.8597469	107.4142999

15/10/2009	33685.05	4859.89	129.626886	108.0537435
16/10/2009	33523.62	4836.45	129.0056707	107.5325836
19/10/2009	33221.01	4792.79	127.8411662	106.5618566
20/10/2009	33591.56	4846.25	129.2671176	107.7504747
21/10/2009	33538.83	4838.64	129.0642019	107.5812756
22/10/2009	33359.44	4812.76	128.378729	107.0058653
23/10/2009	33632.75	4859.4	129.6180351	108.0423489
26/10/2009	33481.24	4830.29	128.8425839	107.3956235
27/10/2009	32949.21	4753.53	126.7952248	105.6889583
28/10/2009	32475.11	4685.14	124.9707921	104.1683898
29/10/2009	31709.96	4574.75	122.0263402	101.7140024
30/10/2009	32185.68	4643.23	123.857007	103.2365719
2/11/2009	31474.19	4540.42	121.1190495	100.9507166
3/11/2009	31412.16	4531.47	120.8803455	100.7517242
4/11/2009	31473.23	4540.11	121.1153553	100.9438241
5/11/2009	31292.63	4507.99	120.4203699	100.229675
6/11/2009	31892.53	4594.04	122.7289065	102.1428921
9/11/2009	32515.76	4674.94	125.1272216	103.9416052
10/11/2009	32923.51	4733.57	126.6963226	105.2451179
11/11/2009	33092.84	4757.03	127.3479421	105.7667765
12/11/2009	33029.26	4747.89	127.1032734	105.5635597
13/11/2009	32788.64	4706.44	126.177319	104.6419694
16/11/2009	33130.87	4755.19	127.4942893	105.7258663
17/11/2009	32951.54	4729.45	126.8041912	105.1535687
18/11/2009	33018.38	4739.04	127.061405	105.3667907
19/11/2009	33091.72	4749.22	127.3436321	105.5931307
20/11/2009	32649.54	4685.76	125.6420341	104.1821747
23/11/2009	32867.46	4717.04	126.4806343	104.8776475
24/11/2009	32645.76	4685.05	125.6274879	104.1663887
25/11/2009	32904.84	4722.23	126.6244801	104.9930408
26/11/2009	32810.19	4708.65	126.2602478	104.6911106
27/11/2009	31858.5	4572.07	122.9795251	101.8541559
30/11/2009	32759.73	4701.35	126.0660675	104.5287994
1/12/2009	32882.7	4719	126.5392809	104.9212257
2/12/2009	33184.88	4762.36	127.7021307	105.8852826
3/12/2009	33270.11	4774.59	128.030113	106.1572017
4/12/2009	32765.77	4702.22	126.0893106	104.5481428
7/12/2009	32586.29	4676.46	125.3986353	103.9754005
8/12/2009	32545.78	4670.65	125.2427446	103.8462223
9/12/2009	32317.55	4637.89	124.3644694	103.1178435
10/12/2009	32101.99	4606.59	123.5349509	102.4219261
11/12/2009	32301.54	4635.23	124.3028597	103.0587016
14/12/2009	32432.39	4654	124.8063969	103.4767239
15/12/2009	32558.19	4673.49	125.3288928	103.9093682
16/12/2009	32488.23	4661.91	125.0212806	103.651899
17/12/2009	32546.46	4670.27	125.2453614	103.8377734
18/12/2009	32408.83	4650.52	124.7157333	103.3986562
21/12/2009	32301.58	4635.13	124.3030136	103.0564783
22/12/2009	32783.24	4704.25	126.1565387	104.5932774
23/12/2009	33069.7	4739.34	127.2588947	105.3734609
24/12/2009	33429.11	4790.85	128.6419771	106.5187231
29/12/2009	33807.68	4845.11	130.098791	107.7251282
30/12/2009	33725.41	4833.32	129.7821994	107.4629919
31/12/2009	33985.86	4870.64	130.7844637	108.2927567
4/01/2010	34025.42	4876.25	130.9366986	108.4174862
5/01/2010	34360.43	4924.27	132.2258849	109.4851545
6/01/2010	34340.41	4921.4	132.1488438	109.4213435
7/01/2010	34186.93	4899.4	131.5582218	108.9322003
8/01/2010	34276.25	4912.13	131.9019432	109.2152364
11/01/2010	34545.11	4950.66	132.9365709	110.0719041
12/01/2010	34188.27	4899.52	131.5633784	108.9348684
13/01/2010	33969.23	4868.13	130.7204681	108.2369499
14/01/2010	34177.91	4898.04	131.523511	108.9019624
15/01/2010	34188.74	4899.59	131.565187	108.9364247
18/01/2010	34268.82	4911.07	131.873351	109.1916686
19/01/2010	33921.08	4861.23	130.5351772	108.0835368
20/01/2010	33969.64	4868.19	130.7220459	108.2382639
21/01/2010	33683.33	4827.16	129.6202671	107.5260313
22/01/2010	33149.19	4750.61	127.5647883	105.6240356
25/01/2010	32920.62	4717.86	126.6852047	104.8958792
27/01/2010	32409.7	4644.64	124.7190812	103.2679215
28/01/2010	32609.45	4673.26	125.4877596	103.9042524
29/01/2010	31886.25	4569.62	122.7047398	101.5999431
1/02/2010	31568.9	4524.14	121.4835128	100.5887506
2/02/2010	32135.45	4605.33	123.6637118	102.3939115
3/02/2010	32432.4	4647.89	124.8064354	103.3401813
4/02/2010	32248.95	4621.6	124.1004827	102.7556552
5/02/2010	31528.42	4514.06	121.3277375	100.3646341
8/02/2010	31579.55	4521.36	121.5244961	100.5269407
9/02/2010	31471.22	4505.07	121.1076204	100.1647523
10/02/2010	31529.66	4513.42	121.312445	100.3604044
11/02/2010	31816.65	4554.3	122.4369049	101.2593215
12/02/2010	31872.58	4562.09	122.6521348	101.4325227
15/02/2010	31812.53	4545.45	122.4210503	101.0625525
16/02/2010	31970.64	4567.75	123.0294895	101.5583659
17/02/2010	32672.55	4667.86	125.7305812	103.78419
18/02/2010	32581.94	4654.91	125.3818956	103.4962625
19/02/2010	32444.34	4635.06	124.852383	103.0549219
22/02/2010	33077.09	4717.53	127.2873329	104.888542
23/02/2010	33120.15	4718.31	127.4530365	104.9058844
24/02/2010	32645.82	4648.52	125.6277188	103.3541886
25/02/2010	32263.95	4594.06	124.1582058	102.1433368
26/02/2010	32576.06	4637.72	125.3592682	103.1140638
1/03/2010	32992.37	4686.53	126.9613133	104.1992947
2/03/2010	33121.66	4701.92	127.4588473	104.5414727
3/03/2010	33394.99	4735.67	128.5106765	105.2918629
4/03/2010	33507.93	4750.5	128.9452924	105.6215899
5/03/2010	33630.74	4767.24	129.4178901	105.9937834
8/03/2010	33917.29	4807.86	130.5205925	106.8969197
9/03/2010	34010.73	4820.1	130.8801685	107.1690612
10/03/2010	34010.23	4819.96	130.8782444	107.1659485
11/03/2010	33971.19	4814.2	130.7280106	107.0378819
12/03/2010	34004.17	4818.12	130.8549243	107.1250384
15/03/2010	33769.76	4764.09	129.9528672	106.3684227
16/03/2010	33864.49	4797.25	130.3172535	106.6610163
17/03/2010	34259.2	4853.17	131.8363313	107.9043325
18/03/2010	34330.28	4863.11	132.1098616	108.1253363
19/03/2010	34394.66	4872.23	132.3576088	108.3281084
22/03/2010	34118.91	4830.2	131.296467	107.3936225
23/03/2010	34433.58	4874.75	132.5073809	108.3841375
24/03/2010	34552.18	4891.54	132.9637776	108.7574428
25/03/2010	34513.99	4885.39	132.8168148	108.620705
26/03/2010	34597.78	4896.89	133.1392557	108.8763935
29/03/2010	34602.26	4897.27	133.1564956	108.8848423
30/03/2010	34740.18	4916.79	133.6872397	109.3188458
31/03/2010	34448.55	4875.52	132.5949884	108.4012575
1/04/2010	34678.82	4907.74	133.4511114	109.1176301
6/04/2010	35003.63	4953.7	134.7010486	110.1394948
7/04/2010	35054.56	4960.91	134.8970375	110.2998003
8/04/2010	34892.03	4937.91	134.2715892	109.7884233
9/04/2010	34963.98	4948.09	134.5484673	110.0147632
12/04/2010	35220.82	4984.27	135.5368396	110.8191815
13/04/2010	34990.11	4951.62	134.6490209	110.0932485
14/04/2010	35294.26	4994.66	135.8194516	111.0501905
15/04/2010	35345.61	5001.93	136.0170568	111.2118302
16/04/2010	35223.57	4984.66	135.5474222	110.8278527
19/04/2010	34731.84	4915.07	133.6551457	109.2806037
20/04/2010	34807.38	4925.76	133.9458389	109.5182828
21/04/2010	35008.95	4954.27	134.7211362	110.1521688
22/04/2010	34677.5	4907.38	133.4460344	109.1096259
23/04/2010	34495.42	4881.52	132.7453537	108.5346602
27/04/2010	34484.83	4880.02	132.7046012	108.5013096

28/04/2010	34082.05	4822.79	131.1546223	107.2288701
29/04/2010	33819.09	4785.58	130.142699	106.401551
30/04/2010	33973.06	4807.37	130.7352067	106.8860252
3/05/2010	33819.25	4785.48	130.1433147	106.3993277
4/05/2010	33477.21	4737.08	128.8270756	105.3232125
5/05/2010	33033.41	4674.03	127.1192455	103.5213724
6/05/2010	32360.96	4573.25	124.5315199	101.6806517
7/05/2010	31706.15	4480.71	122.0116785	99.62313736
10/05/2010	32558.85	4599.78	125.2930406	102.270514
11/05/2010	32192.21	4547.99	123.8821357	101.1190263
12/05/2010	32368.94	4572.95	124.5622285	101.6739816
13/05/2010	32933.98	4652.78	126.7366167	103.4489045
14/05/2010	32639.88	4611.11	125.6048604	102.5224228
17/05/2010	31682.48	4467.2	121.9205916	99.32275895
18/05/2010	31707.61	4470.75	122.0172969	99.40168888
19/05/2010	31114.38	4387.1	119.7344279	97.54183286
20/05/2010	30613.36	4316.46	117.8064016	95.97123838
21/05/2010	30535.25	4305.44	117.5058185	95.72622208
24/05/2010	31173.16	4395.39	119.9606252	97.72615093
25/05/2010	30250.84	4265.34	116.4113513	94.83464735
26/05/2010	30553.59	4307.19	117.5763945	95.7651312
27/05/2010	31064.14	4379.17	119.5410942	97.36551896
28/05/2010	31619.72	4457.49	121.6790784	99.1066891
31/05/2010	31422.49	4429.67	120.9200975	98.48832504
1/06/2010	31305.04	4413.12	120.4681261	98.1203592
2/06/2010	31077.46	4381.03	119.5923522	97.4068738
3/06/2010	31821.78	4485.96	122.4566462	99.73986473
4/06/2010	31609.67	4449.36	121.640404	98.92610824
7/06/2010	30732.5	4325.89	118.2648764	96.18090296
8/06/2010	31125.58	4381.22	119.7775277	97.41109822
9/06/2010	31157.56	4385.33	119.9005932	97.50247907
10/06/2010	31512.71	4435.31	121.2572823	98.61372358
11/06/2010	32011.06	4505.45	123.1850339	100.1732012
15/06/2010	32008.93	4505.04	123.1768372	100.1640553
16/06/2010	32391.96	4558.95	124.6508141	101.3627086
17/06/2010	32167.35	4527.34	123.7864694	100.6598987
18/06/2010	32345.3	4551.89	124.471257	101.2057381
21/06/2010	32776.64	4612.6	126.1311406	102.5555511
22/06/2010	32391.1	4558.34	124.6475047	101.349146
23/06/2010	31877.7	4486.09	122.6718376	99.74275512
24/06/2010	31877.71	4479.66	122.6718761	99.59979189
25/06/2010	31403.4	4413	120.8466353	98.11768786
26/06/2010	31200.93	4384.55	120.0674989	97.46513672
29/06/2010	30224.24	4345.67	119.0027307	96.6206872
30/06/2010	30609.97	4301.51	117.7933562	95.63884331
1/07/2010	30154.24	4237.46	116.0396149	94.21476946
2/07/2010	30163.22	4238.72	116.0741718	94.24278403
5/07/2010	30044.96	4222.11	115.6190834	93.87348088
6/07/2010	30429.09	4276.09	117.0972933	95.07366053
7/07/2010	30276.62	4254.57	116.5105579	94.5951895
8/07/2010	31004.5	4356.85	119.3115874	96.8692609
9/07/2010	31285.31	4396.31	120.3922011	97.74660601
12/07/2010	31382.25	4409.93	120.7652458	98.04943015
13/07/2010	31171.37	4380.3	119.9537369	97.39064313
14/07/2010	31755.9	4462.44	122.2031266	99.21692613
15/07/2010	31614.38	4442.55	121.658529	98.77469618
16/07/2010	31473.37	4422.74	121.115894	98.33424492
19/07/2010	31014.87	4358.31	119.3514933	96.90172223
20/07/2010	31337.14	4403.6	120.5916534	97.9086903
21/07/2010	31402.28	4412.75	120.8423253	98.11212942
22/07/2010	31131.19	4374.65	119.7991161	97.26502226
23/07/2010	31727.08	4458.39	122.0922214	99.12687931
26/07/2010	31924.55	4486.14	122.8521259	99.74386681
27/07/2010	32004.65	4497.4	123.1603669	99.99421922
28/07/2010	32236.23	4529.94	124.0515336	100.7177065
29/07/2010	32194.45	4524.07	123.8907557	100.5871942
30/07/2010	31977.26	4493.48	123.0549646	99.90706278
2/08/2010	32319.58	4541.6	124.378661	100.97679525
3/08/2010	32533.14	4571.59	125.1941033	101.6437436
4/08/2010	32323.12	4542.08	124.3859039	100.9876247
5/08/2010	32497.81	4566.5	125.0581463	101.5305737
6/08/2010	32494.63	4566.06	125.0459091	101.5207908
9/08/2010	32700.02	4594.9	125.8362913	102.1620131
10/08/2010	32340.32	4540.74	124.452093	100.9578314
11/08/2010	31739.49	4455.47	122.1399776	99.06195666
12/08/2010	31350.72	4400.89	120.643912	97.84843674
13/08/2010	31770.56	4459.59	122.2595412	99.1535985
16/08/2010	31703.92	4438.49	122.003097	98.68442701
17/08/2010	31985.18	4476.98	123.0854424	99.54020535
18/08/2010	31970.42	4474.91	123.028629	99.49418142
19/08/2010	31898.8	4479.02	123.1417031	99.58559227
20/08/2010	31656.11	4430.92	121.8191145	98.51611727
23/08/2010	31698.61	4428.99	121.9826631	98.47320607
24/08/2010	31404.56	4381.34	120.8510992	97.41376627
25/08/2010	30966.96	4320.14	119.1671259	96.0530587
26/08/2010	31227.7	4356.02	120.1705061	96.85080686
27/08/2010	31337.66	4370.11	120.5936545	97.16408088
30/08/2010	31948.06	4452.71	122.9425971	99.00059142
31/08/2010	31609.43	4404.23	121.6394804	97.92269758
1/09/2010	32279.15	4495.71	124.2166984	99.95664412
2/09/2010	32554.93	4532.66	125.2779557	100.7781824
3/09/2010	32618.94	4541.2	125.5242791	100.9680599
6/09/2010	32941.06	4575.54	126.763862	101.7315671
7/09/2010	32924.86	4573.24	126.7015211	101.6804294
8/09/2010	32669.28	4537.16	125.7179976	100.8782345
9/09/2010	32996.16	4582.24	126.9758979	101.8805334
10/09/2010	32840.69	4560.25	126.3776179	101.3916125
13/09/2010	33269.26	4614.93	128.026842	102.6073558
14/09/2010	33352.38	4626.46	128.3467046	102.8637114
15/09/2010	33605.01	4661.5	129.3188759	103.6427831
16/09/2010	33206	4605.32	127.7834047	102.3936892
17/09/2010	33449.31	4638.89	128.7197108	103.1400773
20/09/2010	33400.94	4631.35	128.5335733	102.9724346
21/09/2010	33301.79	4617.52	128.152024	102.6649413
22/09/2010	33357.31	4625.22	128.3656762	102.8361415
23/09/2010	33418.11	4633.65	128.5998469	103.0235723
24/09/2010	33196.03	4601.87	127.7450381	102.3169826
27/09/2010	33734.87	4675.37	129.8186034	103.9511657
28/09/2010	33694.38	4669.75	129.6627897	103.8262119
29/09/2010	33517.89	4644.98	128.9836205	103.275481
30/09/2010	33069.97	4582.91	127.2599337	101.8954301
1/10/2010	33045.21	4579.24	127.1646523	101.8138321
4/10/2010	33377.57	4625.3	128.4436408	102.8379202
5/10/2010	33247.47	4606.89	127.9429897	102.4285962
6/10/2010	33824.07	4686.78	130.1618631	104.2048532
7/10/2010	33859.08	4691.26	130.2965886	104.3044605
8/10/2010	33737.99	4681.41	130.0230199	104.0654578
11/10/2010	33904.33	4697.5	130.4707198	104.4431994
12/10/2010	33331.86	4618.18	128.2677394	102.6796156
13/10/2010	33344.11	4619.88	128.3148799	102.7174131
14/10/2010	33915.96	4699.09	130.5154744	104.4785511
15/10/2010	33842.82	4688.95	130.2340169	104.2531005
18/10/2010	33575.3	4651.89	129.2045458	103.4291165
19/10/2010	33602.64	4655.67	129.3097557	103.5131602
20/10/2010	33380.47	4624.89	128.4548006	102.8288043
21/10/2010	33366.07	4622.9	128.3993864	102.7845591
22/10/2010	33548.88	4648.23	129.1028763	103.3477408
25/10/2010	33994.63	4709.99	130.8182125	104.7208993
26/10/2010	33836.58	4687.79	130.2100041	104.2273093
27/10/2010	33550.43	4648.14	129.109841	103.3457398
28/10/2010	33817.15	4684.86	130.1352335	104.1621643
29/10/2010	33659.48	4661.6	129.5284875	103.6450065

1/11/2010	33925.82	4698.48	130.5534177	104.4649885
2/11/2010	33946.76	4701.38	130.633999	104.5294664
3/11/2010	34099.83	4722.58	131.2230433	105.0008227
4/11/2010	34322.24	4745.31	132.078922	105.5061966
5/11/2010	34722.4	4800.64	133.6188186	106.7363918
6/11/2010	34639.15	4778.44	133.2894558	106.2428018
7/11/2010	34367.15	4740.72	132.2517446	105.4041435
10/11/2010	34070.61	4699.81	131.1105989	104.4945594
11/11/2010	34285.08	4728.57	131.9359228	105.134003
12/11/2010	34078.3	4692.73	131.1401915	104.3371442
15/11/2010	34046.21	4688.04	131.0167027	104.2328678
16/11/2010	34135.03	4700.28	131.3585001	104.5050093
17/11/2010	33582.92	4624.25	129.2338691	102.8145747
18/11/2010	33701.35	4640.15	129.6896117	103.1680919
19/11/2010	33621.85	4629.2	129.3836796	102.9246319
22/11/2010	33727.45	4643.53	129.7900498	103.243242
23/11/2010	33331.86	4589.07	128.2677394	102.0323902
24/11/2010	33299.77	4584.65	128.1442506	101.9341169
25/11/2010	33363.49	4593.42	128.3894581	102.1291071
26/11/2010	33399.21	4598.34	128.5268159	102.2384974
29/11/2010	33545.71	4618.51	129.0906775	102.6869528
30/11/2010	33298.68	4584.43	128.1400561	101.9292254
1/12/2010	33315.19	4586.62	128.2035899	101.9779174
2/12/2010	33966.13	4676.24	130.7085387	103.9705091
3/12/2010	34096.74	4694.22	131.2111524	104.3702725
6/12/2010	34056.05	4688.62	131.054569	104.2457634
7/12/2010	34333.7	4726.84	132.1230224	105.0955386
8/12/2010	34138.12	4699.92	131.370391	104.4970051
9/12/2010	34441.28	4741.3	132.537012	105.4170391
10/12/2010	34475	4745.94	132.6667734	105.5202038
13/12/2010	34556.2	4757.12	132.9792474	105.7687775
14/12/2010	34626.98	4766.86	133.2516232	105.9553346
15/12/2010	34633.66	4767.78	133.2773292	106.0057897
16/12/2010	34751.28	4783.97	133.7299547	106.3657546
17/12/2010	34600.26	4763.08	133.1487992	105.9012909
20/12/2010	34407.75	4736.58	132.4079818	105.3120956
21/12/2010	34664.01	4771.86	133.3941221	106.0965035
22/12/2010	34711.77	4778.43	133.5779122	106.2425795
23/12/2010	34909.71	4799.01	134.3396254	106.7001507
24/12/2010	34751.48	4777.26	133.7307244	106.2165659
29/12/2010	34736.68	4775.23	133.673771	106.1714314
30/12/2010	34846.91	4790.38	134.0979583	106.5082732
31/12/2010	34518.53	4745.24	132.8342856	105.5046402
4/01/2011	34498.45	4742.48	132.7570137	105.4432749
5/01/2011	34298.06	4714.93	131.9858725	104.8307342
6/01/2011	34371.18	4724.98	132.267253	105.0541837
7/01/2011	34226.1	4705.04	131.7089558	104.6108421
10/01/2011	34278.87	4712.29	131.9120255	104.772037
11/01/2011	34267.06	4710.67	131.8665782	104.7360183
12/01/2011	34365.53	4724.21	132.2455107	105.0370637
13/01/2011	34882.23	4795.24	134.2338768	106.6163294
14/01/2011	34928.27	4801.48	134.4110448	106.7550682
17/01/2011	34648.85	4763.07	133.3357834	105.9010686
18/01/2011	34930.67	4801.81	134.4202837	106.7624053
19/01/2011	35168.88	4834.56	135.336964	107.4905618
20/01/2011	34798.79	4783.68	133.9127828	106.9593068
21/01/2011	34594.88	4755.65	133.1280859	105.7360939
24/01/2011	34815.94	4786.04	133.9787795	106.4117786
25/01/2011	34974.38	4807.82	134.5884886	106.8960304
27/01/2011	34961.81	4806.09	134.5401167	106.8575659
28/01/2011	34734.82	4774.89	133.6666133	106.1638719
31/01/2011	34582.28	4753.92	133.0796085	105.6976294
1/02/2011	34569.11	4752.11	133.0289277	105.6573863
2/02/2011	34892.12	4796.51	134.2719355	106.6445663
3/02/2011	35067.15	4820.57	134.9454864	107.1795111
4/02/2011	35373.72	4862.71	136.1252297	108.1164428
7/02/2011	35416.23	4868.55	136.2888168	108.2462881
8/02/2011	35601.46	4890.36	137.0016193	108.7312069
9/02/2011	35706.29	4904.76	137.4050264	109.0513734
10/02/2011	35776.74	4914.43	137.6761322	109.2663741
11/02/2011	35534.51	4880.94	136.7439822	108.5217647
14/02/2011	35998	4935.82	138.5275855	109.7419547
15/02/2011	35968.22	4931.03	138.412986	109.6354549
16/02/2011	35962.18	4930.2	138.3897428	109.6170008
17/02/2011	36027.46	4938.44	138.6409535	109.8002072
18/02/2011	36016.64	4936.73	138.5993159	109.7621874
21/02/2011	35800.19	4899.99	137.7663726	108.9453182
22/02/2011	35514.76	4856.67	136.6679802	107.9821507
23/02/2011	35441.73	4845.87	136.386946	107.7420259
24/02/2011	35165.08	4809.35	135.3993049	106.9300481
25/02/2011	35388.79	4836.53	136.1755257	107.5343623
28/02/2011	35394.9	4831.66	136.2067347	107.4260838
1/03/2011	35365.65	4826.4	136.0941747	107.3091341
2/03/2011	35214.44	4803.21	135.5122881	106.7935326
3/03/2011	35251.6	4806.45	135.6552873	106.8655701
4/03/2011	35706.2	4864.28	137.40468	108.1513498
7/03/2011	35277.24	4797.88	135.7539552	106.6750266
8/03/2011	35362.53	4808.25	136.0821684	106.9055909
9/03/2011	35067.21	4767.78	134.9457173	106.0057897
10/03/2011	34566.88	4699.68	133.0203462	104.4916689
11/03/2011	34170.05	4644.83	131.4932641	103.272146
14/03/2011	34034.46	4626.4	130.9714864	102.8623773
15/03/2011	33317.6	4528.73	128.2128641	101.6900037
16/03/2011	33534.52	4558.22	129.0476161	101.3464779
17/03/2011	33513.24	4555.33	128.9657264	101.2822223
18/03/2011	34040.56	4626.44	130.9949604	102.8632667
21/03/2011	34185.16	4642.81	131.5514104	103.2272337
22/03/2011	34189.78	4643.44	131.5691891	103.241241
23/03/2011	34256.44	4652.4	131.8257103	103.4404557
24/03/2011	34604.07	4699.58	133.1634609	104.4894456
25/03/2011	34926.74	4742.64	134.4051603	105.4468324
28/03/2011	34863.36	4733.6	134.1612612	105.2458389
29/03/2011	35026.92	4755.81	134.7906732	105.7396513
30/03/2011	35515.55	4822.15	136.6710203	107.2146405
31/03/2011	35632.05	4837.88	137.1193358	107.5643779
1/04/2011	35808.44	4861.83	137.7981202	108.096877
4/04/2011	35992.67	4886.85	138.5070745	108.6531663
5/04/2011	36090.52	4900.13	138.8836211	108.948431
6/04/2011	36187.01	4912.91	139.2549342	109.2325787
7/04/2011	36151.78	4908.13	139.119362	109.1263012
8/04/2011	36390.69	4940.57	140.038736	109.8475652
11/04/2011	36617.69	4971.22	140.9122779	110.5290307
12/04/2011	36083.43	4898.69	138.8563374	108.9164143
13/04/2011	36174.08	4910.96	139.2051769	109.1892228
14/04/2011	35977.29	4884.25	138.4478992	108.5953585
15/04/2011	35740.79	4852.14	137.5377893	107.8814317
18/04/2011	35812.32	4861.85	137.8130513	108.0973217
19/04/2011	35307.28	4793.29	135.8695552	106.5729735
20/04/2011	35791.12	4858.97	137.7314694	108.0328884
21/04/2011	36194.98	4913.8	139.2856043	109.2523668
27/04/2011	35893.72	4872.9	138.1262949	108.343005
28/04/2011	35894.69	4873.04	138.1300277	108.3461178
29/04/2011	35527.91	4823.24	136.718584	107.2388753
2/05/2011	35544.26	4825.31	136.7815022	107.2848993
3/05/2011	35246.25	4784.61	135.6346994	106.3799843
4/05/2011	34918.51	4740.12	134.3734896	105.3908032
5/05/2011	35020.91	4753.72	134.7675455	105.6931827
6/05/2011	34942.26	4743.04	134.4648844	105.4557259
9/05/2011	35054.29	4756.8	134.8959985	105.7616627
10/05/2011	34825.57	4725.76	134.0158377	105.0715261
11/05/2011	35227.11	4780.25	135.5610448	106.283045
12/05/2011	34658.67	4696.13	133.3735727	104.4127391

13/05/2011	34772.72	4711.36	133.8124602	104.7513596
16/05/2011	34391.31	4650	132.3447173	103.3870946
17/05/2011	34642.14	4683.92	133.3099619	104.1412646
18/05/2011	34714.72	4693.73	133.5892644	104.359378
19/05/2011	35178.29	4756.41	135.3731756	105.7529916
20/05/2011	34999.19	4732.19	134.6839625	105.2144893
23/05/2011	34340.03	4642.96	132.1473815	103.2305688
24/05/2011	34235.68	4628.85	131.7458216	102.9168501
25/05/2011	33909.12	4584.69	130.4891527	101.9350062
26/05/2011	34473.46	4660.23	132.6608472	103.6145462
27/05/2011	34649.2	4683.98	133.3371302	104.1425986
30/05/2011	34527.53	4667.54	132.8689195	103.7770752
31/05/2011	34829.07	4708.3	134.0293064	104.6833242
1/06/2011	34821.56	4707.28	134.0004064	104.6606458
2/06/2011	34087.66	4600.4	131.1762107	102.2842989
3/06/2011	33959.19	4583.07	130.6818322	101.8989875
6/06/2011	33856.03	4569.14	130.2848516	101.5892709
7/06/2011	33836.13	4566.34	130.2082724	101.5270163
8/06/2011	33617.02	4536.77	129.3650928	100.8695633
9/06/2011	33712.33	4549.64	129.7318665	101.1557121
10/06/2011	33804.79	4562.11	130.0876697	101.4329674
14/06/2011	33974.02	4584.95	130.738901	101.940787
15/06/2011	33839.28	4566.77	130.2203942	101.5365768
16/06/2011	33190.76	4479.25	127.7247581	99.59067604
17/06/2011	33232.86	4484.93	127.8867674	99.71696393
20/06/2011	32990.82	4451.75	126.9553485	98.97924699
21/06/2011	33409.16	4508.2	128.5652055	100.2343441
22/06/2011	33589.96	4532.6	129.2609604	100.7768484
23/06/2011	33352.25	4500.52	128.3462043	100.0635886
24/06/2011	33459.54	4508.11	128.7590779	100.232343
27/06/2011	33115.76	4461.79	127.4361429	99.20247418
28/06/2011	33208.36	4474.27	127.9248665	99.4939618
29/06/2011	33618.17	4529.48	129.3895182	100.707479
30/06/2011	34200.68	4607.97	131.6111345	102.4526087
1/07/2011	34077.1	4591.19	131.1355737	102.0795258
4/07/2011	34222.27	4610.75	131.6942172	102.5144186
5/07/2011	34128.52	4598.12	131.3334483	102.236059
6/07/2011	34179.9	4605.04	131.5311689	102.3874637
7/07/2011	34184.14	4605.52	131.5474853	102.3981359
8/07/2011	34549.41	4654.73	132.9531181	103.4922604
11/07/2011	34011.8	4582.3	130.8842861	101.8818675
12/07/2011	33367.07	4495.44	128.4032346	99.950641
13/07/2011	33510.51	4514.77	128.9552208	100.33042
14/07/2011	33332.18	4490.74	128.2889709	99.84614222
15/07/2011	33204.34	4473.52	127.7770167	99.46327646
18/07/2011	33192.86	4471.97	127.7328393	99.42881409
19/07/2011	33164.47	4468.15	127.6235889	99.34388104
20/07/2011	33769.84	4549.71	129.9531751	101.1572684
21/07/2011	33816.75	4556.03	130.1336942	101.297786
22/07/2011	34164.31	4602.85	131.4711754	102.3387717
25/07/2011	33626.21	4530.36	129.4004578	100.7270447
26/07/2011	33945.21	4573.33	130.6280343	101.6824304
27/07/2011	33678.24	4537.37	129.6006797	100.8829036
28/07/2011	33132.01	4463.77	127.4986762	99.2649707
29/07/2011	32841.59	4424.65	126.3810813	98.37671145
1/08/2011	33384.67	4487.81	128.4709663	100.0033351
2/08/2011	32908.31	4433.63	126.6378334	98.57637082
3/08/2011	32160.11	4332.83	123.7586084	96.33520542
4/08/2011	31742.76	4276.52	122.1525612	95.08322105
5/08/2011	30472.6	4105.39	117.2647286	91.27835363
8/08/2011	29587.07	3986.09	113.85703	88.62586323
9/08/2011	29948.71	4034.81	115.2486939	89.70909317
10/08/2011	30768.76	4141.29	118.4044122	92.07654647
11/08/2011	30765.98	4140.81	118.3937142	92.06587425
12/08/2011	31005.98	4172.62	119.3172827	92.77313092
15/08/2011	31917.43	4282.86	122.8247267	95.22418324
16/08/2011	31656.44	4247.26	121.8203844	94.43266054
17/08/2011	32079.49	4303.9	123.4483664	95.69192025
18/08/2011	31686.43	4251.17	121.935792	94.51959463
19/08/2011	30578.23	4101.94	117.6712142	91.20164708
22/08/2011	30498.54	4082.26	117.364551	90.76408621
23/08/2011	31217.14	4173.44	120.1298691	92.79136262
24/08/2011	31179.26	4167.58	119.9840992	92.66107265
25/08/2011	31539.08	4212.84	121.3687594	93.6673737
26/08/2011	31445.24	4200.02	121.0076441	93.38233659
29/08/2011	31958.01	4263.28	122.9808867	94.78884576
30/08/2011	32002.8	4269.18	123.1532477	94.92002508
31/08/2011	32214.85	4296.55	123.969259	95.52856374
1/09/2011	32322.45	4307.47	124.3833256	95.77135666
2/09/2011	31846.26	4242.98	122.5508501	94.33527657
5/09/2011	31165.34	4141.94	118.9305323	92.0909843
6/09/2011	30668.01	4075.54	118.0167058	90.61467519
7/09/2011	31479.6	4183.4	121.1398683	93.01281111
8/09/2011	31515.33	4187.97	121.2773646	93.1144195
9/09/2011	31567.35	4194.72	121.477548	93.26449754
12/09/2011	30426.35	4038.5	117.0867493	89.79113584
13/09/2011	30683.71	4072.66	118.0771226	90.55064189
14/09/2011	30179.77	4005.77	116.1378595	89.06342409
15/09/2011	30684.81	4071.73	118.0813556	90.52996447
16/09/2011	31270.96	4149.39	120.3369794	92.25664012
19/09/2011	30768.27	4081.48	118.4025266	90.74674386
20/09/2011	30458.16	4040.25	117.2091606	89.83004486
21/09/2011	30636.05	4071.8	118.1246094	90.53152084
22/09/2011	29891.24	3964.91	115.0275377	88.15495169
23/09/2011	29426.26	3903.16	113.2382006	86.78201554
26/09/2011	29145.71	3863.89	112.1585875	85.90889485
27/09/2011	30206.85	4004.56	116.2420689	89.03652121
28/09/2011	30470.55	4039.52	117.2568398	89.81381429
29/09/2011	30234.77	4008.26	116.3495107	89.11878621
30/09/2011	30239.41	4008.6	116.3673663	89.1263457
3/10/2011	29397.66	3897.02	113.1281421	86.6455001
4/10/2011	29212.13	3872.11	112.4141851	86.09165655
5/10/2011	29622.38	3926.49	113.9929101	87.30072971
6/10/2011	30704.23	4069.89	118.1560977	90.48905431
7/10/2011	31405.67	4162.86	120.8553707	92.55612919
10/10/2011	31693.94	4201.02	121.964692	93.40457038
11/10/2011	31894.63	4227.62	122.7369877	93.99598903
12/10/2011	31719.07	4204.33	122.0613973	93.4781642
13/10/2011	32022.93	4244.54	123.230712	94.37218465
14/10/2011	31729.47	4205.64	122.1014186	93.50729046
17/10/2011	32255.81	4275.41	124.1268814	95.05854155
18/10/2011	31588.03	4186.89	121.5571289	93.09040701
19/10/2011	31790.4	4213.72	122.3358896	93.68693943
20/10/2011	31271.49	4144.94	120.3390189	92.15769978
21/10/2011	31248.43	4141.88	120.2502794	92.0896644
24/10/2011	32102.23	4255.05	123.5358745	94.60586171
25/10/2011	31857.29	4227.88	122.7472239	94.001016981
26/10/2011	32007.85	4242.54	123.1728812	94.32771708
27/10/2011	32804.84	4348.18	126.2396599	96.676494
28/10/2011	32846.67	4353.27	126.4006302	96.78966396
31/10/2011	32430.57	4298.12	124.7939392	95.56347078
1/11/2011	31938.52	4232.9	122.9058853	94.1133834
2/11/2011	31574.35	4184.64	121.5044855	93.040381
3/11/2011	31477.53	4171.81	121.1319025	92.75512155
4/11/2011	32302.32	4281.12	124.3058613	95.18549646
7/11/2011	32327.5	4273.41	124.402759	95.01407399
8/11/2011	32482.04	4293.84	124.9974602	95.46831019
9/11/2011	32879.98	4346.06	126.5288138	96.62935838
10/11/2011	32233.24	4244.11	124.0400275	94.36262412
11/11/2011	32631.34	4296.52	126.5719968	95.52789673
14/11/2011	32698.63	4304.58	125.8309423	95.70710103
15/11/2011	32554.81	4285.65	125.2774939	95.2862155

16/11/2011	32264.3	4247.4	124.1595526	94.43577327
17/11/2011	32350.77	4258.23	124.4923067	94.67656515
18/11/2011	31733.38	4176.97	122.1164651	92.86984788
21/11/2011	31630.84	4163.03	121.7218704	92.55990893
22/11/2011	31402.69	4133	120.8439031	91.8922284
23/11/2011	30779.8	4051.02	118.4468963	90.06950251
24/11/2011	30728.07	4044.21	118.2478288	89.9180074
25/11/2011	30273.18	3984.34	116.4973201	88.58695411
28/11/2011	30834.36	4058.2	118.6568543	90.22914138
29/11/2011	31167.94	4102.1	119.9405376	91.20520448
30/11/2011	31302.54	4119.82	120.4585056	91.59918713
1/12/2011	32130.38	4228.65	123.6442014	94.01888982
2/12/2011	32581.37	4288	125.3797021	95.33846489
5/12/2011	32834.55	4321.32	126.35399	96.07929457
6/12/2011	32833.64	4261.98	124.6187971	94.75994184
7/12/2011	32617.24	4292.46	125.5177371	95.43762757
8/12/2011	32527.71	4280.67	125.1732076	95.17549126
9/12/2011	31940.43	4203.02	122.9132354	93.44903794
12/12/2011	32319.65	4252.85	124.3725506	94.55694739
13/12/2011	31867.88	4193.4	122.6340483	93.23514894
14/12/2011	31845.83	4190.5	122.5491954	93.17067097
15/12/2011	31460.91	4139.85	121.0679454	92.04452982
16/12/2011	31608.67	4159.22	121.6365558	92.47519821
19/12/2011	30857.46	4060.37	118.7457477	90.27738869
20/12/2011	30802.17	4053.1	118.5329806	90.11574908
21/12/2011	31458.92	4139.52	121.0602875	92.03719267
22/12/2011	31139.92	4090.82	119.832711	90.9544074
23/12/2011	31517.42	4140.41	121.2854073	92.05698074
28/12/2011	31124.22	4088.76	119.7722942	90.90860581
29/12/2011	30989.6	4071.07	119.2542492	90.51529017
30/12/2011	30879.12	4056.56	118.8290998	90.19267797
31/01/2012	31219.59	4101.16	120.1354449	91.18430473
4/01/2012	31878.44	4187.84	122.6746853	93.11152911
5/01/2012	31534.7	4142.68	121.3519042	92.10745143
6/01/2012	31274.64	4108.52	120.3511408	91.34794538
9/01/2012	31251.26	4105.45	120.2611698	91.27968766
10/01/2012	31607.42	4152.24	121.6317455	92.3200064
11/01/2012	31876.03	4187.52	122.6654111	93.1044143
12/01/2012	31826.35	4181	122.4742324	92.95945003
13/01/2012	31939.71	4195.89	122.9104646	93.29051107
16/01/2012	31569.36	4147.24	121.4852829	92.20883748
17/01/2012	32090.01	4215.63	123.4888494	93.72940596
18/01/2012	32107.11	4217.88	123.5546537	95.77943197
19/01/2012	32083.47	4214.77	123.4638822	93.7102849
20/01/2012	32273.37	4239.63	124.1944558	94.26301677
23/01/2012	32162.74	4225.1	123.7687292	93.93995989
24/01/2012	32156.08	4224.23	123.7431002	93.9206165
25/01/2012	32514.7	4271.34	125.1231425	94.96805005
27/01/2012	32644.35	4288.37	125.6220619	95.34669139
30/01/2012	32525.38	4272.74	125.1642413	94.99917735
31/01/2012	32448.82	4262.68	124.8696229	94.77550549
1/02/2012	32167.04	4225.67	123.7852765	93.95263315
2/02/2012	32488.13	4267.85	125.0208957	94.89045415
3/02/2012	32361.2	4251.17	124.5324434	94.51959463
6/02/2012	32702.33	4295.98	125.8451807	95.51898049
7/02/2012	32536.47	4274.2	125.2069178	95.03163887
8/02/2012	32662.19	4290.71	125.6907138	95.39871844
9/02/2012	32627.02	4282.87	125.5553726	95.22440558
10/02/2012	32341.05	4245.33	124.4549021	94.38974934
13/02/2012	32645.3	4285.13	125.6257177	95.27465393
14/02/2012	32326.51	4242.83	124.3989493	94.33416488
15/02/2012	32407.04	4253.4	124.708845	94.56917597
16/02/2012	31862.64	4181.86	122.6138837	92.97857108
17/02/2012	31970.99	4195.88	123.0308364	93.29028873
20/02/2012	32557.85	4256.11	125.2891924	94.62942953
21/02/2012	32855.24	4291.2	126.4336093	95.409613
22/02/2012	32872.03	4293.11	126.4982206	95.45207953
23/02/2012	32827.08	4286.19	126.3252439	95.2982174
24/02/2012	32993.6	4306.78	126.9660465	95.75601535
27/02/2012	32799.84	4267.37	126.2204189	94.87978193
28/02/2012	32773.02	4262.74	126.1172101	94.77683951
29/02/2012	33068.21	4298.55	127.2531609	95.57303131
1/03/2012	32750.32	4255.55	126.0298559	94.61697861
2/03/2012	32887.44	4273.11	126.5575214	95.00740385
5/03/2012	32849.1	4262.97	126.4099813	94.78195328
6/03/2012	32401.74	4204.73	124.6884495	93.48705771
7/03/2012	31934.55	4143.66	122.8906079	92.12924054
8/03/2012	32149.48	4171.04	123.717702	92.73800154
9/03/2012	32471.95	4211.99	124.9586318	93.64847498
12/03/2012	32353.99	4196.69	124.5046979	93.30823809
13/03/2012	32746.82	4247.62	126.0163872	94.4406647
14/03/2012	33058.03	4287.18	127.2139862	95.32023319
15/03/2012	32986.51	4277.77	126.9387628	95.1101328
16/03/2012	32974.65	4276.16	126.8931231	95.07521689
19/03/2012	33115.46	4290.8	127.4349885	95.40071949
20/03/2012	32993.71	4275.02	126.9664698	95.04987038
21/03/2012	32833.41	4254.25	126.349603	94.58807469
22/03/2012	32984.41	4273.68	126.9306816	95.02007711
23/03/2012	32960.69	4270.39	126.8394022	94.94692796
26/03/2012	32911.7	4262.8	126.6508788	94.77817354
27/03/2012	33209.19	4301.33	127.7956805	95.63484123
28/03/2012	33535.61	4343.51	128.0518107	96.57266223
29/03/2012	33492.3	4337.9	128.885145	96.4473937
30/03/2012	33472.33	4335.24	128.8082964	96.38878884
2/04/2012	33426.24	4329.27	128.6309328	96.25605315
3/04/2012	33486.19	4337.04	128.8616325	96.42880965
4/04/2012	33463.39	4333.86	128.7738935	96.35810622
5/04/2012	33356.08	4319.85	128.3609429	96.0466109
10/04/2012	33143.6	4292.26	127.5432769	95.43318081
11/04/2012	32787.6	4246.13	126.1733169	94.40753636
12/04/2012	33054.11	4280.64	127.1989013	95.17482424
13/04/2012	33383.59	4323.31	128.4668069	96.1235398
16/04/2012	33221.63	4302.33	127.8435521	95.65707501
17/04/2012	33117.02	4288.79	127.4409917	95.35902955
18/04/2012	33579.38	4348.66	129.2202465	96.68716622
19/04/2012	33688	4362.73	129.6382382	96.99999555
20/04/2012	33717.12	4366.5	129.7502979	97.08381692
23/04/2012	33608.47	4352.43	129.3321907	96.77098758
24/04/2012	33670.36	4360.45	129.5703559	96.94930253
26/04/2012	33784.29	4375.2	130.0087816	97.27725084
27/04/2012	33682.75	4362.05	129.6180351	96.98487658
30/04/2012	33950.94	4396.58	130.6500845	97.75260913
1/05/2012	34205.22	4429.51	131.6286054	98.48476763
2/05/2012	34257.11	4435.91	131.8282886	98.62706385
3/05/2012	34203.43	4428.96	131.6217171	98.47253905
4/05/2012	33949.2	4396.04	130.6433886	97.74060289
7/05/2012	3328.46	4301.29	127.8698353	95.63395188
8/05/2012	33329.33	4314.35	128.2580035	95.92432509
9/05/2012	33025.97	4275.08	127.0906128	95.0512044
10/05/2012	33241.31	4295.55	127.9192847	95.50632996
11/05/2012	33160.2	4285.07	127.607157	95.2733199
14/05/2012	33333.6	4296.99	128.2744353	95.53834661
15/05/2012	33095.32	4266.28	127.3574857	94.85554711
16/05/2012	32313.77	4165.53	124.3499232	92.61549339
17/05/2012	32250.82	4157.41	124.1076789	92.43495507
18/05/2012	31391.84	4046.46	120.8021501	89.96811675
21/05/2012	31603.46	4073.62	121.6165066	90.57198632
22/05/2012	31971.05	4121	123.0310673	91.625423
23/05/2012	31552.35	4067.04	121.419825	90.42568802
24/05/2012	31467.38	4055.85	121.0928433	90.17889198
25/05/2012	31260.99	4029.25	120.2988128	89.58547334
28/05/2012	31566.34	4068.02	121.4736614	90.44747713

29/05/2012	31926.28	4114.41	122.8587833	91.47890236
30/05/2012	31769.67	4094.23	122.2561163	91.03022461
31/05/2012	31695.6	4076.26	121.97108	90.63068351
1/06/2012	31599.36	4063.88	121.600729	90.35542927
4/06/2012	30989.03	3985.03	119.2520557	88.60229542
5/06/2012	31445.25	4043.69	121.0076826	89.90652917
6/06/2012	31535.45	4055.29	121.3547904	90.16444106
7/06/2012	31950.94	4108.57	122.95368	91.34905707
8/06/2012	31601.96	4063.69	121.6107343	90.35120485
12/06/2012	31673.39	4072.88	121.8856114	90.55553332
13/06/2012	31602.68	4063.79	121.613505	90.35342823
14/06/2012	31435.1	4042.24	120.9686233	89.87429019
15/06/2012	31552.49	4057.33	121.4203638	90.20979798
18/06/2012	32171.27	4136.9	123.8015544	91.97894016
19/06/2012	32065.73	4123.33	123.3954151	91.67722771
20/06/2012	32136.6	4132.44	123.6681372	91.87977748
21/06/2012	31787.61	4087.57	122.3251531	90.88214761
22/06/2012	31481.55	4048.21	121.1473723	90.00702589
25/06/2012	31383.98	4027.81	120.7715184	89.55345689
26/06/2012	31270.8	4013.3	120.3363637	89.23084448
27/06/2012	31503.56	4043.17	121.2320712	89.89496761
28/06/2012	31516.52	4044.84	121.2819439	89.93209802
29/06/2012	31904.52	4094.63	122.7750464	91.03911812
2/07/2012	32204.43	4133	123.9291608	91.8922284
3/07/2012	32163.48	4127.22	123.7715769	91.76371713
4/07/2012	32513.7	4172.16	125.1192943	92.76290338
5/07/2012	32490.6	4169.19	125.0304008	92.69686904
6/07/2012	32402.63	4157.81	124.6918744	92.44384858
9/07/2012	32094.49	4118.27	123.5060894	91.56472477
10/07/2012	31936.7	4098.02	122.8988816	91.11449065
11/07/2012	31925.16	4086.54	122.8544733	91.08158465
12/07/2012	31702.52	4067.97	121.9971096	90.44635644
13/07/2012	31813.76	4082.25	122.4257836	90.76386388
16/07/2012	31991.9	4105.1	123.1113023	91.27190584
17/07/2012	32270.08	4140.8	124.1817952	92.05655192
18/07/2012	32136.04	4123.6	123.6659822	91.68323084
19/07/2012	32783.61	4206.69	126.1579625	93.53063593
20/07/2012	32724.62	4199.12	125.9309571	93.36232619
23/07/2012	32177.67	4128.94	123.8261829	91.80195924
24/07/2012	32211.11	4133.23	123.9548667	91.89734217
25/07/2012	32138.75	4123.95	123.6764108	91.69101266
26/07/2012	32324.12	4147.73	124.3697521	92.21973204
27/07/2012	32807.59	4209.77	126.2502424	93.59911599
30/07/2012	33087.67	4245.71	127.3280469	94.39819817
31/07/2012	33270.37	4269.15	128.031135	94.91935807
1/08/2012	33220.9	4262.76	127.8407429	94.77728419
2/08/2012	33273.71	4269.54	128.0439665	94.92802924
3/08/2012	32899.18	4221.48	126.6026993	93.85947359
6/08/2012	33297.46	4272.59	128.1353613	94.99584228
7/08/2012	33445.36	4291.56	128.7045104	95.41761716
8/08/2012	33608.99	4312.56	129.3341917	95.88452662
9/08/2012	33575.59	4308.28	129.2056618	95.78936603
10/08/2012	33334.21	4277.3	128.2767827	95.1005634
13/08/2012	33407.88	4283.29	128.5602798	95.23374377
14/08/2012	33480.26	4292.17	128.8398127	95.43117977
15/08/2012	33404.46	4281.22	128.5471189	95.18771984
16/08/2012	33791.66	4330.17	130.0371428	96.27606355
17/08/2012	34103.3	4370.1	131.2363966	97.16385854
20/08/2012	34218.69	4364.29	131.6804407	97.03468026
21/08/2012	34405.24	4383.38	132.3983228	97.45912319
22/08/2012	34352.35	4376.04	132.1947914	97.29592722
23/08/2012	34417.42	4383.7	132.4451939	97.466238
24/08/2012	34163.32	4348.99	131.4673657	96.69450336
27/08/2012	34154.15	4343.7	131.4320777	96.57688665
28/08/2012	34297.61	4359.38	131.9841408	96.92551238
29/08/2012	34274.53	4356.44	131.8953243	96.86014505
30/08/2012	33975.09	4315.67	130.7430186	95.95367369
31/08/2012	33981.77	4316.11	130.7687246	95.96345655
3/09/2012	34177.05	4329.67	131.5202015	96.26494666
4/09/2012	33975.34	4303.51	130.7439806	95.68331088
5/09/2012	33782.69	4278.77	130.0026245	95.13324707
6/09/2012	34058.16	4312.89	131.0626888	95.89186377
7/09/2012	34161.67	4325.84	131.4610162	96.17979127
10/09/2012	34260.83	4333.76	131.8426039	96.35588284
11/09/2012	34199.48	4325.79	131.6065167	96.17867958
12/09/2012	34479.88	4361.25	132.6855526	96.96708955
13/09/2012	34308.66	4339.42	132.0266634	96.48172605
14/09/2012	34708.2	4389.96	133.5641742	97.60542149
17/09/2012	34826.82	4402.53	134.0206479	97.89490015
18/09/2012	34768.12	4394.73	133.7947584	97.71147683
19/09/2012	34655.06	4418.36	134.5142183	98.23686095
20/09/2012	34787.9	4397.23	133.8708759	97.76706109
21/09/2012	34877.1	4408.29	134.2141355	98.01296674
24/09/2012	34709.41	4385.47	133.5688305	97.5055918
25/09/2012	34609.61	4372.86	133.1847799	97.22522378
26/09/2012	34521.17	4361.6	132.8444449	96.97487138
27/09/2012	34699.78	4384.17	133.5317723	97.47668788
28/09/2012	34723.66	4387.02	133.6236674	97.54005416
1/10/2012	34736.37	4388.62	133.672578	97.57562822
2/10/2012	35087.9	4432.98	135.0253366	98.56191886
3/10/2012	35133.26	4438.56	135.199891	98.68598338
4/10/2012	35242.45	4452.35	135.6200762	98.99258726
5/10/2012	35575.11	4494.98	136.9002192	99.92707319
8/10/2012	35477.15	4481.86	136.5232493	99.64870622
9/10/2012	35663.1	4505.35	137.2388225	100.1709778
10/10/2012	35547.72	4490.74	136.7948169	99.84614222
11/10/2012	35490.63	4483.53	136.5751231	99.68583664
12/10/2012	35514.79	4486.58	136.6680956	99.75364968
15/10/2012	35490.02	4483.43	136.5727757	99.68361326
16/10/2012	35553.9	4491.5	136.8185988	99.86303989
17/10/2012	35844.49	4528.21	137.9368479	100.6792421
18/10/2012	36091.68	4559.44	138.888085	101.3736032
19/10/2012	36183.82	4571.08	139.2426584	101.6324044
22/10/2012	35946.91	4541	138.330596	100.9636122
23/10/2012	35965.74	4543.07	138.4034424	101.0083361
24/10/2012	35670.81	4505.82	137.2884822	100.1814277
25/10/2012	35707.89	4510.5	137.4111835	100.2854818
26/10/2012	35406.1	4472.38	136.2498345	99.43792995
29/10/2012	35442.31	4476.86	136.3891779	99.5375373
30/10/2012	35512.2	4485.69	136.6581288	99.73386161
31/10/2012	35760.08	4517	137.6120212	100.4300014
1/11/2012	35290.23	4457.65	135.8039433	99.11042631
2/11/2012	35317.64	4460.05	135.9094226	99.16378739
5/11/2012	35429.03	4474.12	136.3380738	99.47661673
6/11/2012	35513.59	4484.8	136.6634778	99.71407354
7/11/2012	35764.32	4516.46	137.6283375	100.4179951
8/11/2012	35576.14	4483.82	136.9041828	99.69228443
9/11/2012	35555.29	4462.02	136.8239478	99.20758795
12/11/2012	35443.8	4448.03	136.3949118	98.89653731
13/11/2012	34900.13	4379.8	134.3027596	97.37952624
14/11/2012	34968.8	4388.37	134.5670157	97.57006977
15/11/2012	34659.74	4349.25	133.3776903	96.70028415
16/11/2012	34568.68	4336.85	133.027273	96.42458523
19/11/2012	34764.77	4361.45	133.781867	96.97153631
20/11/2012	34964.89	4385.68	134.5519692	97.51026089
21/11/2012	34835.9	4369.5	134.0555896	97.15051827
22/11/2012	35183.28	4413.07	135.3923781	98.11924423
23/11/2012	35182.81	4413.01	135.3905694	98.1179102
26/11/2012	35272.96	4424.19	135.7371001	98.3664839
27/11/2012	35534.58	4456.83	136.7442516	99.09219461
28/11/2012	35458.69	4447.31	136.4522115	98.88052899
29/11/2012	35703.57	4477.73	137.3945593	99.55689069

30/11/2012	35929.26	4506.04	138.26306	100.1863191
3/12/2012	36132.69	4531.51	139.0458998	100.7526136
4/12/2012	35909.96	4503.57	138.1887897	100.1314017
5/12/2012	36044.12	4520.4	138.7050645	100.5055962
6/12/2012	35955.97	4509.34	138.3658455	100.2596906
7/12/2012	36294.16	4551.76	139.667269	101.2028477
8/12/2012	36346.77	4557.95	139.869723	101.3404748
11/12/2012	36490.77	4576	140.4238641	101.7417946
12/12/2012	36553.7	4583.81	140.8660315	101.9154405
13/12/2012	36545.58	4582.79	140.6347841	101.892762
14/12/2012	36548.1	4583.11	140.6444815	101.8988768
17/12/2012	36470.64	4573.4	140.3463998	101.6839868
18/12/2012	36644.56	4595.2	141.0156791	102.1686833
19/12/2012	36824.83	4617.78	141.7093945	102.6707221
20/12/2012	36955.05	4634.11	142.2105074	103.0337998
21/12/2012	36931.87	4623.58	142.1213061	102.7996781
24/12/2012	37024.61	4635.19	142.4781884	103.0578123
27/12/2012	37126.65	4647.96	142.8708589	103.3417377
28/12/2012	37313.06	4671.3	143.5882023	103.8606742
31/12/2012	37134.53	4648.95	142.9011828	103.3637491
2/01/2013	37589.75	4705.94	144.6529614	104.6308525
3/01/2013	37867.26	4740.68	145.720876	105.4032541
4/01/2013	37732.26	4723.78	145.2013687	105.0275032
7/01/2013	37683.37	4717.32	145.0132301	104.8838729
8/01/2013	37467.09	4690.25	144.1809409	104.2820044
9/01/2013	37609.99	4708.14	144.730849	104.6797668
10/01/2013	37728.37	4722.96	145.1863992	105.0092715
11/01/2013	37620.76	4709.49	144.7722942	104.7097824
14/01/2013	37702.4	4719.71	145.0864614	104.9370117
15/01/2013	37677.22	4716.55	144.9895637	104.8667529
16/01/2013	37852.08	4738.44	145.6524603	105.3534505
17/01/2013	37997.32	4756.63	146.2213732	105.7578083
18/01/2013	38113.95	4771.23	146.6701891	106.0824962
21/01/2013	38164.05	4777.5	146.862984	106.2219021
22/01/2013	38177.4	4779.08	146.9143575	106.2570314
23/01/2013	38247.29	4787.83	147.1833083	106.451577
24/01/2013	38426.21	4810.22	147.8718287	106.9493915
25/01/2013	38625.52	4835.17	148.6388139	107.5041244
29/01/2013	39055.31	4888.98	150.2927327	108.7005243
30/01/2013	39116.96	4896.69	150.5299744	108.8719467
31/01/2013	38973.87	4878.78	149.9793352	108.4737397
1/02/2013	39311.91	4921.1	151.2801815	109.4146734
4/02/2013	39203.42	4907.52	150.85269	109.1127386
5/02/2013	39005.34	4882.72	150.1004381	108.5613408
6/02/2013	39310.77	4920.95	151.2757945	109.4113383
7/02/2013	39428.58	4935.7	151.7291512	109.7392867
8/02/2013	39738.56	4971.3	152.922017	110.5308094
11/02/2013	39644.3	4959.5	152.5592854	110.2684507
12/02/2013	39642.8	4958.99	152.5535131	110.2571115
13/02/2013	40000.35	5003.66	153.9294378	111.2502946
14/02/2013	40266.56	5036.88	154.9538678	111.9889009
15/02/2013	40244.46	5033.92	154.8688225	111.9230889
18/02/2013	40625.64	5063.42	156.3356802	112.5789855
19/02/2013	40807.42	5081.9	157.0352064	112.9898658
20/02/2013	40944.55	5098.71	157.5629104	113.3636157
21/02/2013	39998.95	4980.09	153.9240503	110.7262443
22/02/2013	40311.45	5018.14	155.1268136	111.5722398
25/02/2013	40649.52	5055.77	156.4275753	112.4088971
26/02/2013	40241.06	5003.57	154.8557386	111.2482936
27/02/2013	40510.98	5036.59	155.8944454	111.9824531
28/02/2013	41067.34	5104.08	158.0354312	113.4830112
1/03/2013	40932.09	5086.13	157.5149618	113.0839147
4/03/2013	40426.09	5010.52	155.5677715	111.4028184
5/03/2013	40965.05	5075.36	157.6417986	112.8444569
6/03/2013	41319.12	5116.79	159.0043315	113.7656026
7/03/2013	41263.89	5109.2	158.7917953	113.5968481
8/03/2013	41384.67	5123.44	159.2565812	113.9134572
11/03/2013	41574.2	5146.91	159.985931	114.4352841
12/03/2013	41339.65	5117.87	158.0833351	113.789615
13/03/2013	41133.99	5092.4	158.2919138	113.2232026
14/03/2013	40648.34	5032.22	156.4230344	111.8852915
15/03/2013	41360.16	5120.24	159.1622618	113.8423091
18/03/2013	40545.46	5015.4	156.0271314	111.5113192
19/03/2013	40319.85	4987.4	155.1589385	110.8887733
20/03/2013	40157.76	4967.35	154.5351833	110.4429859
21/03/2013	40096.21	4959.41	154.2983265	110.2664497
22/03/2013	40167.09	4967.26	154.5710871	110.4409849
25/03/2013	40352.56	4990.2	155.2848131	110.9510279
26/03/2013	40029.49	4950.25	154.0415744	110.0627862
27/03/2013	40351.53	4994.99	155.4340079	111.0575277
28/03/2013	40180.92	4966.5	154.5473437	110.4240872
2/04/2013	40315.81	4985.51	155.1433917	110.8467514
3/04/2013	40090.76	4957.68	154.2773538	110.2279852
4/04/2013	39733.34	4913.48	152.9019293	109.245252
5/04/2013	39556.74	4891.43	152.2223368	108.754997
8/04/2013	39671.48	4905.49	152.6638795	109.067604
9/04/2013	40248.52	4976.84	154.8844462	110.6539845
10/04/2013	40177.9	4968	154.6126861	110.4574379
11/04/2013	40493.9	5007.07	155.8287181	111.3261118
12/04/2013	40546.2	5013.54	156.029979	111.4699644
15/04/2013	40177.77	4967.91	154.6121859	110.4554368
16/04/2013	40039.79	4950.85	154.0812109	110.0761285
17/04/2013	40474.16	5004.55	155.7527545	111.2708927
18/04/2013	39826.04	4924.42	153.2586577	109.4884896
19/04/2013	39886.66	4931.91	153.4919357	109.6550206
22/04/2013	40166.8	4966.55	154.5699711	110.4251989
23/04/2013	40568.6	5016.23	156.1161788	111.5297733
24/04/2013	41265.72	5102.43	158.7988375	113.4463254
26/04/2013	41225.91	5097.51	158.6456406	113.3369352
29/04/2013	41454.77	5125.81	159.5263402	113.9661513
30/04/2013	41983.8	5191.22	161.5621546	115.4204631
1/05/2013	41781.31	5166.18	160.7829321	114.8637291
2/05/2013	41491.28	5129.97	159.666838	114.0586438
3/05/2013	41490.27	5129.5	159.6629514	114.0481939
6/05/2013	41708.02	5156.2	160.5008974	114.641836
7/05/2013	41607.18	5143.74	160.1128447	114.364803
8/05/2013	42060.27	5199.75	161.8564267	115.6101173
9/05/2013	42115.79	5198.38	162.0700788	115.579657
10/05/2013	42178.25	5206.09	162.3104376	115.7510795
13/05/2013	42315.74	5210.34	162.8395269	115.845573
14/05/2013	42402.24	5220.99	163.1723964	116.0823628
15/05/2013	42164.47	5191.66	162.2574093	115.430246
16/05/2013	41953.32	5165.66	161.4448614	114.8521676
17/05/2013	42077.93	5180.77	161.9243859	115.18812
20/05/2013	42308.41	5209.03	162.8113196	115.8164468
21/05/2013	42073.05	5180.06	161.9056067	115.1723341
22/05/2013	41853.72	5165.36	161.4484007	114.8454974
23/05/2013	41119.97	5062.45	158.2379621	112.5574167
24/05/2013	40478.71	4983.5	155.7702639	110.8020615
27/05/2013	40286.67	4959.86	155.0312551	110.2764549
28/05/2013	40379.09	4970.65	155.386906	110.5163574
29/05/2013	40412.21	4974.73	155.5143584	110.6070712
30/05/2013	40127.23	4930.68	154.4176977	109.6276731
31/05/2013	40093.75	4926.57	154.2888599	109.5362922
3/06/2013	39783.54	4888.31	153.0951091	108.6856276
4/06/2013	39885.27	4900.81	153.4865867	108.9635499
5/06/2013	39351.37	4835.21	151.4320315	107.5050137
6/06/2013	38911.97	4781.17	149.7411314	106.3035
7/06/2013	38561.31	4737.7	148.3917208	105.3369975
11/06/2013	38718.86	4757.06	148.9880051	105.7674435
12/06/2013	38453.46	4724.45	147.9766922	105.0423998
13/06/2013	38219.92	4695.76	147.077983	104.4045126

14/06/2013	39001.27	4791.76	150.0847759	106.5389558
17/06/2013	39279.02	4825.88	151.1536141	107.2975725
18/06/2013	39185.16	4814.35	150.7924218	107.041217
19/06/2013	39567.96	4861.38	152.2655136	108.0868718
20/06/2013	38729.67	4758.39	149.0396042	105.7970144
21/06/2013	38570.24	4739.8	148.4280953	105.3614546
24/06/2013	38970.44	4859.14	146.5027538	103.8125492
25/06/2013	37962.94	4655.96	146.089072	103.519608
26/06/2013	38580.83	4731.72	148.4660681	105.2040394
27/06/2013	39229.38	4811.28	150.9625893	106.9729593
28/06/2013	39163.27	4802.59	150.7081847	106.7797477
1/07/2013	38412.11	4710.29	147.817569	104.7275694
2/07/2013	39420.98	4834	151.6999049	107.4781108
3/07/2013	38688.04	4744.13	148.8794035	105.4799607
4/07/2013	39100.8	4794.74	150.4677875	106.6052125
5/07/2013	39484.88	4841.75	151.945805	107.6504227
8/07/2013	39222.14	4809.53	150.9347283	106.9340502
9/07/2013	39810.32	4881.65	153.1981639	108.5375506
10/07/2013	39970.99	4901.36	153.8164546	108.9757785
11/07/2013	40495.72	4965.7	155.6357218	110.4063002
12/07/2013	40562.47	4973.89	156.0925893	110.5883949
15/07/2013	40621.36	4981.11	156.3192099	110.7489228
16/07/2013	40661.41	4986.02	156.4733304	110.8580907
17/07/2013	40626.07	4981.68	156.337335	110.761596
18/07/2013	40721.8	4993.42	156.7057234	111.0226207
19/07/2013	40547.86	4972.09	156.0363671	110.548374
22/07/2013	40790.64	5001.86	156.9706336	111.2102738
23/07/2013	40914.97	5017.11	157.4490806	111.549339
24/07/2013	41061.45	5035.07	158.0127653	111.9486577
25/07/2013	41065.86	5035.61	158.0297358	111.960664
26/07/2013	41118.17	5042.03	158.2310353	112.1034049
29/07/2013	41153.24	5046.33	158.3659917	112.1980102
30/07/2013	41160.7	5047.24	158.3946993	112.2192429
31/07/2013	41199.66	5051.98	158.5446253	112.324631
1/08/2013	41277.24	5061.49	158.8431688	112.5360743
2/08/2013	41727.98	5116.76	160.5777075	113.7649355
5/08/2013	41683.05	5111.25	160.4048078	113.6424274
6/08/2013	41637.2	5105.63	160.2283677	113.5174735
7/08/2013	40867.92	5011.3	157.2680227	111.4201607
8/08/2013	41304.22	5064.8	158.9469933	112.6096681
9/08/2013	41253.34	5055.21	158.7511968	112.3964462
12/08/2013	41689.79	5108.65	160.4307447	113.5846196
13/08/2013	42090.6	5157.7	161.9731426	114.6751867
14/08/2013	42106.59	5157.42	162.0346754	114.6686812
15/08/2013	42068.07	5152.37	161.8964426	114.5568806
16/08/2013	41753.66	5113.86	160.6765294	113.7004576
19/08/2013	41910.56	5112.53	161.2803123	113.6708866
20/08/2013	41673.06	5078.18	160.3663642	112.9071562
21/08/2013	41852.36	5099.99	161.0563469	113.392075
22/08/2013	41658.28	5075.75	160.3094878	112.8531281
23/08/2013	42059.96	5123.36	161.8552337	113.9116785
26/08/2013	42197.7	5136.4	162.3852851	114.1793733
27/08/2013	42265.18	5141.22	162.6449618	114.3087739
28/08/2013	41823.43	5087.16	160.9450184	113.1068155
29/08/2013	41877.95	5092.41	161.1548224	113.2235429
30/08/2013	42231.38	5134.96	162.5148925	114.1695904
2/09/2013	42789.11	5188.28	164.6611504	115.3550958
3/09/2013	42861.13	5196.57	164.9382979	115.5394138
4/09/2013	42575.31	5161.64	163.8384048	114.7627878
5/09/2013	42445.47	5142.51	163.3387542	114.3374555
6/09/2013	42467.92	5144.99	163.4251463	114.3925953
9/09/2013	42822.78	5181.47	164.7907194	115.2036837
10/09/2013	42988.83	5201.17	165.4297134	115.6416892
11/09/2013	43263.4	5234.39	166.4863143	116.3802955
12/09/2013	43332.12	5242.54	166.7507627	116.5615009
13/09/2013	43143.8	5219.63	166.0260693	116.0521249
16/09/2013	43383.98	5247.99	166.9503305	116.682675
17/09/2013	43412.1	5251.24	167.0585419	116.7543846
18/09/2013	43305.36	5238.14	166.6477848	116.4638722
19/09/2013	43779.98	5295.55	168.4742186	117.7401137
20/09/2013	43624.67	5276.69	167.8765543	117.3207846
23/09/2013	43431.49	5252.46	167.1331586	116.78206
24/09/2013	43283	5234.16	166.561739	116.3751818
25/09/2013	43628.47	5275.94	167.8911775	117.3041092
26/09/2013	43781.59	5294.46	168.4804142	117.7158789
27/09/2013	43885.83	5307.06	168.8815508	117.9960246
30/09/2013	43157.87	5218.88	166.0802135	116.0354495
1/10/2013	43057.98	5206.8	165.6958165	115.7668654
2/10/2013	43130.4	5215.56	165.9745034	115.9616334
3/10/2013	43252.11	5234.89	166.5967961	116.5914124
4/10/2013	43070.58	5208.02	165.7443039	115.7939607
7/10/2013	42682.67	5161.11	164.2515477	114.7510039
8/10/2013	42588.26	5149.44	163.888239	114.4915356
9/10/2013	42617.95	5152.99	164.0024921	114.5704655
10/10/2013	42569.6	5147.14	163.8164315	114.4403979
11/10/2013	43262.09	5230.87	166.4812731	116.3020326
14/10/2013	43072.09	5207.86	165.7501147	115.7904332
15/10/2013	43496.24	5259.15	167.3823297	116.930804
16/10/2013	43527.35	5262.91	167.5020472	117.014403
17/10/2013	43694.36	5283.1	168.1447355	117.4633031
18/10/2013	44011.66	5321.47	169.3657701	118.3164134
21/10/2013	44262.3	5351.77	170.3302955	118.5900971
22/10/2013	44439.08	5373.15	171.0105687	119.4654554
23/10/2013	44298.07	5356.1	170.4679337	119.0863694
24/10/2013	44436.93	5372.89	171.0022951	119.4596746
25/10/2013	44548.25	5386.35	171.4306769	119.7589413
28/10/2013	45004.54	5441.41	173.1865732	120.9831335
29/10/2013	44790.46	5415.53	172.36275	120.4077231
30/10/2013	44917.23	5430.85	172.8505866	120.7483447
31/10/2013	44872.92	5425.5	172.6800728	120.629394
1/11/2013	44754.38	5411.12	172.2239069	120.3096721
4/11/2013	44584.08	5390.53	171.568858	119.8518785
5/11/2013	44926.74	5431.96	172.887183	120.7730242
6/11/2013	44941.98	5433.8	172.9458296	120.8133344
7/11/2013	45009.14	5422.04	173.2042749	120.8524651
8/11/2013	44924.32	5400.66	172.8778704	120.0771068
11/11/2013	44823.42	5387.14	172.4895868	119.776506
12/11/2013	44872.94	5393.09	172.6801497	119.908797
13/11/2013	44258.59	5319.18	170.3160067	118.2654981
14/11/2013	44560.23	5355.43	171.4767784	119.0714727
15/11/2013	44944.98	5401.67	172.9573742	120.0995629
18/11/2013	44805.49	5384.66	172.4205885	119.7213662
19/11/2013	44548.92	5352.9	171.4332552	119.0152212
20/11/2013	44172.44	5307.66	169.984484	118.0093649
21/11/2013	44014.64	5288.32	169.3772377	117.5793635
22/11/2013	44411.92	5335.91	170.9060515	118.6374693
25/11/2013	44552.77	5352.83	171.4480708	119.0133664
26/11/2013	44589.08	5357.01	171.587799	119.1068021
27/11/2013	44388.17	5332.87	170.8146567	118.5698786
28/11/2013	44400.36	5334.34	170.8615663	118.6025622
29/11/2013	44285.13	5320.05	170.418138	118.2848415
2/12/2013	43947.73	5279.52	169.1197545	117.3837062
3/12/2013	43752.56	5256.07	168.3687009	116.862324
4/12/2013	43899.73	5273.75	168.9350408	117.2554173
5/12/2013	43268.82	5197.96	166.5071715	115.5703188
6/12/2013	43169.43	5186.02	166.1246987	115.3048474
9/12/2013	42823.18	5144.42	164.7922586	114.379922
10/12/2013	42815.94	5143.55	164.7643977	114.3605786
11/12/2013	42488.77	5104.25	163.503813	113.4867909
12/12/2013	42141.37	5062.52	162.1685159	112.589751
13/12/2013	42441.6	5098.43	163.3238616	113.3573903
16/12/2013	42368.4	5089.63	163.0421732	113.161733

17/12/2013	42481.51	5103.19	163.4774434	113.4632231
18/12/2013	42422.49	5096.1	163.2503225	113.3058586
19/12/2013	43306.27	5202.23	166.6512867	115.665257
20/12/2013	43830.59	5265.22	168.6689761	117.0657631
23/12/2013	44129.77	5291.95	169.8202813	117.6800721
24/12/2013	44424.12	5327.25	170.9529996	118.4448247
27/12/2013	44400.32	5324.06	170.8614124	118.3739989
30/12/2013	44673.35	5356.8	171.912087	119.101933
31/12/2013	44635.11	5352.21	171.7649318	118.9998799
2/01/2014	44766.01	5367.91	172.2686615	119.3489503
3/01/2014	44617.46	5350.1	171.697011	118.9529667
6/01/2014	44407.13	5324.88	170.8876186	118.3922306
7/01/2014	44341.33	5316.99	170.6344069	118.2168061
8/01/2014	44333.5	5316.05	170.6042755	118.1959063
9/01/2014	44403.24	5324.41	170.8726491	118.3817807
10/01/2014	44302.95	5312.38	170.4867129	118.1143083
13/01/2014	44133.58	5292.08	169.8349429	117.6629625
14/01/2014	43466.2	5212.05	167.2667297	115.8635928
15/01/2014	43744.57	5245.43	168.3379537	116.6257585
16/01/2014	44275.32	5309.07	170.3903871	118.0407145
17/01/2014	44249.42	5305.87	170.2807187	117.9695664
20/01/2014	44159.16	5295.05	169.9333799	117.7289699
21/01/2014	44462.87	5331.46	171.1021174	118.5385289
22/01/2014	44365.31	5319.77	170.7266868	118.278616
23/01/2014	43891.8	5262.99	168.9045246	117.0161817
24/01/2014	43707.86	5240.93	168.1966862	116.5257045
28/01/2014	43158.92	5175.11	166.0842541	115.0622768
29/01/2014	43608.41	5229.01	167.8139825	116.2606778
30/01/2014	43266.94	5188.06	166.4999369	115.3502043
31/01/2014	43283.12	5190	166.5622008	115.3933379
3/02/2014	43265.68	5187.91	166.4950982	115.3468693
4/02/2014	42508.05	5097.06	163.5795747	113.326993
5/02/2014	42284.93	5070.31	162.7209638	112.7321763
6/02/2014	42794.42	5131.4	164.6815844	114.0904381
7/02/2014	43114.22	5166.53	165.9122394	114.871511
10/02/2014	43581.22	5222.15	167.7093499	116.108154
11/02/2014	43853.16	5254.5	168.75583	116.8274169
12/02/2014	44318.44	5310.05	170.5463216	118.0625036
13/02/2014	44302.86	5308.1	170.4863666	118.0191477
14/02/2014	44705.19	5356.26	172.0346138	119.0899268
17/02/2014	45028.31	5382.89	173.2780449	119.6820124
18/02/2014	45115.96	5392.82	173.6153399	119.9027939
19/02/2014	45244.96	5408.24	174.111758	120.2456399
20/02/2014	45280.31	5412.34	174.2477919	120.3367974
21/02/2014	45510.83	5438.7	175.1348795	120.9228799
24/02/2014	45658.94	5440.22	175.7048367	120.9566752
25/02/2014	45628.91	5433.84	175.5892752	120.8148237
26/02/2014	45660.75	5436.99	175.711802	120.8948601
27/02/2014	45479.6	5411.45	175.0147001	120.3170093
28/02/2014	45435.69	5404.82	174.8457256	120.1695993
3/03/2014	45367.83	5384.33	174.5845866	119.7140291
4/03/2014	45506.59	5400.23	175.1185631	120.0675462
5/03/2014	45925.21	5446.23	176.7294975	121.0903003
6/03/2014	45928.38	5445.89	176.7416963	121.0827408
7/03/2014	46064.37	5462.31	177.3419774	121.4478195
10/03/2014	45655.87	5411.52	175.6930227	120.3185657
11/03/2014	45675.44	5413.84	175.7883321	120.3701448
12/03/2014	45427.92	5384.2	174.815825	119.7111387
13/03/2014	45668.33	5412.61	175.7409713	120.3428005
14/03/2014	44967.78	5329.4	173.0451132	118.4927273
17/03/2014	44904.7	5317.56	172.8023686	118.2294793
18/03/2014	45132.69	5344.56	173.6797203	118.8297915
19/03/2014	45225.86	5355.6	174.0382573	119.0752525
20/03/2014	44705.92	5294	172.037423	117.7056514
21/03/2014	45078.17	5338.08	173.4699163	118.6857166
24/03/2014	45159.07	5346.89	173.7812359	118.8815962
25/03/2014	45075	5336.62	173.4577175	118.6532552
26/03/2014	45414	5376.75	174.7622581	119.545497
27/03/2014	45189.4	5350.09	173.8979518	118.9527443
28/03/2014	45331.98	5366.94	174.4466285	119.3273836
31/03/2014	45567.84	5394.83	175.3542655	119.9474838
1/04/2014	45520.9	5389.17	175.1736309	119.8216406
2/04/2014	45640.26	5403.3	175.6329523	120.135804
3/04/2014	45698.29	5409.89	175.8562635	120.2823246
4/04/2014	45809.42	5422.83	176.2839142	120.5700297
7/04/2014	45733.86	5413.72	175.993144	120.36748
8/04/2014	45707.72	5410.63	175.892552	120.2987776
9/04/2014	46157.14	5463.78	177.6220111	121.4805032
10/04/2014	46301.16	5480.75	178.1762292	121.8578105
11/04/2014	45981	5428.65	176.4824045	120.6994304
14/04/2014	45272.18	5358.95	174.216506	119.1487356
15/04/2014	45518.94	5388.16	175.1660884	119.7991845
16/04/2014	45790.61	5420.32	176.2115295	120.514223
17/04/2014	46077.11	5454.23	177.3140395	121.2681706
22/04/2014	46288.95	5479.31	178.1292426	121.8257939
23/04/2014	46613.86	5517.77	179.379562	122.6809052
24/04/2014	46729.59	5531	179.8249145	122.9750581
28/04/2014	46772.42	5536.07	179.989733	123.0877834
29/04/2014	46354.24	5486.58	178.3804918	121.9874335
30/04/2014	46375.34	5489.07	178.4616888	122.0427956
1/05/2014	46034.77	5448.76	177.1511066	121.1465518
2/05/2014	46113.29	5459.06	177.4532674	121.353328
5/05/2014	46148.48	5452.22	177.5988957	121.4458185
6/05/2014	46310.3	5481.38	178.2114018	121.8718178
7/05/2014	45927.53	5435.77	176.7384254	120.8577349
8/05/2014	46273.96	5476.77	178.0715581	121.76932
9/05/2014	46217.41	5460.84	177.8539423	121.4151359
12/05/2014	46112.47	5448.44	177.4501119	121.139437
13/05/2014	46533.54	5498.19	179.0704744	122.2455677
14/05/2014	46712.96	5496.5	179.7609189	122.2079926
15/05/2014	46834.86	5510.84	180.2300147	122.5268251
16/05/2014	46565.33	5479.04	179.1928088	121.8197907
19/05/2014	45969.83	5408.97	176.9012043	120.2618695
20/05/2014	46068.49	5420.35	177.280968	120.51489
21/05/2014	46104.31	5424.57	177.4187106	120.8087165
22/05/2014	46574.87	5479.93	179.2295206	121.8395788
23/05/2014	46684.13	5492.79	179.6499752	122.1255053
26/05/2014	46856.58	5512.83	180.3135977	122.5710703
27/05/2014	46846.99	5511.7	180.2766934	122.5459461
28/05/2014	46979.88	5527.18	180.788081	122.8901251
29/05/2014	46919.43	5519.47	180.5554572	122.7187026
30/05/2014	46690.53	5492.55	179.6746037	122.1201692
2/06/2014	46912.27	5518.46	180.5279041	122.6962465
3/06/2014	46583.49	5479.68	179.2626921	121.8340204
4/06/2014	46287.39	5444.83	178.1232394	121.059173
5/06/2014	46219.84	5436.88	177.9632934	120.8624144
6/06/2014	46450.63	5464.03	178.75142	121.1486016
10/06/2014	46503.64	5469.65	178.9554132	121.6110155
11/06/2014	46373.41	5453.99	178.452618	121.2628345
12/06/2014	46159.18	5428.8	177.6298614	120.7027654
13/06/2014	45957.27	5405.05	176.8528709	120.1747131
16/06/2014	46019.03	5412.32	177.0905359	120.3363527
17/06/2014	45920.02	5400.67	176.7095254	120.0773291
18/06/2014	45767.4	5382.72	176.1222127	119.6782327
19/06/2014	46494.24	5468.2	178.9192401	121.5787765
20/06/2014	46079.91	5419.47	177.3248144	120.4953242
23/06/2014	46367.56	5453.31	178.4317498	121.2477155
24/06/2014	46193.05	5432.78	177.7802	120.7912559
25/06/2014	45959.72	5402.01	178.862299	120.1071224
26/06/2014	46573.03	5464.32	179.2224399	121.4825094
27/06/2014	46411.51	5445.06	178.6008783	121.0642868
30/06/2014	45991.23	5395.75	176.9835559	119.9679389

1/07/2014	45822.07	5375.9	176.332594	119.5265983
2/07/2014	46500.65	5455.4	178.9439071	121.2941841
3/07/2014	46806.17	5491.25	180.1196098	122.0912652
4/07/2014	47094.57	5524.98	181.2294314	122.8412108
7/07/2014	47042.82	5518.9	181.0302869	122.7060294
8/07/2014	46974.95	5510.94	180.7691094	122.5293494
9/07/2014	46476.66	5452.487	176.8515887	121.2292614
10/07/2014	46578.63	5484.45	179.2439899	121.4953998
11/07/2014	46769.1	5486.79	179.976957	121.9921026
14/07/2014	46978.86	5511.4	180.7841559	122.539276
15/07/2014	46977.99	5511.3	180.7808079	122.5370526
16/07/2014	47043.55	5518.86	181.0330961	122.70514
17/07/2014	47073.99	5522.43	181.1502354	122.7845146
18/07/2014	47152.7	5531.66	181.4531274	122.9897324
21/07/2014	47223.24	5539.94	181.7245795	123.1738282
22/07/2014	47251.83	5543.29	181.8345996	123.2483113
23/07/2014	47536.97	5576.74	182.931876	123.9920314
24/07/2014	47631.2	5587.8	183.2944921	124.2379371
25/07/2014	47594.59	5593.5	183.1536095	124.1423318
28/07/2014	47542.44	5577.99	182.9529257	124.0064834
29/07/2014	47636.63	5588.44	183.3153879	124.2521667
30/07/2014	47930.29	5622.89	184.445451	125.0181205
31/07/2014	48015.77	5632.91	184.7743953	125.240903
1/08/2014	47363.67	5566.37	182.2649826	123.5391292
4/08/2014	47231.57	5540.88	181.7566351	123.1947279
5/08/2014	47041.36	5518.56	181.0246685	122.6984699
6/08/2014	46985.38	5511.99	180.8092462	122.5523939
7/08/2014	46959.91	5509.01	180.7112324	122.4861372
8/08/2014	46331.71	5435.31	178.2937918	120.8475074
11/08/2014	46516.88	5457.03	179.0063634	121.3304252
12/08/2014	47143.73	5530.32	181.418609	122.9393952
13/08/2014	47026.2	5514.72	180.9863298	122.6130921
14/08/2014	47314.44	5548.47	182.0755356	123.3634823
15/08/2014	47470.18	5566.52	182.6748546	123.7648021
18/08/2014	47647.34	5587.1	183.3566021	124.223734
19/08/2014	48090.45	5623.78	185.061779	125.0379086
20/08/2014	48202.77	5634.6	185.4940091	125.2784781
21/08/2014	48239.2	5638.86	185.6341991	125.3731941
22/08/2014	48299.9	5645.61	185.867785	125.5232721
25/08/2014	48208.11	5634.88	185.5145585	125.2847036
26/08/2014	48244.74	5637.62	185.6555182	125.3456242
27/08/2014	48471.97	5651.18	186.5299452	125.8471143
28/08/2014	48250.97	5624.41	185.6794925	125.0519159
29/08/2014	48315.28	5625.99	185.9268704	125.0849219
1/09/2014	48373.75	5629.83	186.1519747	125.172423
2/09/2014	48644.42	5658.51	187.1935677	125.8100879
3/09/2014	48729.01	5656.09	187.5190871	125.7562822
4/09/2014	48515.23	5631.26	186.6964184	125.2042173
5/09/2014	48241.26	5598.69	185.6421264	124.480063
8/09/2014	48090.68	5576.97	185.0626641	123.9971452
9/09/2014	48361.29	5607.9	186.1040261	124.6848361
10/09/2014	48118.87	5574.28	185.1711449	123.9373363
11/09/2014	47877.99	5546.13	184.24419	123.3114553
12/09/2014	47749.05	5531.14	183.7480028	122.9781709
15/09/2014	47253.93	5473.45	181.8426809	121.6955039
16/09/2014	47013.22	5445.36	180.9163801	121.0705699
17/09/2014	46688.72	5407.25	179.6876385	120.228274
18/09/2014	46762.75	5415.83	179.9525209	120.4143933
19/09/2014	46911.54	5433.06	180.5250949	120.7974814
22/09/2014	46309.6	5362.95	178.208708	119.2386708
23/09/2014	46765.3	5415.73	179.9623338	120.4121699
24/09/2014	46425.58	5375.77	178.6550225	119.5237079
25/09/2014	46482.56	5382.17	178.8742931	119.6660041
26/09/2014	45891.5	5313.41	176.5997746	118.1372091
29/09/2014	45469.35	5264.22	174.9752561	117.0435293
30/09/2014	45716.65	5292.81	175.9269165	117.6791932
1/10/2014	46073.53	5334.13	177.3002629	118.5978931
2/10/2014	45759.48	5297.7	176.091735	117.787164
3/10/2014	45936.88	5318.21	176.7744061	118.2439313
6/10/2014	45718.34	5292.91	175.9334199	117.6814166
7/10/2014	45644.64	5284.2	175.6498074	117.4877603
8/10/2014	45274.13	5241.27	174.22401	116.533264
9/10/2014	45752.81	5296.68	176.0660675	117.7652379
10/10/2014	44816.69	5188.25	172.4636884	115.3544287
13/10/2014	44533.79	5155.5	171.3750319	114.6262723
14/10/2014	44982.33	5207.43	173.1011046	115.7808727
15/10/2014	45312.47	5245.61	174.3715501	116.6297586
16/10/2014	45392.64	5254.89	174.6800605	116.8360881
17/10/2014	45538.01	5271.72	175.2394736	117.2102827
20/10/2014	45950.21	5319.44	176.8297026	118.2712789
21/10/2014	45989.51	5325.03	177.0115708	118.3955657
22/10/2014	46524.03	5385.87	179.033878	119.7482691
23/10/2014	46500.42	5383.13	178.943022	119.6873485
24/10/2014	46751.91	5412.25	179.9108064	120.3347963
27/10/2014	47155.36	5458.95	181.4633636	121.373114
28/10/2014	47100.46	5452.6	181.2520973	121.2319295
29/10/2014	47057.97	5447.68	181.0885872	121.1225393
30/10/2014	47305.95	5476.2	182.0428644	121.7566468
31/10/2014	47741.32	5526.6	183.7182562	122.8772295
3/11/2014	47575.23	5506.89	183.0791083	122.4390016
4/11/2014	47687.85	5519.92	183.5124928	122.7287078
5/11/2014	47670.17	5517.88	183.4444566	122.5833509
6/11/2014	47589.05	5506.11	183.0553264	122.4216593
7/11/2014	48112.85	5549.13	185.1479788	123.3781566
10/11/2014	47994.23	5523.96	184.691505	122.8185323
11/11/2014	47934.66	5517.1	184.4622676	122.6660085
12/11/2014	47479.66	5463.05	182.7113356	121.4642725
13/11/2014	47304.35	5442.7	182.0367072	121.011815
14/11/2014	47405.5	5454.34	182.4259529	121.2706163
17/11/2014	47042.22	5412.54	181.027978	120.3412441
18/11/2014	46931.35	5399.69	180.6013278	120.05554
19/11/2014	46663.25	5368.84	179.5696248	119.3696278
20/11/2014	46210.23	5316.24	177.8263122	118.2001307
21/11/2014	46108.87	5304.31	177.4362584	117.9348817
24/11/2014	46608.69	5361.8	179.3586668	119.2131019
25/11/2014	46375.22	5334.79	178.4612271	118.6125674
26/11/2014	46909.18	5396.21	180.5160131	119.9781664
27/11/2014	46950.14	5400.92	180.6736355	120.0828875
28/11/2014	46187.8	5313	177.739997	118.1280933
1/12/2014	45280.07	5207.72	174.2468683	115.7873205
2/12/2014	45920.99	5281.26	176.7132581	117.422393
3/12/2014	46273.96	5321.82	178.0715581	118.3241952
4/12/2014	46684.42	5368.79	179.6510912	119.3685161
5/12/2014	46393.47	5335.33	178.5314567	118.6245737
8/12/2014	46718.47	5372.71	179.7821225	119.4556725
9/12/2014	45935.52	5282.67	176.7691725	117.4537428
10/12/2014	45729.73	5259	175.977251	116.927469
11/12/2014	45485.98	5230.97	175.0392517	116.304256
12/12/2014	45386.85	5219.57	174.6577794	116.0507909
15/12/2014	45095.61	5186.08	173.5370289	115.3061814
16/12/2014	44802.28	5152.34	172.4082358	114.5560136
17/12/2014	44885.03	5161.86	172.7266745	114.7676792
18/12/2014	45310.39	5210.78	174.3635458	115.8553559
19/12/2014	46424.08	5338.65	178.6492502	118.6983898
22/12/2014	47329.22	5441.95	182.132412	120.9951397
23/12/2014	46799.14	5380.92	180.092557	119.6382119
24/12/2014	46917.54	5394.53	180.5481841	119.9408137
29/12/2014	47686	5473.78	183.5053736	121.702841
30/12/2014	47188.09	5416.63	181.5893152	120.4321803
31/12/2014	47139.24	5411.02	181.4013306	120.3074488
2/01/2015	47356.28	5435.93	182.2365444	120.8612923
5/01/2015	47481.69	5450.33	182.7191474	121.1814588

6/01/2015	46736.61	5364.8	179.8519289	119.2798033
7/01/2015	46639.13	5353.61	179.4768061	119.0310072
8/01/2015	46681.66	5381.45	180.4101106	119.6499958
9/01/2015	47614.49	5465.57	183.2301887	121.5203017
12/01/2015	47241.01	5422.7	181.7929621	120.5671394
13/01/2015	47094.1	5404.69	181.1891407	120.1667089
14/01/2015	46638.99	5353.8	179.4762674	119.0307849
15/01/2015	46446.09	5331.37	178.7339491	118.5365279
16/01/2015	46166.18	5299.24	177.6567988	117.8221564
19/01/2015	46252.43	5309.14	177.9887063	118.0422709
20/01/2015	46239.62	5307.67	177.9394108	118.0095872
21/01/2015	46986.35	5393.38	180.8129789	119.9152448
22/01/2015	47217.72	5419.94	181.7033375	120.5057741
23/01/2015	47931.05	5501.82	184.4483756	122.3262763
27/01/2015	48326.62	5547.22	185.970609	123.3356901
28/01/2015	48375.03	5552.78	186.1569004	123.45931
29/01/2015	48520.54	5569.48	186.7168524	123.8306141
30/01/2015	48684.64	5588.32	187.3483423	124.2494986
3/02/2015	49007.15	5625.34	188.5894261	125.0725933
3/02/2015	49721.74	5707.37	191.3393129	126.8964306
4/02/2015	50331.37	5777.34	193.6852925	128.4521284
5/02/2015	50624.39	5810.98	194.8128927	129.2000729
6/02/2015	50704.49	5820.17	195.1211337	129.4044014
9/02/2015	50660.15	5814.93	194.9505044	129.2878964
10/02/2015	50536	5800.57	194.4727501	128.9686192
11/02/2015	50293.24	5769.08	193.5385605	128.2684774
12/02/2015	50072.24	5743.57	192.6881078	127.7012936
13/02/2015	51239.53	5877.47	197.1800759	130.6783972
16/02/2015	51337.13	5888.66	197.5556604	130.9271933
17/02/2015	51187.9	5858.21	196.9813932	130.2501745
18/02/2015	51708.7	5915.68	198.9855369	131.5279501
19/02/2015	51512.2	5904.23	198.6141854	131.2733733
20/02/2015	51420.73	5881.54	197.8773701	130.7688887
23/02/2015	51651.91	5907.98	198.7669975	131.35675
24/02/2015	51885.35	5926.99	199.6653218	131.7794142
25/02/2015	52160.57	5944.91	200.7244241	132.1778436
26/02/2015	51847.2	5908.49	199.5185129	131.3680892
27/02/2015	52038.06	5928.77	200.2529808	131.8189903
2/03/2015	52329.18	5958.88	201.3732695	132.4884495
3/03/2015	52130.59	5933.9	200.609055	131.9330496
4/03/2015	51888.93	5901.59	199.6790984	131.2146761
5/03/2015	51920.4	5904.16	199.8002013	131.2718169
6/03/2015	51897.15	5898.86	199.6722486	131.1539778
9/03/2015	51205.35	5821.95	197.0465443	129.4303373
10/03/2015	51234.41	5824.19	197.1603731	129.4937812
11/03/2015	51066.42	5793.2	196.5139136	128.8047563
12/03/2015	51569.92	5850.17	198.4514834	130.0714149
13/03/2015	51258.86	5814.54	197.2544616	129.2792252
16/03/2015	51128	5797.66	196.7508859	128.9039189
17/03/2015	51520.11	5842.12	198.2598044	129.892433
18/03/2015	51555.54	5842.35	198.3961463	129.8975467
19/03/2015	52512.7	5950.81	202.0794915	132.3090229
20/03/2015	52731.27	5975.49	202.9205931	132.8577527
23/03/2015	52561.88	5956.14	202.2687461	132.427529
24/03/2015	52677.07	5969.08	202.7120206	132.7152341
25/03/2015	52720.68	5973.32	202.8798407	132.8095054
26/03/2015	51890.2	5879.06	198.6838566	130.7137489
27/03/2015	52255.66	5919.94	201.0903496	131.622666
30/03/2015	51604.41	5846.09	198.5842079	129.9807011
31/03/2015	52006.71	5891.5	200.1323397	130.9903372
1/04/2015	51737.23	5860.75	199.0953261	130.3066483
2/04/2015	52071.17	5898.58	200.3803948	131.1477524
7/04/2015	52313.39	5925.97	201.3125063	131.7567357
8/04/2015	52622.42	5960.73	202.5017163	132.529582
9/04/2015	52370.69	5932.22	201.5330083	131.8956969
10/04/2015	52690.39	5968.37	202.7632786	132.8994482
13/04/2015	52618.92	5960.27	202.4882476	132.5193545
14/04/2015	52497.8	5946.55	202.0221533	132.214307
15/04/2015	52161.14	5908.42	200.7266176	131.3665328
16/04/2015	52510.55	5947.47	202.0712179	132.2347621
17/04/2015	51896.02	5877.87	199.7063822	130.6872907
20/04/2015	51500.9	5833.12	198.1858805	129.6923289
21/04/2015	51847.23	5872.34	199.5186284	130.5643379
22/04/2015	51539.53	5837.49	198.3345365	129.7894905
23/04/2015	51604.47	5844.77	198.5844388	129.9513525
24/04/2015	52386.02	5933.29	201.5920013	131.919487
27/04/2015	52822.21	5982.69	203.2705486	133.0178359
28/04/2015	52520.69	5948.54	202.1102387	132.2585522
29/04/2015	51549.83	5838.58	198.374173	129.8137254
30/04/2015	51120.74	5769.98	196.7229479	128.7331635
1/05/2015	51336.31	5814.4	197.5525049	129.2761125
4/05/2015	51452.31	5827.54	197.9888963	129.5682644
5/05/2015	51443.32	5826.52	197.964301	129.5455859
6/05/2015	50260.15	5692.16	193.4112235	126.5582547
7/05/2015	49849.83	5645.69	191.8322292	125.5250508
8/05/2015	49834.5	5634.56	191.7732362	125.2775888
11/05/2015	49752.07	5625.24	191.4560289	125.0703699
12/05/2015	50189.87	5674.74	193.1407719	126.1709422
13/05/2015	50648.37	5715.15	194.9051726	127.0694094
14/05/2015	50483.71	5696.57	194.2715276	126.6563057
15/05/2015	50919.37	5735.5	195.9480354	127.5218669
18/05/2015	50264.96	5659.17	193.4297334	125.8247622
19/05/2015	49890.61	5615.5	191.9508768	124.8538129
20/05/2015	49834.46	5610.3	191.7730823	124.7381972
21/05/2015	50296.09	5662.27	193.5495279	125.8936869
22/05/2015	50318.05	5664.74	193.6340344	125.9486044
25/05/2015	50821.99	5721.48	195.5732975	127.2101493
26/05/2015	51283.06	5773.38	197.3475881	128.3640827
27/05/2015	50857	5725.25	195.708023	127.2939706
28/05/2015	50754.08	5713.09	195.3119661	127.0236078
29/05/2015	51324.94	5777.16	197.5087508	128.4481264
1/06/2015	50954.11	5735.4	196.081722	127.5196435
2/06/2015	50073.2	5636.01	192.6918021	125.3098278
3/06/2015	49607.54	5583.58	190.8998482	124.1441105
4/06/2015	48903.18	5504.3	188.1893285	122.3814161
5/06/2015	48851.27	5498.46	187.9895683	122.2515708
9/06/2015	48619.34	5471.31	187.0970547	121.6479236
10/06/2015	48684.66	5478.63	187.3484193	121.8106749
11/06/2015	49377.96	5556.65	190.0163779	123.5453547
12/06/2015	49276.69	5545.25	189.6266705	123.2918896
15/06/2015	49219.05	5538.77	189.4048601	123.1478146
16/06/2015	49192.62	5535.79	189.3031521	123.081558
17/06/2015	49722.77	5595.43	191.3432766	124.4075808
18/06/2015	49095.95	5524.89	188.9311464	122.8392097
19/06/2015	49736.67	5596.99	191.3967666	124.4422655
22/06/2015	49853.74	5610.17	191.8472756	124.7353068
23/06/2015	50512.36	5684.28	194.3817786	126.3830525
24/06/2015	50535.18	5686.77	194.4895846	126.4384146
25/06/2015	50054.83	5632.72	192.6211106	125.2366786
26/06/2015	49375.75	5545.89	190.0078734	123.3061192
29/06/2015	48277.09	5422.49	185.7800075	120.5624703
30/06/2015	48602.26	5459.01	187.0313274	121.374448
1/07/2015	49107.14	5515.66	188.9742078	122.6339919
2/07/2015	49856.37	5599.82	191.8573964	124.5051871
3/07/2015	49308.59	5538.29	189.7494282	123.1371424
6/07/2015	48745.88	5475	187.5840063	121.7299662
7/07/2015	49693.41	5581.42	191.2302934	124.0960855
8/07/2015	48697.19	5469.53	187.3965373	121.6083475
9/07/2015	48710.07	5470.97	187.4462021	121.6403641
10/07/2015	48897.61	5492.04	188.167894	122.1088299
13/07/2015	48729.62	5473.17	187.5214345	121.6892784
14/07/2015	49657.64	5577.4	191.0926432	124.0067057

15/07/2015	50181.36	5636.23	193.1080237	125.3147192
16/07/2015	50478.57	5669.61	194.2517479	126.0568829
17/07/2015	50483.03	5670.11	194.2689108	126.0679998
20/07/2015	50632.45	5686.89	194.8439092	126.4410827
21/07/2015	50808.96	5706.72	195.5231554	126.8819786
22/07/2015	49988.54	5614.57	192.3680153	124.8331355
23/07/2015	48772.34	5590.29	191.534032	124.2932992
24/07/2015	49557.05	5566.1	190.7055525	123.755464
27/07/2015	49768.78	5589.89	191.5203324	124.2844057
28/07/2015	49722.47	5584.68	191.3421221	124.1685677
29/07/2015	50073.91	5624.16	192.6945343	125.0463574
30/07/2015	50477.82	5669.52	194.2488617	126.0548819
31/07/2015	50741.72	5699.16	195.2644023	126.7138912
3/08/2015	50565.26	5679.34	194.5853485	126.2732176
4/08/2015	50730.47	5697.9	195.22111	126.6858767
5/08/2015	50517.46	5673.98	194.4014044	126.1540445
6/08/2015	49948.76	5610.1	192.2129318	124.7337504
7/08/2015	48743.93	5474.78	187.5765023	121.7250748
10/08/2015	49050.01	5509.16	188.75496	122.4894723
11/08/2015	48747.22	5473.23	187.5891628	121.8906125
12/08/2015	47956.91	5382.08	184.5478901	119.6640031
13/08/2015	48040.96	5387.87	184.8713315	119.7927367
14/08/2015	47761.6	5356.54	183.7962977	119.0961522
17/08/2015	47864.34	5367.66	184.191662	119.3433919
18/08/2015	47434.9	5303.15	182.53909	117.9090905
19/08/2015	48125.37	5380.19	185.1961583	119.6219812
20/08/2015	47305.95	5288.58	182.0428644	117.5851443
21/08/2015	46646.44	5214.6	179.5049365	115.940289
24/08/2015	44738.22	5001.28	172.1617199	111.1973782
25/08/2015	46082.79	5137.25	177.3358973	114.2205058
26/08/2015	46448.19	5172.77	176.7420304	115.0102498
27/08/2015	47000.34	5233.32	180.8668153	116.3565054
28/08/2015	47284.37	5263.56	181.9598202	117.028855
31/08/2015	46787.73	5206.98	180.048649	115.7708675
1/09/2015	45814.69	5096.41	176.3041942	113.312478
2/09/2015	45880.01	5101.46	176.5555588	113.4247587
3/09/2015	45226.21	5027.8	174.0396042	111.7870181
4/09/2015	45352.69	5040.6	174.5263248	112.0716106
7/09/2015	45301.65	5030.42	174.3299125	111.8452707
8/09/2015	46073.12	5115.25	177.2986851	113.7313625

Source: S&P Dow Jones Indices LLC.

The launch date of the S&P/ASX 200 was April 3, 2000.

All information presented prior to the index launch date is back-tested. Back-tested performance is not actual performance, but is hypothetical. The back-test calculations are based on the same methodology that was in effect when the index was officially launched. Past performance is not a guarantee of future results. Please see the Performance Disclosure at <http://www.spindices.com/regulatory-affairs-disclaimers/> for more information regarding the inherent limitations associated with back-tested performance.

© S&P Dow Jones Indices LLC, a part of McGraw Hill Financial 2015. All rights reserved. Redistribution, reproduction and/or photocopying in whole or in part are prohibited without the written permission of S&P Dow Jones Indices. Standard & Poor's and S&P are registered trademarks of Standard & Poor's Financial Services LLC ("S&P"), a part of McGraw Hill Financial, Inc. Dow Jones is a registered trademark of Dow Jones Trademark Holdings LLC ("Dow Jones"). S&P Dow Jones Indices LLC, Dow Jones, S&P and their respective affiliates ("S&P Dow Jones Indices") make no representation or warranty, express or implied, as to the ability of any index to accurately represent the asset class or market sector that it purports to represent and S&P Dow Jones Indices shall have no liability for any errors, omissions, or interruptions of any index or the data included therein. Past performance of an index is not an indication of future results. This document does not constitute an offer of any services. All information provided by S&P Dow Jones Indices is general in nature and not tailored to the needs of any person, entity or group of persons. It is not possible to invest directly in an index. S&P Dow Jones Indices may receive compensation in connection with licensing its indices to third parties. Exposure to an asset class represented by an index is available through investable instruments offered by third parties that are based on that index. S&P Dow Jones Indices does not sponsor, endorse, sell, promote or manage any investment fund or other investment vehicle that seeks to provide an investment return based on the performance of any index. S&P Dow Jones Indices LLC is not an investment advisor, and S&P Dow Jones Indices makes no representation regarding the advisability of investing in any such investment fund or other investment vehicle. For more information on any of our indices please visit www.spdji.com.



Last Updated: Sep 08, 2015

Effective date	S&P/ASX 200 (TR)	S&P/ASX 200	
31/08/2005	25677.85	4446.78	TRUE
1/09/2005	25986.16	4497.66	FALSE
2/09/2005	25859.27	4473.67	FALSE
5/09/2005	25794.22	4455.44	FALSE
6/09/2005	25835.4	4461.95	FALSE
7/09/2005	26010.59	4492.01	FALSE
8/09/2005	25920.91	4474.91	FALSE
9/09/2005	25886.9	4468.12	FALSE
12/09/2005	25914.44	4471.76	FALSE
13/09/2005	26050.28	4495.14	FALSE
14/09/2005	26185.22	4518.27	FALSE
15/09/2005	26160.94	4513.92	FALSE
16/09/2005	26391.95	4553.63	FALSE
19/09/2005	26384.94	4551.26	FALSE
20/09/2005	26558.79	4580.92	FALSE
21/09/2005	26393.46	4552.4	FALSE
22/09/2005	26447.5	4561.72	FALSE
23/09/2005	26451.33	4562.38	FALSE
26/09/2005	26839.62	4618.87	FALSE
27/09/2005	26900.72	4629.19	FALSE
28/09/2005	26902.38	4627.56	FALSE
29/09/2005	27158.77	4671.66	FALSE
30/09/2005	26982.33	4641.16	TRUE
3/10/2005	26989.61	4642.42	FALSE
4/10/2005	26997.64	4643.63	FALSE
5/10/2005	26415.98	4543.51	FALSE
6/10/2005	25856.67	4447.31	FALSE
7/10/2005	25818.24	4440.6	FALSE
10/10/2005	25987.61	4469.06	FALSE
11/10/2005	25754.64	4428.84	FALSE
12/10/2005	25983.6	4468.21	FALSE
13/10/2005	25767.24	4431.01	FALSE
14/10/2005	25622.47	4406.11	FALSE
17/10/2005	25740.74	4425.27	FALSE
18/10/2005	25938.51	4459.27	FALSE
19/10/2005	25460.94	4377.17	FALSE
20/10/2005	25479.22	4380.05	FALSE
21/10/2005	25387.71	4364.32	FALSE
24/10/2005	25346.51	4357.24	FALSE
25/10/2005	25541.91	4390.83	FALSE
26/10/2005	25847.6	4443.38	FALSE
27/10/2005	25787.31	4433.01	FALSE
28/10/2005	25496.84	4383.01	FALSE
31/10/2005	25942.78	4459.67	TRUE
1/11/2005	26030.04	4474.67	FALSE
2/11/2005	25923.47	4456.35	FALSE
3/11/2005	26261.82	4513.66	FALSE
4/11/2005	26295.96	4519.53	FALSE
7/11/2005	26257.56	4512.45	FALSE
8/11/2005	26535.83	4554.46	FALSE
9/11/2005	26370.83	4526.14	FALSE
10/11/2005	26473.37	4543.74	FALSE
11/11/2005	26651.18	4574.26	FALSE
14/11/2005	26852.1	4608.44	FALSE
15/11/2005	26821.27	4603.15	FALSE
16/11/2005	26925.89	4621.11	FALSE
17/11/2005	27002.66	4629.13	FALSE
18/11/2005	27247.48	4671.1	FALSE
21/11/2005	27203.21	4654.18	FALSE
22/11/2005	27020.63	4622.95	FALSE
23/11/2005	26988.17	4616.62	FALSE
24/11/2005	27197.21	4652.33	FALSE
25/11/2005	27176.39	4648.77	FALSE
28/11/2005	27285.99	4665.32	FALSE
29/11/2005	27132.36	4639.05	FALSE
30/11/2005	27107.55	4634.81	TRUE
1/12/2005	26787.73	4580.12	FALSE
2/12/2005	27041.3	4623.48	FALSE
5/12/2005	27057.47	4624.59	FALSE
6/12/2005	27007.56	4616.03	FALSE
7/12/2005	27053.3	4623.85	FALSE
8/12/2005	26785.51	4578	FALSE
9/12/2005	26797.7	4580.08	FALSE
12/12/2005	26985.24	4611.87	FALSE
13/12/2005	26840.46	4587.13	FALSE
14/12/2005	27020.53	4617.9	FALSE
15/12/2005	27078.81	4627.86	FALSE
16/12/2005	27173.42	4644.03	FALSE
19/12/2005	27240.09	4655.42	FALSE
20/12/2005	27338.56	4672.25	FALSE
21/12/2005	27608.7	4718.18	FALSE
22/12/2005	27609.88	4707.79	FALSE
23/12/2005	27734.1	4727.74	FALSE
28/12/2005	27897.55	4755.6	FALSE
29/12/2005	27996.68	4772.5	FALSE
30/12/2005	27943.1	4763.37	FALSE
30/1/2006	28017.17	4775.99	FALSE
4/01/2006	28276.94	4820.27	FALSE
5/01/2006	28238.12	4813.66	FALSE
6/01/2006	28105.56	4791.06	FALSE
9/01/2006	28342.9	4831.52	FALSE
10/01/2006	28256.02	4816.71	FALSE
11/01/2006	28382	4838.13	FALSE
12/01/2006	28374.83	4836.91	FALSE
13/01/2006	28373.86	4836.74	FALSE
16/01/2006	28371.63	4836.36	FALSE
17/01/2006	28546.14	4866.11	FALSE
18/01/2006	28081.35	4786.88	FALSE
19/01/2006	28398.42	4840.93	FALSE
20/01/2006	28477.69	4854.44	FALSE
23/01/2006	28229.14	4812.07	FALSE
24/01/2006	28303.77	4824.79	FALSE
25/01/2006	28518.23	4861.35	FALSE

27/01/2006	28858.08	4919.28	FALSE
30/01/2006	28999.67	4943.42	FALSE
31/01/2006	28918.36	4929.56	TRUE
1/02/2006	29077.78	4956.73	FALSE
2/02/2006	28774.76	4905.08	FALSE
3/02/2006	28649.79	4883.78	FALSE
6/02/2006	28840.07	4915.59	FALSE
7/02/2006	28807.37	4905.36	FALSE
8/02/2006	28373.28	4831.45	FALSE
9/02/2006	28644.34	4877.6	FALSE
10/02/2006	28608.83	4871.46	FALSE
13/02/2006	28289.51	4817.09	FALSE
14/02/2006	28565.96	4864.16	FALSE
15/02/2006	28395.02	4835.01	FALSE
16/02/2006	28310.35	4820.59	FALSE
17/02/2006	28189.11	4799.95	FALSE
20/02/2006	28490.23	4835.51	FALSE
21/02/2006	28747.1	4879.11	FALSE
22/02/2006	28814.82	4886.75	FALSE
23/02/2006	28984.51	4913.24	FALSE
24/02/2006	28868.04	4893.42	FALSE
27/02/2006	29083.91	4924.1	FALSE
28/02/2006	29087.24	4921.35	TRUE
1/03/2006	28682.56	4850.61	FALSE
2/03/2006	29022.89	4903.84	FALSE
3/03/2006	28994.53	4898.54	FALSE
6/03/2006	29058.07	4903.87	FALSE
7/03/2006	28916.19	4879.67	FALSE
8/03/2006	28877.41	4872.96	FALSE
9/03/2006	29008.94	4894.4	FALSE
10/03/2006	28980.03	4888.12	FALSE
13/03/2006	29354.49	4951.28	FALSE
14/03/2006	29242.85	4932.18	FALSE
15/03/2006	29327.42	4946.29	FALSE
16/03/2006	29516.78	4977.94	FALSE
17/03/2006	29480.18	4971.71	FALSE
20/03/2006	29653.29	5000.39	FALSE
21/03/2006	29601.19	4991.28	FALSE
22/03/2006	29732.51	5013.38	FALSE
23/03/2006	29862.55	5035.26	FALSE
24/03/2006	29891.48	5040.09	FALSE
27/03/2006	30213.89	5088.12	FALSE
28/03/2006	30199.87	5085.76	FALSE
29/03/2006	30229.22	5090.48	FALSE
30/03/2006	30376.88	5114.98	FALSE
31/03/2006	30466.58	5129.71	TRUE
3/04/2006	30770.47	5180.52	FALSE
4/04/2006	30663.66	5162.54	FALSE
5/04/2006	30928.02	5207.05	FALSE
6/04/2006	31117.25	5238.91	FALSE
7/04/2006	31081.91	5232.87	FALSE
10/04/2006	30840.98	5192.28	FALSE
11/04/2006	31086.95	5233.49	FALSE
12/04/2006	30791.16	5183.69	FALSE
13/04/2006	30751.03	5175.7	FALSE
18/04/2006	31184.17	5248.61	FALSE
19/04/2006	31395.02	5283.88	FALSE
20/04/2006	31353.35	5276.86	FALSE
21/04/2006	31194.44	5250.12	FALSE
24/04/2006	31311.42	5269.81	FALSE
26/04/2006	31652.49	5327.21	FALSE
27/04/2006	31491.82	5300.17	FALSE
28/04/2006	31246.03	5258.8	FALSE
1/05/2006	31552.97	5310.37	FALSE
2/05/2006	31331.4	5273.08	FALSE
3/05/2006	31334.01	5273.52	FALSE
4/05/2006	30832.73	5189.15	FALSE
5/05/2006	31226.32	5255.39	FALSE
8/05/2006	31638.46	5323.96	FALSE
9/05/2006	31649.25	5325.77	FALSE
10/05/2006	31806.09	5352.17	FALSE
11/05/2006	31879.39	5364.5	FALSE
12/05/2006	31671.24	5329.48	FALSE
15/05/2006	31136.69	5234.1	FALSE
16/05/2006	31037.38	5217.4	FALSE
17/05/2006	31038.13	5217.53	FALSE
18/05/2006	30459.9	5119.27	FALSE
19/05/2006	30350.41	5100.87	FALSE
22/05/2006	29944.95	5030.78	FALSE
23/05/2006	29844.01	5013.82	FALSE
24/05/2006	29986.3	5037.72	FALSE
25/05/2006	29623.51	4976.77	FALSE
26/05/2006	30081.69	5053.75	FALSE
29/05/2006	30417.86	5109.47	FALSE
30/05/2006	30393.63	5105.4	FALSE
31/05/2006	29776.09	5001.67	TRUE
1/06/2006	30159.41	5060.58	FALSE
2/06/2006	30300.79	5077.23	FALSE
5/06/2006	30574.92	5120.02	FALSE
6/06/2006	30076.55	5036.12	FALSE
7/06/2006	30016.59	5025.55	FALSE
8/06/2006	29310.83	4907.21	FALSE
9/06/2006	29664.48	4966	FALSE
13/06/2006	28905.33	4838.92	FALSE
14/06/2006	28989.05	4850.82	FALSE
15/06/2006	29101.64	4869.66	FALSE
16/06/2006	29694.99	4968.95	FALSE
19/06/2006	29290.36	4901.24	FALSE
20/06/2006	29052.26	4861.4	FALSE
21/06/2006	29396.14	4918.94	FALSE
22/06/2006	29945.24	5010.83	FALSE
23/06/2006	29670.88	4964.92	FALSE
26/06/2006	29752.8	4965.03	FALSE
27/06/2006	29957.6	4999.21	FALSE
28/06/2006	29643.41	4946.78	FALSE
29/06/2006	29945.73	4997.23	FALSE
30/06/2006	30405.08	5073.88	TRUE
3/07/2006	30514.94	5092.22	FALSE
4/07/2006	30589.6	5104.67	FALSE
5/07/2006	30543.27	5096.94	FALSE
6/07/2006	30683.49	5120.34	FALSE
7/07/2006	30773.1	5135.3	FALSE
10/07/2006	30818.29	5142.84	FALSE

11/07/2006	30604.8	5107.21	FALSE
12/07/2006	30734.51	5128.29	FALSE
13/07/2006	30472.86	5084.63	FALSE
14/07/2006	29762.46	4966.09	FALSE
17/07/2006	29703.14	4956.2	FALSE
18/07/2006	29506.15	4923.33	FALSE
19/07/2006	29366.7	4900.06	FALSE
20/07/2006	29944.65	4996.49	FALSE
21/07/2006	29729.73	4960.63	FALSE
24/07/2006	29572.57	4934.41	FALSE
25/07/2006	29920.05	4992.39	FALSE
26/07/2006	29580.23	4935.69	FALSE
27/07/2006	30012.52	5007.82	FALSE
28/07/2006	29715.58	4958.27	FALSE
31/07/2006	29881.74	4986	TRUE
1/08/2006	29853.66	4981.31	FALSE
2/08/2006	29555.32	4931.53	FALSE
3/08/2006	29950.58	4997.48	FALSE
4/08/2006	29702.29	4956.05	FALSE
7/08/2006	29736.95	4961.84	FALSE
8/08/2006	30114.16	5024.78	FALSE
9/08/2006	29773.5	4962	FALSE
10/08/2006	29721.09	4953.22	FALSE
11/08/2006	29697.99	4949.23	FALSE
14/08/2006	29883.94	4971.33	FALSE
15/08/2006	29671.59	4936.01	FALSE
16/08/2006	29827.47	4961.94	FALSE
17/08/2006	30394.28	5055.86	FALSE
18/08/2006	30374.2	5052.52	FALSE
21/08/2006	30494.14	5063.6	FALSE
22/08/2006	30573.16	5076.15	FALSE
23/08/2006	30610.24	5082.28	FALSE
24/08/2006	30051.18	4987.85	FALSE
25/08/2006	30268.01	5023.63	FALSE
28/08/2006	30294.3	5024.17	FALSE
29/08/2006	30564.92	5067.57	FALSE
30/08/2006	30570.49	5067.26	FALSE
31/08/2006	30877.76	5115.44	TRUE
1/09/2006	30778.02	5097.13	FALSE
4/09/2006	31034.72	5129.22	FALSE
5/09/2006	31168.71	5150.61	FALSE
6/09/2006	30960.75	5113.76	FALSE
7/09/2006	30929.88	5108.66	FALSE
8/09/2006	30868.65	5098.3	FALSE
11/09/2006	30436.76	5025.97	FALSE
12/09/2006	30124.83	4974.38	FALSE
13/09/2006	30385.38	5017.23	FALSE
14/09/2006	30708.21	5070.42	FALSE
15/09/2006	30503.5	5036.41	FALSE
18/09/2006	30746.34	5072.76	FALSE
19/09/2006	30651.29	5056.78	FALSE
20/09/2006	30298.43	4998.52	FALSE
21/09/2006	30284.54	4995.94	FALSE
22/09/2006	30207.55	4983.24	FALSE
25/09/2006	30260.21	4986.34	FALSE
26/09/2006	30282.11	4989.63	FALSE
27/09/2006	30916.64	5093.15	FALSE
28/09/2006	31042.39	5113.87	FALSE
29/09/2006	31288.22	5154.08	FALSE
2/10/2006	31438.51	5178.83	FALSE
3/10/2006	31472.96	5184.33	FALSE
4/10/2006	31220.5	5142.75	FALSE
5/10/2006	31685.27	5219.27	FALSE
6/10/2006	31697.75	5220.73	FALSE
9/10/2006	31566.79	5199.09	FALSE
10/10/2006	31867.4	5248.6	FALSE
11/10/2006	32074.98	5282.79	FALSE
12/10/2006	31933.11	5259.42	FALSE
13/10/2006	32118.75	5290	FALSE
16/10/2006	32266.03	5311	FALSE
17/10/2006	32086.94	5281.35	FALSE
18/10/2006	32281.21	5313.22	FALSE
19/10/2006	32111.8	5285.26	FALSE
20/10/2006	32416.46	5335.4	FALSE
23/10/2006	32404.64	5333.46	FALSE
24/10/2006	32305.11	5317.08	FALSE
25/10/2006	32523.89	5352.34	FALSE
26/10/2006	32750.86	5389.69	FALSE
27/10/2006	32561.12	5358.47	FALSE
30/10/2006	32809.86	5399.41	FALSE
31/10/2006	32718.57	5384.38	TRUE
1/11/2006	32913.19	5416.41	FALSE
2/11/2006	32870.84	5409.44	FALSE
3/11/2006	33008.73	5432.01	FALSE
6/11/2006	33083.25	5444.12	FALSE
7/11/2006	33371.69	5491.59	FALSE
8/11/2006	33174.67	5459.17	FALSE
9/11/2006	33031.74	5429	FALSE
10/11/2006	33121.99	5436.71	FALSE
13/11/2006	33011.39	5418.41	FALSE
14/11/2006	33117.74	5435.57	FALSE
15/11/2006	33082.97	5429.86	FALSE
16/11/2006	32891.51	5392.63	FALSE
17/11/2006	33056.66	5419.7	FALSE
20/11/2006	32485.31	5322.41	FALSE
21/11/2006	32703.91	5358.01	FALSE
22/11/2006	33239.16	5445.7	FALSE
23/11/2006	33368.28	5466.85	FALSE
24/11/2006	33287.83	5453.61	FALSE
27/11/2006	33279.94	5452.25	FALSE
28/11/2006	32865.69	5384.27	FALSE
29/11/2006	33295.89	5452.63	FALSE
30/11/2006	33475.56	5482.06	TRUE
1/12/2006	33144.61	5427.86	FALSE
4/12/2006	33128.47	5424.94	FALSE
5/12/2006	33138.27	5426.55	FALSE
6/12/2006	33383.22	5466.66	FALSE
7/12/2006	33374.36	5465.21	FALSE
8/12/2006	33133.56	5425.78	FALSE
11/12/2006	33404.49	5469.72	FALSE
12/12/2006	33428.46	5473.65	FALSE
13/12/2006	33517.28	5488.19	FALSE
14/12/2006	34036.19	5573.08	FALSE

15/12/2006	34050.27	5575.38	FALSE
18/12/2006	34148.95	5591.54	FALSE
19/12/2006	33954.69	5559.73	FALSE
20/12/2006	34249.37	5607.82	FALSE
21/12/2006	34174.87	5583.53	FALSE
22/12/2006	34306.23	5603.69	FALSE
27/12/2006	34548.31	5643.23	FALSE
28/12/2006	34653.85	5660.47	FALSE
29/12/2006	34711.37	5669.87	FALSE
2/01/2007	34713.45	5670.21	FALSE
3/01/2007	34585.76	5649.35	FALSE
4/01/2007	34190.78	5584.83	FALSE
5/01/2007	34112.52	5572.05	FALSE
8/01/2007	33683.38	5501.95	FALSE
9/01/2007	34220.81	5589.74	FALSE
10/01/2007	33799.48	5520.92	FALSE
11/01/2007	34068.44	5564.85	FALSE
12/01/2007	34520.99	5638.77	FALSE
15/01/2007	34735.56	5673.82	FALSE
16/01/2007	34733.09	5673.42	FALSE
17/01/2007	34565.57	5646.05	FALSE
18/01/2007	34726.96	5672.41	FALSE
19/01/2007	34730.99	5673.07	FALSE
22/01/2007	35058.95	5726.64	FALSE
23/01/2007	35110.36	5735.04	FALSE
24/01/2007	35317.13	5768.82	FALSE
25/01/2007	35323.8	5769.9	FALSE
29/01/2007	35265.53	5760.39	FALSE
30/01/2007	35584.63	5812.51	FALSE
31/01/2007	35345.11	5773.38	TRUE
1/02/2007	35594.61	5814.14	FALSE
2/02/2007	35700.94	5831.51	FALSE
5/02/2007	35643.29	5822.09	FALSE
6/02/2007	35944.36	5870.55	FALSE
7/02/2007	36149.3	5899.75	FALSE
8/02/2007	36147.5	5899.46	FALSE
9/02/2007	36317.48	5927.16	FALSE
12/02/2007	36299.52	5924.14	FALSE
13/02/2007	36375.87	5936.6	FALSE
14/02/2007	36522.9	5960.51	FALSE
15/02/2007	36721.39	5992.85	FALSE
16/02/2007	36483.08	5953.72	FALSE
19/02/2007	36754.05	5990.1	FALSE
20/02/2007	36757.7	5989.75	FALSE
21/02/2007	36538.64	5951.76	FALSE
22/02/2007	36941.4	6017.09	FALSE
23/02/2007	37058.49	6036.11	FALSE
26/02/2007	37204.1	6044.01	FALSE
27/02/2007	36913.61	5993.82	FALSE
28/02/2007	35920.87	5832.53	TRUE
1/03/2007	35819.9	5810.24	FALSE
2/03/2007	35673.53	5785.96	FALSE
5/03/2007	34876.63	5653.64	FALSE
6/03/2007	35614.29	5771.82	FALSE
7/03/2007	35975.77	5825.35	FALSE
8/03/2007	35957.99	5822.31	FALSE
9/03/2007	36026.53	5830.2	FALSE
12/03/2007	36402.21	5890.99	FALSE
13/03/2007	36242.85	5865.03	FALSE
14/03/2007	35484.72	5741.87	FALSE
15/03/2007	36172.48	5853.02	FALSE
16/03/2007	36071.1	5836.28	FALSE
19/03/2007	36216.85	5859.75	FALSE
20/03/2007	36322.49	5876.61	FALSE
21/03/2007	36233.4	5861.86	FALSE
22/03/2007	36827.64	5955.75	FALSE
23/03/2007	36806.27	5952.29	FALSE
26/03/2007	37061.34	5990.66	FALSE
27/03/2007	36898.01	5964.18	FALSE
28/03/2007	36645.15	5923.2	FALSE
29/03/2007	36879.73	5960.91	FALSE
30/03/2007	37103.54	5995.05	FALSE
2/04/2007	36613.73	5915.85	FALSE
3/04/2007	37217.38	6013.38	FALSE
4/04/2007	37735.9	6097.16	FALSE
5/04/2007	37611.45	6077.05	FALSE
10/04/2007	38083.48	6152.98	FALSE
11/04/2007	38075.56	6151.35	FALSE
12/04/2007	38117.88	6158.16	FALSE
13/04/2007	37979.26	6135.76	FALSE
16/04/2007	38370.28	6197.67	FALSE
17/04/2007	38300.95	6186.47	FALSE
18/04/2007	38614.02	6236.87	FALSE
19/04/2007	38169.5	6165.07	FALSE
20/04/2007	38433.04	6207.48	FALSE
23/04/2007	38443.39	6209.15	FALSE
24/04/2007	38313.73	6188.21	FALSE
26/04/2007	38462.08	6212.17	FALSE
27/04/2007	38087.36	6151.65	FALSE
30/04/2007	38176.9	6166.02	TRUE
1/05/2007	38052.01	6145.85	FALSE
2/05/2007	38620.96	6237.74	FALSE
3/05/2007	38674.17	6245.61	FALSE
4/05/2007	39041.26	6304.89	FALSE
7/05/2007	39233.11	6335.68	FALSE
8/05/2007	39039.22	6304.37	FALSE
9/05/2007	39266.34	6341.04	FALSE
10/05/2007	39355.9	6355.51	FALSE
11/05/2007	38995.83	6297.36	FALSE
14/05/2007	39327.66	6345.14	FALSE
15/05/2007	38993.28	6291.19	FALSE
16/05/2007	39014.68	6294.64	FALSE
17/05/2007	39492.76	6365.86	FALSE
18/05/2007	39161.64	6312.49	FALSE
21/05/2007	39529.5	6369.01	FALSE
22/05/2007	39341.94	6338.79	FALSE
23/05/2007	39443.29	6355.12	FALSE
24/05/2007	38971.54	6279.11	FALSE
25/05/2007	38808.28	6252.81	FALSE
28/05/2007	38799.28	6251.36	FALSE
29/05/2007	39210.52	6317.61	FALSE
30/05/2007	38750.13	6243.44	FALSE
31/05/2007	39184.96	6313.5	TRUE

1/06/2007	39355.48	6333.48	FALSE
4/06/2007	39734.36	6392.95	FALSE
5/06/2007	39599.38	6370.83	FALSE
6/06/2007	39391.83	6337.09	FALSE
7/06/2007	39233.21	6311.14	FALSE
8/06/2007	38742.78	6231.68	FALSE
12/06/2007	38794.81	6240.05	FALSE
13/06/2007	38439.5	6180.7	FALSE
14/06/2007	38940.34	6261.23	FALSE
15/06/2007	39143.96	6293.79	FALSE
18/06/2007	39452.41	6343.38	FALSE
19/06/2007	39630.52	6372.02	FALSE
20/06/2007	39785.21	6396.89	FALSE
21/06/2007	39723.87	6387.03	FALSE
22/06/2007	39696.45	6382.62	FALSE
25/06/2007	39451.64	6329.76	FALSE
26/06/2007	39319.62	6308.58	FALSE
27/06/2007	38544.66	6184.24	FALSE
28/06/2007	39051.6	6265.57	FALSE
29/06/2007	39119.09	6274.93	FALSE
2/07/2007	39046.36	6263.27	FALSE
3/07/2007	39268.95	6298.97	FALSE
4/07/2007	39266.82	6298.63	FALSE
5/07/2007	39663.63	6362.28	FALSE
6/07/2007	39594.08	6351.12	FALSE
9/07/2007	39902.47	6400.59	FALSE
10/07/2007	39658.88	6361.52	FALSE
11/07/2007	39432.32	6325.13	FALSE
12/07/2007	39671.01	6363.42	FALSE
13/07/2007	39833.1	6389.42	FALSE
16/07/2007	39779.66	6380.84	FALSE
17/07/2007	39784.46	6381.61	FALSE
18/07/2007	39457.13	6329.11	FALSE
19/07/2007	39800.41	6384.17	FALSE
20/07/2007	40035.14	6421.82	FALSE
23/07/2007	39839.08	6390.38	FALSE
24/07/2007	40038.36	6422.34	FALSE
25/07/2007	39528.37	6340.54	FALSE
26/07/2007	39016.93	6258.5	FALSE
27/07/2007	37922.45	6082.94	FALSE
30/07/2007	38083.76	6108.81	FALSE
31/07/2007	38304.16	6144.17	TRUE
1/08/2007	37038.85	5941.2	FALSE
2/08/2007	37479.15	6011.83	FALSE
3/08/2007	37537.22	6021.05	FALSE
6/08/2007	36908.45	5920.19	FALSE
7/08/2007	37312.59	5985.01	FALSE
8/08/2007	38071.15	6100.79	FALSE
9/08/2007	38475.74	6165.63	FALSE
10/08/2007	37042.76	5936	FALSE
13/08/2007	37514.56	6011.6	FALSE
14/08/2007	37223.43	5964.81	FALSE
15/08/2007	36120.88	5788.04	FALSE
16/08/2007	35643.34	5711.52	FALSE
17/08/2007	35390.94	5671.04	FALSE
20/08/2007	37145.59	5932.62	FALSE
21/08/2007	37501.11	5989.4	FALSE
22/08/2007	37603.67	6004.98	FALSE
23/08/2007	38580.96	6159.69	FALSE
24/08/2007	38136.65	6088.5	FALSE
27/08/2007	38764.55	6185.23	FALSE
28/08/2007	38718.75	6176.29	FALSE
29/08/2007	38254.32	6100.33	FALSE
30/08/2007	38503.9	6135.04	FALSE
31/08/2007	39240.53	6247.2	TRUE
3/09/2007	39392.9	6267.3	FALSE
4/09/2007	39559.25	6293.28	FALSE
5/09/2007	39367.74	6262.72	FALSE
6/09/2007	39300.28	6250.95	FALSE
7/09/2007	39472.91	6278.41	FALSE
10/09/2007	38990.56	6191.24	FALSE
11/09/2007	39271.13	6235.46	FALSE
12/09/2007	39179.01	6220.32	FALSE
13/09/2007	39244.8	6230.59	FALSE
14/09/2007	39727.51	6306.83	FALSE
17/09/2007	39520.32	6271.37	FALSE
18/09/2007	39024.56	6192.54	FALSE
19/09/2007	40055.79	6356.13	FALSE
20/09/2007	40293.79	6393.73	FALSE
21/09/2007	40067.73	6357.86	FALSE
24/09/2007	40685.73	6451.46	FALSE
25/09/2007	40886.4	6483.03	FALSE
26/09/2007	40877.36	6481.39	FALSE
27/09/2007	41235.22	6538.13	FALSE
28/09/2007	41424.1	6567.75	FALSE
1/10/2007	41398.59	6563.7	FALSE
2/10/2007	42006.5	6659.89	FALSE
3/10/2007	42006.88	6659.95	FALSE
4/10/2007	41420.09	6566.92	FALSE
5/10/2007	41662.56	6605.36	FALSE
8/10/2007	41972.29	6654.34	FALSE
9/10/2007	42120.44	6677.82	FALSE
10/10/2007	42503.59	6738.26	FALSE
11/10/2007	42715.9	6771.91	FALSE
12/10/2007	42570.98	6748.94	FALSE
15/10/2007	42509.69	6738.99	FALSE
16/10/2007	42213.01	6691.96	FALSE
17/10/2007	42140.2	6680.12	FALSE
18/10/2007	42692.97	6767.66	FALSE
19/10/2007	42306.01	6706.32	FALSE
22/10/2007	41492.24	6577.32	FALSE
23/10/2007	42019.22	6660.86	FALSE
24/10/2007	41852.56	6634.44	FALSE
25/10/2007	41788.98	6624.32	FALSE
26/10/2007	42270.07	6700.58	FALSE
29/10/2007	42852.5	6792.14	FALSE
30/10/2007	42598.64	6750.16	FALSE
31/10/2007	42623.77	6754.15	TRUE
1/11/2007	43094.3	6828.71	FALSE
2/11/2007	42261.55	6696.57	FALSE
5/11/2007	41540.59	6582.33	FALSE
6/11/2007	41828.88	6628.01	FALSE
7/11/2007	42275.69	6692.36	FALSE

8/11/2007	41259.93	6521.63	FALSE
9/11/2007	41413.28	6545.67	FALSE
12/11/2007	40841.23	6455.26	FALSE
13/11/2007	41222.48	6515.23	FALSE
14/11/2007	41754.95	6598.56	FALSE
15/11/2007	41312.57	6528.65	FALSE
16/11/2007	40939.91	6461.87	FALSE
19/11/2007	41406.33	6535.16	FALSE
20/11/2007	40711.06	6425.43	FALSE
21/11/2007	40453.45	6384.28	FALSE
22/11/2007	40136.59	6334.27	FALSE
23/11/2007	40126.28	6330.25	FALSE
26/11/2007	41021.09	6471.36	FALSE
27/11/2007	40776.03	6432.7	FALSE
28/11/2007	40381.26	6370.15	FALSE
29/11/2007	40854.66	6444.52	FALSE
30/11/2007	41416.74	6533.15	TRUE
3/12/2007	41420.32	6533.52	FALSE
4/12/2007	41403.66	6530.79	FALSE
5/12/2007	41260.01	6508.13	FALSE
6/12/2007	41847.9	6600.86	FALSE
7/12/2007	42191.17	6654.66	FALSE
10/12/2007	42005.75	6625.1	FALSE
11/12/2007	42356.12	6680.36	FALSE
12/12/2007	41943.06	6615.21	FALSE
13/12/2007	41831.89	6597.59	FALSE
14/12/2007	41160.38	6491.68	FALSE
17/12/2007	39714.76	6263.51	FALSE
18/12/2007	39545.8	6236.87	FALSE
19/12/2007	39415.76	6216.36	FALSE
20/12/2007	39165.5	6176.89	FALSE
21/12/2007	39700.74	6246.99	FALSE
24/12/2007	40187.56	6323.59	FALSE
27/12/2007	40360.78	6350.85	FALSE
28/12/2007	40291.79	6339.93	FALSE
31/12/2007	40291.21	6339.84	TRUE
2/01/2008	40375.9	6353.16	FALSE
3/01/2008	39991.74	6290.71	FALSE
4/01/2008	40094.12	6306.82	FALSE
7/01/2008	39171.08	6161.62	FALSE
8/01/2008	38958.23	6128.14	FALSE
9/01/2008	38701.27	6087.72	FALSE
10/01/2008	38643.92	6078.7	FALSE
11/01/2008	38026.75	5981.62	FALSE
14/01/2008	38016.58	5980.02	FALSE
15/01/2008	37889.17	5959.98	FALSE
16/01/2008	36933.67	5809.68	FALSE
17/01/2008	36847.49	5796.12	FALSE
18/01/2008	36536.8	5747.25	FALSE
21/01/2008	35476.19	5580.42	FALSE
22/01/2008	32974.16	5186.85	FALSE
23/01/2008	34407.56	5412.32	FALSE
24/01/2008	35476.36	5580.44	FALSE
25/01/2008	37255.63	5860.32	FALSE
29/01/2008	36341	5716.45	FALSE
30/01/2008	35719.72	5618.72	FALSE
31/01/2008	35920.24	5650.26	TRUE
1/02/2008	37145.15	5842.94	FALSE
4/02/2008	37300.93	5867.45	FALSE
5/02/2008	36827.14	5792.92	FALSE
6/02/2008	35660.18	5609.36	FALSE
7/02/2008	35579.9	5596.73	FALSE
8/02/2008	35969.5	5658.01	FALSE
11/02/2008	35234.58	5537.6	FALSE
12/02/2008	35683.68	5608.1	FALSE
13/02/2008	35264.33	5542.06	FALSE
14/02/2008	36172.32	5684.76	FALSE
15/02/2008	35675.71	5606.61	FALSE
18/02/2008	35424.72	5568.43	FALSE
19/02/2008	35811.88	5619.1	FALSE
20/02/2008	35039.62	5496.47	FALSE
21/02/2008	35599.37	5583.35	FALSE
22/02/2008	35449.85	5559.88	FALSE
25/02/2008	35902.78	5621.56	FALSE
26/02/2008	36221.18	5666.05	FALSE
27/02/2008	36882.67	5767.22	FALSE
28/02/2008	36161.25	5651.24	FALSE
29/02/2008	35673.6	5572.09	TRUE
3/03/2008	34696.69	5405.75	FALSE
4/03/2008	34556.36	5380.3	FALSE
5/03/2008	34546.34	5376.63	FALSE
6/03/2008	34927.8	5435.54	FALSE
7/03/2008	33835.06	5263.97	FALSE
10/03/2008	33298.07	5180.43	FALSE
11/03/2008	33004.09	5134.16	FALSE
12/03/2008	33801.95	5257.94	FALSE
13/03/2008	33019.7	5135.89	FALSE
14/03/2008	33493.67	5206.93	FALSE
17/03/2008	32724.02	5087.04	FALSE
18/03/2008	32718.63	5086.09	FALSE
19/03/2008	34028.66	5289.09	FALSE
20/03/2008	33006.7	5127.53	FALSE
25/03/2008	34250.34	5318.4	FALSE
26/03/2008	34656.04	5381.4	FALSE
27/03/2008	34593.8	5371.63	FALSE
28/03/2008	34461.6	5351.1	FALSE
31/03/2008	34491.92	5355.69	TRUE
1/04/2008	34533.87	5361.16	FALSE
2/04/2008	35449.09	5502.93	FALSE
3/04/2008	36131.99	5608.94	FALSE
4/04/2008	36202.18	5619.56	FALSE
7/04/2008	36242.69	5625.02	FALSE
8/04/2008	35898	5571.52	FALSE
9/04/2008	35567.14	5520.17	FALSE
10/04/2008	35091.66	5446.37	FALSE
11/04/2008	35046	5439.29	FALSE
14/04/2008	34423.3	5342.43	FALSE
15/04/2008	34796.93	5400.42	FALSE
16/04/2008	35247.12	5470.29	FALSE
17/04/2008	35560.72	5518.96	FALSE
18/04/2008	34985.34	5429.66	FALSE
21/04/2008	36084.79	5600.29	FALSE
22/04/2008	35854.7	5564.58	FALSE

23/04/2008	36423.78	5652.9	FALSE
24/04/2008	36001.23	5587.32	FALSE
28/04/2008	36102.14	5602.75	FALSE
29/04/2008	36129.14	5606.94	FALSE
30/04/2008	36054.83	5595.41	TRUE
1/05/2008	35992.98	5585.81	FALSE
2/05/2008	36731.52	5700.42	FALSE
5/05/2008	36926.32	5730.34	FALSE
6/05/2008	36740.09	5701.35	FALSE
7/05/2008	36532.49	5668.37	FALSE
8/05/2008	36928.24	5723.24	FALSE
9/05/2008	37241.36	5771.77	FALSE
12/05/2008	37607.68	5828.54	FALSE
13/05/2008	37505.16	5812.65	FALSE
14/05/2008	37892.5	5872.68	FALSE
15/05/2008	38008.48	5890.66	FALSE
16/05/2008	38268.63	5930.98	FALSE
19/05/2008	38434.25	5949.43	FALSE
20/05/2008	38167.19	5908.09	FALSE
21/05/2008	37620.37	5823.44	FALSE
22/05/2008	37642.87	5826.93	FALSE
23/05/2008	37262.06	5767.98	FALSE
26/05/2008	36885.94	5707	FALSE
27/05/2008	36937.96	5714.43	FALSE
28/05/2008	36509	5648.07	FALSE
29/05/2008	36906.57	5709.41	FALSE
30/05/2008	36604.8	5654.7	FALSE
2/06/2008	36674.04	5662.35	FALSE
3/06/2008	36104.11	5574.17	FALSE
4/06/2008	36173.83	5584.49	FALSE
5/06/2008	35821.59	5530.11	FALSE
6/06/2008	36223.06	5592.09	FALSE
10/06/2008	35221.76	5437.45	FALSE
11/06/2008	35414.82	5467.26	FALSE
12/06/2008	34521.08	5329.24	FALSE
13/06/2008	34837.82	5378.14	FALSE
16/06/2008	34796.03	5371.69	FALSE
17/06/2008	35126.45	5422.7	FALSE
18/06/2008	35259.48	5443.23	FALSE
19/06/2008	34763.3	5366.64	FALSE
20/06/2008	34255.73	5288.28	FALSE
23/06/2008	34228.83	5283.67	FALSE
24/06/2008	34359.78	5290.02	FALSE
25/06/2008	34021.1	5237.81	FALSE
26/06/2008	34470.27	5306.96	FALSE
27/06/2008	34015.76	5236.99	FALSE
30/06/2008	33875.33	5215.31	TRUE
1/07/2008	33378.89	5138.88	FALSE
2/07/2008	33092.49	5094.78	FALSE
3/07/2008	32465.83	4998.31	FALSE
4/07/2008	33009.99	5082.08	FALSE
7/07/2008	32492.96	5002.48	FALSE
8/07/2008	32041.22	4932.93	FALSE
9/07/2008	32553.83	5011.85	FALSE
10/07/2008	32070.05	4937.37	FALSE
11/07/2008	32346.32	4979.91	FALSE
14/07/2008	31963.68	4921	FALSE
15/07/2008	31279.54	4815.67	FALSE
16/07/2008	31636.42	4870.61	FALSE
17/07/2008	31833.98	4901.03	FALSE
18/07/2008	31439.92	4840.36	FALSE
21/07/2008	32553.21	5011.76	FALSE
22/07/2008	32512.96	5005.56	FALSE
23/07/2008	33160.66	5105.28	FALSE
24/07/2008	33413.02	5144.13	FALSE
25/07/2008	32285.47	4970.54	FALSE
28/07/2008	31971.02	4922.13	FALSE
29/07/2008	31485.6	4847.39	FALSE
30/07/2008	32065.54	4936.68	FALSE
31/07/2008	32329.82	4977.37	TRUE
1/08/2008	31854.32	4904.04	FALSE
4/08/2008	31748.3	4887.72	FALSE
5/08/2008	31311.22	4820.43	FALSE
6/08/2008	32277.16	4969.14	FALSE
7/08/2008	32369.14	4983.3	FALSE
8/08/2008	32387.99	4986.2	FALSE
11/08/2008	32677.1	5026.09	FALSE
12/08/2008	32856.81	5053.58	FALSE
13/08/2008	32193.77	4951.6	FALSE
14/08/2008	32385.73	4981.12	FALSE
15/08/2008	32390.54	4981.73	FALSE
18/08/2008	32482.1	4984.98	FALSE
19/08/2008	31709.94	4866.36	FALSE
20/08/2008	32126.58	4929.48	FALSE
21/08/2008	31776.4	4875.17	FALSE
22/08/2008	32143.35	4931.38	FALSE
25/08/2008	32747.58	5014.85	FALSE
26/08/2008	32754.51	5007.5	FALSE
27/08/2008	32790.48	5011.22	FALSE
28/08/2008	33176.33	5066.52	FALSE
29/08/2008	33652.13	5135.57	FALSE
1/09/2008	33629.03	5118.31	FALSE
2/09/2008	33624.43	5115.97	FALSE
3/09/2008	33269.27	5060.02	FALSE
4/09/2008	32746.49	4979.5	FALSE
5/09/2008	32074.32	4877.06	FALSE
8/09/2008	33343.51	5067.54	FALSE
9/09/2008	32769.56	4980.15	FALSE
10/09/2008	32283.04	4905.46	FALSE
11/09/2008	31683.21	4814.27	FALSE
12/09/2008	32274.75	4903.82	FALSE
15/09/2008	31732.46	4817.67	FALSE
16/09/2008	31296.61	4750.82	FALSE
17/09/2008	31112.48	4722.18	FALSE
18/09/2008	30358.66	4607.27	FALSE
19/09/2008	31655.94	4804.06	FALSE
22/09/2008	33096.79	5020.53	FALSE
23/09/2008	32458.03	4923.54	FALSE
24/09/2008	32849.41	4981.89	FALSE
25/09/2008	32490.49	4927.37	FALSE
26/09/2008	32342.72	4904.75	FALSE
29/09/2008	31701.88	4807.35	FALSE
30/09/2008	30338.76	4600.52	TRUE

1/10/2008	31618.65	4794.6	FALSE
2/10/2008	31397.96	4761.13	FALSE
3/10/2008	30976.52	4695.45	FALSE
6/10/2008	29953.66	4540.4	FALSE
7/10/2008	30470.25	4618.71	FALSE
8/10/2008	28948.67	4388.06	FALSE
9/10/2008	28507.25	4320.93	FALSE
10/10/2008	26130.31	3960.65	FALSE
13/10/2008	27582.44	4180.71	FALSE
14/10/2008	28601.6	4335.19	FALSE
15/10/2008	28370.09	4300	FALSE
16/10/2008	26479.38	4013.43	FALSE
17/10/2008	26198.23	3970.81	FALSE
20/10/2008	27330.45	4142.28	FALSE
21/10/2008	28387.48	4302.48	FALSE
22/10/2008	27421.94	4156.14	FALSE
23/10/2008	26222.63	3974.37	FALSE
24/10/2008	25530.3	3869.44	FALSE
27/10/2008	25132.83	3809.2	FALSE
28/10/2008	25036.4	3794.59	FALSE
29/10/2008	25372.82	3845.57	FALSE
30/10/2008	26399.04	4001.11	FALSE
31/10/2008	26514.52	4017.96	TRUE
3/11/2008	27857.43	4221.46	FALSE
4/11/2008	27815.38	4215.09	FALSE
5/11/2008	28667.94	4336.57	FALSE
6/11/2008	27480.03	4149.74	FALSE
7/11/2008	26883.41	4051.27	FALSE
10/11/2008	27260.16	4107.76	FALSE
11/11/2008	26285.61	3960.91	FALSE
12/11/2008	26069.01	3927.31	FALSE
13/11/2008	24541.97	3697.26	FALSE
14/11/2008	24879.73	3748.14	FALSE
17/11/2008	24248.48	3653.04	FALSE
18/11/2008	23394.18	3523.19	FALSE
19/11/2008	23237.76	3499.63	FALSE
20/11/2008	22263.76	3352.94	FALSE
21/11/2008	22685.76	3416.5	FALSE
24/11/2008	22759.16	3425.1	FALSE
25/11/2008	24076.61	3623.36	FALSE
26/11/2008	23523.79	3539.98	FALSE
27/11/2008	23842.68	3587.97	FALSE
28/11/2008	24869.93	3742.52	FALSE
1/12/2008	24462.38	3681.19	FALSE
2/12/2008	23445.95	3528.23	FALSE
3/12/2008	23483.07	3533.82	FALSE
4/12/2008	23473.84	3532.43	FALSE
5/12/2008	23191.26	3489.91	FALSE
8/12/2008	24132.74	3631.58	FALSE
9/12/2008	23951.75	3604.35	FALSE
10/12/2008	24195.54	3640.66	FALSE
11/12/2008	23912.83	3598.01	FALSE
12/12/2008	23330.48	3510.38	FALSE
15/12/2008	23870.66	3591.36	FALSE
16/12/2008	23637.07	3556.21	FALSE
17/12/2008	23733.51	3570.6	FALSE
18/12/2008	23803.7	3581.16	FALSE
19/12/2008	24033.05	3615.66	FALSE
22/12/2008	23645.62	3557.37	FALSE
23/12/2008	23528.69	3531.37	FALSE
24/12/2008	23867.85	3582.22	FALSE
29/12/2008	24126.99	3621.11	FALSE
30/12/2008	24347.2	3654.16	FALSE
31/12/2008	24801.27	3722.31	TRUE
2/01/2009	24744.56	3713.8	FALSE
5/01/2009	24566.3	3687.04	FALSE
6/01/2009	24937.09	3742.69	FALSE
7/01/2009	25183.87	3779.73	FALSE
8/01/2009	24614.63	3694.3	FALSE
9/01/2009	24890.82	3735.75	FALSE
12/01/2009	24541.51	3683.32	FALSE
13/01/2009	24350.31	3654.57	FALSE
14/01/2009	24566.11	3686.96	FALSE
15/01/2009	23517.17	3529.54	FALSE
16/01/2009	23659.81	3550.94	FALSE
19/01/2009	23915.54	3589.32	FALSE
20/01/2009	23164.69	3476.63	FALSE
21/01/2009	22938.95	3442.75	FALSE
22/01/2009	23232.47	3486.81	FALSE
23/01/2009	22272.28	3342.7	FALSE
27/01/2009	22947.21	3443.99	FALSE
28/01/2009	23290.68	3495.54	FALSE
29/01/2009	23494.71	3526.16	FALSE
30/01/2009	23591.65	3540.71	FALSE
2/02/2009	23332.77	3497.45	FALSE
3/02/2009	23407.66	3508.67	FALSE
4/02/2009	22935.68	3437.93	FALSE
5/02/2009	22873.21	3428.56	FALSE
6/02/2009	23148.86	3469.88	FALSE
9/02/2009	23407.59	3508.6	FALSE
10/02/2009	23280.27	3488.65	FALSE
11/02/2009	23185.34	3474.43	FALSE
12/02/2009	23451.33	3514.29	FALSE
13/02/2009	23750.93	3559.11	FALSE
16/02/2009	23519.33	3516.92	FALSE
17/02/2009	23172.48	3464.33	FALSE
18/02/2009	22839.48	3413.2	FALSE
19/02/2009	23079.09	3448.93	FALSE
20/02/2009	22767.7	3402.39	FALSE
23/02/2009	22508.26	3351.2	FALSE
24/02/2009	22406.39	3331.55	FALSE
25/02/2009	22384.77	3327.49	FALSE
26/02/2009	22509.45	3345.46	FALSE
27/02/2009	22512.85	3344.51	FALSE
2/03/2009	21889.38	3250.13	FALSE
3/03/2009	21694.09	3219.21	FALSE
4/03/2009	21367	3166.38	FALSE
5/03/2009	21529.47	3188.5	FALSE
6/03/2009	21298.06	3145.46	FALSE
9/03/2009	21359.14	3154.48	FALSE
10/03/2009	21569.38	3184.53	FALSE
11/03/2009	21975.77	3244.38	FALSE
12/03/2009	21915.92	3235.54	FALSE

13/03/2009	22666.2	3345.17	FALSE
16/03/2009	22692.72	3348.43	FALSE
17/03/2009	23395.92	3451.94	FALSE
18/03/2009	23358.98	3446.32	FALSE
19/03/2009	23589.55	3480.23	FALSE
20/03/2009	23492.57	3465.8	FALSE
23/03/2009	24083.93	3550.29	FALSE
24/03/2009	24285.3	3579.97	FALSE
25/03/2009	24488.53	3609.31	FALSE
26/03/2009	24742.65	3646.65	FALSE
27/03/2009	24916.9	3672.33	FALSE
30/03/2009	24458.04	3604.36	FALSE
31/03/2009	24310.04	3582.15	TRUE
1/04/2009	24293.67	3579.73	FALSE
2/04/2009	24975.77	3680.2	FALSE
3/04/2009	25354.58	3735.63	FALSE
6/04/2009	25496.81	3756.58	FALSE
7/04/2009	25155.57	3706.31	FALSE
8/04/2009	24566.37	3619.5	FALSE
9/04/2009	24922.8	3671.56	FALSE
14/04/2009	25475.06	3752.91	FALSE
15/04/2009	25438.48	3747.53	FALSE
16/04/2009	25629.86	3775.72	FALSE
17/04/2009	25636.72	3776.73	FALSE
20/04/2009	25584.8	3769.04	FALSE
21/04/2009	24962.87	3677.42	FALSE
22/04/2009	24900.18	3668.19	FALSE
23/04/2009	25408.16	3743.02	FALSE
24/04/2009	25199.41	3712.27	FALSE
27/04/2009	25330.5	3731.58	FALSE
28/04/2009	25173.14	3708.4	FALSE
29/04/2009	25085.64	3695.32	FALSE
30/04/2009	25663.58	3760.46	TRUE
1/05/2009	25589.93	3769.61	FALSE
4/05/2009	26360.64	3883	FALSE
5/05/2009	26413.24	3890.45	FALSE
6/05/2009	26255.27	3867.1	FALSE
7/05/2009	26772.21	3938.69	FALSE
8/05/2009	26792.76	3941.71	FALSE
11/05/2009	26689.41	3925.96	FALSE
12/05/2009	26358.16	3877.23	FALSE
13/05/2009	26214.69	3856.13	FALSE
14/05/2009	25312.27	3723.38	FALSE
15/05/2009	25651.75	3773.17	FALSE
18/05/2009	25449.19	3735.64	FALSE
19/05/2009	26005.54	3817.3	FALSE
20/05/2009	26055.41	3824.62	FALSE
21/05/2009	25984.1	3813.89	FALSE
22/05/2009	25627.71	3761.58	FALSE
25/05/2009	25466.43	3737.91	FALSE
26/05/2009	25810.73	3788.45	FALSE
27/05/2009	25896.85	3801.09	FALSE
28/05/2009	25587.39	3755.67	FALSE
29/05/2009	26011.84	3817.97	FALSE
1/06/2009	26534.72	3894.42	FALSE
2/06/2009	26949.81	3955.35	FALSE
3/06/2009	27371.73	4017.18	FALSE
4/06/2009	26852.42	3934.64	FALSE
5/06/2009	27101.64	3971.16	FALSE
9/06/2009	26853.9	3934.86	FALSE
10/06/2009	27470	4024.41	FALSE
11/06/2009	27625.74	4047.22	FALSE
12/06/2009	27727.97	4062.2	FALSE
15/06/2009	27519.88	4031.72	FALSE
16/06/2009	27047.3	3962.48	FALSE
17/06/2009	26649	3904.13	FALSE
18/06/2009	26566.73	3892.08	FALSE
19/06/2009	26621.11	3899.56	FALSE
22/06/2009	26748.17	3918.17	FALSE
23/06/2009	25920.35	3796.91	FALSE
24/06/2009	26041.88	3806.99	FALSE
25/06/2009	26377.08	3855.99	FALSE
26/06/2009	26704.43	3903.85	FALSE
29/06/2009	26588.57	3886.91	FALSE
30/06/2009	27053.61	3954.89	TRUE
1/07/2009	26500.4	3874.02	FALSE
2/07/2009	26522.78	3877.29	FALSE
3/07/2009	26187.03	3828.21	FALSE
6/07/2009	25882.83	3783.7	FALSE
7/07/2009	25767.8	3766.89	FALSE
8/07/2009	25775.06	3767.95	FALSE
9/07/2009	25743.46	3763.33	FALSE
10/07/2009	25953.82	3794.08	FALSE
13/07/2009	25566.55	3737.47	FALSE
14/07/2009	26453.57	3867.14	FALSE
15/07/2009	26846.09	3924.52	FALSE
16/07/2009	27332.5	3995.62	FALSE
17/07/2009	27367.67	4000.77	FALSE
20/07/2009	27706.45	4050.29	FALSE
21/07/2009	27709.1	4050.68	FALSE
22/07/2009	27830.72	4068.46	FALSE
23/07/2009	27800.71	4064.07	FALSE
24/07/2009	27976.47	4089.76	FALSE
27/07/2009	28317.2	4139.57	FALSE
28/07/2009	28522.14	4169.53	FALSE
29/07/2009	28339.11	4142.78	FALSE
30/07/2009	28665.23	4190.45	FALSE
31/07/2009	29032.28	4243.98	TRUE
3/08/2009	29164.94	4263.37	FALSE
4/08/2009	29479.05	4309.29	FALSE
5/08/2009	29172.6	4264.49	FALSE
6/08/2009	29595.64	4326.33	FALSE
7/08/2009	29411.7	4299.44	FALSE
10/08/2009	29443.9	4304.11	FALSE
11/08/2009	29670.22	4331.97	FALSE
12/08/2009	29746.36	4343.06	FALSE
13/08/2009	30382.31	4435.91	FALSE
14/08/2009	30554.21	4461.01	FALSE
17/08/2009	30114.47	4388.45	FALSE
18/08/2009	30071.82	4381.6	FALSE
19/08/2009	30018.62	4373.85	FALSE
20/08/2009	30043.92	4377.53	FALSE
21/08/2009	29447.01	4290.56	FALSE

24/08/2009	30436.57	4426.1	FALSE
25/08/2009	30326.6	4405.82	FALSE
26/08/2009	30689.03	4454.45	FALSE
27/08/2009	30673.4	4450.75	FALSE
28/08/2009	30955.77	4489.59	FALSE
31/08/2009	30939.49	4479.13	TRUE
1/09/2009	31197.32	4514.61	FALSE
2/09/2009	30674.22	4438.21	FALSE
3/09/2009	30616.62	4429.57	FALSE
4/09/2009	30661.52	4435.52	FALSE
7/09/2009	30830.93	4454.39	FALSE
8/09/2009	31315.86	4523.76	FALSE
9/09/2009	31305.2	4522.22	FALSE
10/09/2009	31642.45	4570.76	FALSE
11/09/2009	31817.84	4596.08	FALSE
14/09/2009	31383.18	4531.11	FALSE
15/09/2009	31447.36	4540.35	FALSE
16/09/2009	32209.8	4650.4	FALSE
17/09/2009	32657.62	4714.91	FALSE
18/09/2009	32508	4693.24	FALSE
21/09/2009	32402.19	4677.38	FALSE
22/09/2009	32307.36	4663.69	FALSE
23/09/2009	32795.35	4734.14	FALSE
24/09/2009	32570.7	4701.2	FALSE
25/09/2009	32654.23	4713.26	FALSE
28/09/2009	32408.92	4677.38	FALSE
29/09/2009	32933.73	4753.13	FALSE
30/09/2009	32870.39	4743.64	TRUE
1/10/2009	32575.85	4701.13	FALSE
2/10/2009	31890.12	4601.65	FALSE
5/10/2009	31693.47	4573.27	FALSE
6/10/2009	31823.13	4591.61	FALSE
7/10/2009	32544.57	4695.71	FALSE
8/10/2009	33049.67	4768.59	FALSE
9/10/2009	32942.4	4752.85	FALSE
12/10/2009	32852.88	4739.83	FALSE
13/10/2009	33170.64	4785.67	FALSE
14/10/2009	33485.7	4831.13	FALSE
15/10/2009	33685.05	4859.89	FALSE
16/10/2009	33523.62	4836.45	FALSE
19/10/2009	33221.01	4792.79	FALSE
20/10/2009	33591.56	4846.25	FALSE
21/10/2009	33538.83	4838.64	FALSE
22/10/2009	33359.44	4812.76	FALSE
23/10/2009	33682.75	4859.4	FALSE
26/10/2009	33481.24	4830.29	FALSE
27/10/2009	32949.21	4753.53	FALSE
28/10/2009	32475.11	4685.14	FALSE
29/10/2009	31709.96	4574.75	FALSE
30/10/2009	32185.68	4643.23	FALSE
2/11/2009	31474.19	4540.42	FALSE
3/11/2009	31412.16	4531.47	FALSE
4/11/2009	31473.23	4540.11	FALSE
5/11/2009	31292.63	4507.99	FALSE
6/11/2009	31892.53	4594.04	FALSE
9/11/2009	32515.76	4674.94	FALSE
10/11/2009	32923.51	4733.57	FALSE
11/11/2009	33092.84	4757.03	FALSE
12/11/2009	33029.26	4747.89	FALSE
13/11/2009	32788.64	4706.44	FALSE
16/11/2009	33130.87	4755.19	FALSE
17/11/2009	32951.54	4729.45	FALSE
18/11/2009	33018.38	4739.04	FALSE
19/11/2009	33091.72	4749.22	FALSE
20/11/2009	32649.54	4685.76	FALSE
23/11/2009	32867.46	4717.04	FALSE
24/11/2009	32645.76	4685.05	FALSE
25/11/2009	32904.84	4722.23	FALSE
26/11/2009	32810.19	4708.65	FALSE
27/11/2009	31858.5	4572.07	FALSE
30/11/2009	32759.73	4701.35	TRUE
1/12/2009	32882.7	4719	FALSE
2/12/2009	33184.88	4762.36	FALSE
3/12/2009	33270.11	4774.59	FALSE
4/12/2009	32765.77	4702.22	FALSE
7/12/2009	32586.29	4676.46	FALSE
8/12/2009	32545.78	4670.65	FALSE
9/12/2009	32317.55	4637.89	FALSE
10/12/2009	32101.99	4606.59	FALSE
11/12/2009	32301.54	4635.23	FALSE
14/12/2009	32432.39	4654	FALSE
15/12/2009	32568.19	4673.49	FALSE
16/12/2009	32488.23	4661.91	FALSE
17/12/2009	32546.46	4670.27	FALSE
18/12/2009	32408.83	4650.52	FALSE
21/12/2009	32301.58	4635.13	FALSE
22/12/2009	32783.24	4704.25	FALSE
23/12/2009	33069.7	4739.34	FALSE
24/12/2009	33429.11	4790.85	FALSE
29/12/2009	33807.68	4845.11	FALSE
30/12/2009	33725.41	4833.32	FALSE
31/12/2009	33985.86	4870.64	TRUE
4/01/2010	34025.42	4876.25	FALSE
5/01/2010	34360.43	4924.27	FALSE
6/01/2010	34340.41	4921.4	FALSE
7/01/2010	34186.93	4899.4	FALSE
8/01/2010	34276.25	4912.13	FALSE
11/01/2010	34545.11	4950.66	FALSE
12/01/2010	34188.27	4899.52	FALSE
13/01/2010	33969.23	4868.13	FALSE
14/01/2010	34177.91	4898.04	FALSE
15/01/2010	34188.74	4899.59	FALSE
18/01/2010	34268.82	4911.07	FALSE
19/01/2010	33921.08	4861.23	FALSE
20/01/2010	33969.64	4868.19	FALSE
21/01/2010	33683.33	4827.16	FALSE
22/01/2010	33149.19	4750.61	FALSE
25/01/2010	32920.62	4717.86	FALSE
27/01/2010	32409.7	4644.64	FALSE
28/01/2010	32609.45	4673.26	FALSE
29/01/2010	31886.25	4569.62	FALSE
1/02/2010	31568.9	4524.14	FALSE
2/02/2010	32135.45	4605.33	FALSE

3/02/2010	32432.4	4647.89	FALSE
4/02/2010	32248.95	4621.6	FALSE
5/02/2010	31528.42	4514.06	FALSE
8/02/2010	31579.55	4521.36	FALSE
9/02/2010	31471.22	4505.07	FALSE
10/02/2010	31529.56	4513.42	FALSE
11/02/2010	31816.65	4554.3	FALSE
12/02/2010	31872.58	4562.09	FALSE
15/02/2010	31812.53	4545.45	FALSE
16/02/2010	31970.64	4567.75	FALSE
17/02/2010	32672.55	4667.86	FALSE
18/02/2010	32581.94	4654.91	FALSE
19/02/2010	32444.34	4635.06	FALSE
22/02/2010	33077.09	4717.53	FALSE
23/02/2010	33120.15	4718.31	FALSE
24/02/2010	32645.82	4648.52	FALSE
25/02/2010	32263.95	4594.06	FALSE
26/02/2010	32576.06	4637.72	FALSE
1/03/2010	32992.37	4686.53	FALSE
2/03/2010	33121.66	4701.92	FALSE
3/03/2010	33394.99	4735.67	FALSE
4/03/2010	33507.93	4750.5	FALSE
5/03/2010	33630.74	4767.24	FALSE
8/03/2010	33917.29	4807.86	FALSE
9/03/2010	34010.73	4820.1	FALSE
10/03/2010	34010.23	4819.96	FALSE
11/03/2010	33971.19	4814.2	FALSE
12/03/2010	34004.17	4818.12	FALSE
15/03/2010	33769.76	4784.09	FALSE
16/03/2010	33864.45	4797.25	FALSE
17/03/2010	34259.2	4853.17	FALSE
18/03/2010	34330.28	4863.11	FALSE
19/03/2010	34394.66	4872.23	FALSE
22/03/2010	34118.91	4830.2	FALSE
23/03/2010	34433.58	4874.75	FALSE
24/03/2010	34552.18	4891.54	FALSE
25/03/2010	34513.99	4885.39	FALSE
26/03/2010	34597.78	4896.89	FALSE
29/03/2010	34602.26	4897.27	FALSE
30/03/2010	34740.18	4916.79	FALSE
31/03/2010	34448.55	4875.52	TRUE
1/04/2010	34678.82	4907.74	FALSE
6/04/2010	35003.63	4953.7	FALSE
7/04/2010	35054.56	4960.91	FALSE
8/04/2010	34892.03	4937.91	FALSE
9/04/2010	34963.98	4948.09	FALSE
12/04/2010	35220.82	4984.27	FALSE
13/04/2010	34990.11	4951.62	FALSE
14/04/2010	35294.26	4994.66	FALSE
15/04/2010	35346.61	5001.93	FALSE
16/04/2010	35223.57	4984.66	FALSE
19/04/2010	34731.84	4915.07	FALSE
20/04/2010	34807.38	4925.76	FALSE
21/04/2010	35008.85	4954.27	FALSE
22/04/2010	34677.5	4907.38	FALSE
23/04/2010	34495.42	4881.52	FALSE
27/04/2010	34484.83	4880.02	FALSE
28/04/2010	34082.05	4822.79	FALSE
29/04/2010	33819.09	4785.58	FALSE
30/04/2010	33973.06	4807.37	TRUE
3/05/2010	33819.25	4785.48	FALSE
4/05/2010	33477.21	4737.08	FALSE
5/05/2010	33033.41	4674.03	FALSE
6/05/2010	32360.96	4573.25	FALSE
7/05/2010	31706.15	4480.71	FALSE
10/05/2010	32558.85	4599.78	FALSE
11/05/2010	32192.21	4547.99	FALSE
12/05/2010	32368.94	4572.95	FALSE
13/05/2010	32933.98	4652.78	FALSE
14/05/2010	32639.88	4611.11	FALSE
17/05/2010	31682.48	4467.2	FALSE
18/05/2010	31707.61	4470.75	FALSE
19/05/2010	31114.38	4387.1	FALSE
20/05/2010	30613.36	4316.46	FALSE
21/05/2010	30535.25	4305.44	FALSE
24/05/2010	31173.16	4395.39	FALSE
25/05/2010	30250.84	4265.34	FALSE
26/05/2010	30553.59	4307.19	FALSE
27/05/2010	31064.14	4379.17	FALSE
28/05/2010	31619.72	4457.49	FALSE
31/05/2010	31422.49	4429.67	TRUE
1/06/2010	31305.04	4413.12	FALSE
2/06/2010	31077.46	4381.03	FALSE
3/06/2010	31821.78	4485.96	FALSE
4/06/2010	31609.67	4449.36	FALSE
7/06/2010	30732.5	4325.89	FALSE
8/06/2010	31125.58	4381.22	FALSE
9/06/2010	31157.56	4385.33	FALSE
10/06/2010	31512.71	4435.31	FALSE
11/06/2010	32011.06	4505.45	FALSE
15/06/2010	32008.93	4505.04	FALSE
16/06/2010	32391.96	4558.95	FALSE
17/06/2010	32167.35	4527.34	FALSE
18/06/2010	32345.3	4551.89	FALSE
21/06/2010	32776.64	4612.6	FALSE
22/06/2010	32391.1	4558.34	FALSE
23/06/2010	31877.7	4486.09	FALSE
24/06/2010	31877.71	4479.66	FALSE
25/06/2010	31403.4	4413	FALSE
28/06/2010	31200.93	4384.55	FALSE
29/06/2010	30924.24	4345.67	FALSE
30/06/2010	30609.97	4301.51	TRUE
1/07/2010	30154.24	4237.46	FALSE
2/07/2010	30163.22	4238.72	FALSE
5/07/2010	30044.96	4222.11	FALSE
6/07/2010	30429.09	4276.09	FALSE
7/07/2010	30276.62	4254.57	FALSE
8/07/2010	31004.5	4356.85	FALSE
9/07/2010	31285.31	4396.31	FALSE
12/07/2010	31382.25	4409.93	FALSE
13/07/2010	31171.37	4380.3	FALSE
14/07/2010	31755.9	4462.44	FALSE
15/07/2010	31614.38	4442.55	FALSE

16/07/2010	31473.37	4422.74	FALSE
19/07/2010	31014.87	4358.31	FALSE
20/07/2010	31337.14	4403.6	FALSE
21/07/2010	31402.28	4412.75	FALSE
22/07/2010	31131.19	4374.65	FALSE
23/07/2010	31727.08	4458.39	FALSE
26/07/2010	31924.55	4486.14	FALSE
27/07/2010	32004.65	4497.4	FALSE
28/07/2010	32236.23	4529.94	FALSE
29/07/2010	32194.45	4524.07	FALSE
30/07/2010	31977.26	4493.48	FALSE
2/08/2010	32319.68	4541.6	FALSE
3/08/2010	32533.14	4571.59	FALSE
4/08/2010	32323.12	4542.08	FALSE
5/08/2010	32497.81	4566.5	FALSE
6/08/2010	32494.63	4566.06	FALSE
9/08/2010	32700.02	4594.9	FALSE
10/08/2010	32340.32	4540.74	FALSE
11/08/2010	31739.49	4455.47	FALSE
12/08/2010	31350.72	4400.89	FALSE
13/08/2010	31770.56	4459.59	FALSE
16/08/2010	31703.92	4438.49	FALSE
17/08/2010	31985.18	4476.98	FALSE
18/08/2010	31970.42	4474.91	FALSE
19/08/2010	31999.8	4479.02	FALSE
20/08/2010	31656.11	4430.92	FALSE
23/08/2010	31698.61	4428.99	FALSE
24/08/2010	31404.56	4381.34	FALSE
25/08/2010	30966.96	4320.14	FALSE
26/08/2010	31227.7	4356.02	FALSE
27/08/2010	31337.66	4370.11	FALSE
30/08/2010	31948.06	4452.71	FALSE
31/08/2010	31609.43	4404.23	TRUE
1/09/2010	32279.15	4495.71	FALSE
2/09/2010	32554.93	4532.66	FALSE
3/09/2010	32618.94	4541.2	FALSE
6/09/2010	32941.06	4575.54	FALSE
7/09/2010	32924.86	4573.24	FALSE
8/09/2010	32669.28	4537.16	FALSE
9/09/2010	32996.16	4582.24	FALSE
10/09/2010	32840.69	4560.25	FALSE
13/09/2010	33269.26	4614.93	FALSE
14/09/2010	33352.38	4626.46	FALSE
15/09/2010	33605.01	4661.5	FALSE
16/09/2010	33206	4605.32	FALSE
17/09/2010	33449.31	4638.89	FALSE
20/09/2010	33400.94	4631.35	FALSE
21/09/2010	33301.79	4617.52	FALSE
22/09/2010	33357.31	4625.22	FALSE
23/09/2010	33418.11	4633.65	FALSE
24/09/2010	33196.03	4601.87	FALSE
27/09/2010	33734.87	4675.37	FALSE
28/09/2010	33694.38	4669.75	FALSE
29/09/2010	33517.89	4644.98	FALSE
30/09/2010	33069.97	4582.91	TRUE
1/10/2010	33045.21	4579.24	FALSE
4/10/2010	33377.57	4625.3	FALSE
5/10/2010	33247.47	4606.89	FALSE
6/10/2010	33824.07	4686.78	FALSE
7/10/2010	33859.08	4691.26	FALSE
8/10/2010	33787.99	4681.41	FALSE
11/10/2010	33904.33	4697.5	FALSE
12/10/2010	33331.86	4618.18	FALSE
13/10/2010	33344.11	4619.88	FALSE
14/10/2010	33915.96	4699.09	FALSE
15/10/2010	33842.82	4688.95	FALSE
18/10/2010	33575.3	4651.89	FALSE
19/10/2010	33602.64	4655.67	FALSE
20/10/2010	33380.47	4624.89	FALSE
21/10/2010	33366.07	4622.9	FALSE
22/10/2010	33548.88	4648.23	FALSE
25/10/2010	33994.63	4709.99	FALSE
26/10/2010	33836.58	4687.79	FALSE
27/10/2010	33550.43	4648.14	FALSE
28/10/2010	33817.15	4684.86	FALSE
29/10/2010	33659.48	4661.6	FALSE
1/11/2010	33925.82	4698.48	FALSE
2/11/2010	33946.76	4701.38	FALSE
3/11/2010	34099.83	4722.58	FALSE
4/11/2010	34322.24	4745.31	FALSE
5/11/2010	34722.4	4800.64	FALSE
8/11/2010	34639.15	4778.44	FALSE
9/11/2010	34367.15	4740.72	FALSE
10/11/2010	34070.61	4699.81	FALSE
11/11/2010	34285.08	4728.57	FALSE
12/11/2010	34078.3	4692.73	FALSE
15/11/2010	34046.21	4688.04	FALSE
16/11/2010	34135.03	4700.28	FALSE
17/11/2010	33582.92	4624.25	FALSE
18/11/2010	33701.35	4640.15	FALSE
19/11/2010	33621.85	4629.2	FALSE
22/11/2010	33727.45	4643.53	FALSE
23/11/2010	33331.86	4589.07	FALSE
24/11/2010	33299.77	4584.65	FALSE
25/11/2010	33363.49	4593.42	FALSE
26/11/2010	33399.21	4598.34	FALSE
29/11/2010	33545.71	4618.51	FALSE
30/11/2010	33298.68	4584.43	TRUE
1/12/2010	33315.19	4586.62	FALSE
2/12/2010	33966.13	4676.24	FALSE
3/12/2010	34096.74	4694.22	FALSE
6/12/2010	34056.05	4688.62	FALSE
7/12/2010	34333.7	4726.84	FALSE
8/12/2010	34138.12	4699.92	FALSE
9/12/2010	34441.28	4741.3	FALSE
10/12/2010	34475	4745.94	FALSE
13/12/2010	34556.2	4757.12	FALSE
14/12/2010	34626.98	4766.86	FALSE
15/12/2010	34633.66	4767.78	FALSE
16/12/2010	34751.28	4783.97	FALSE
17/12/2010	34600.26	4763.08	FALSE
20/12/2010	34407.75	4736.58	FALSE
21/12/2010	34664.01	4771.86	FALSE

22/12/2010	34711.77	4778.43	FALSE
23/12/2010	34909.71	4799.01	FALSE
24/12/2010	34751.48	4777.26	FALSE
29/12/2010	34736.68	4775.23	FALSE
30/12/2010	34846.91	4790.38	FALSE
31/12/2010	34518.53	4745.24	TRUE
4/01/2011	34498.45	4742.48	FALSE
5/01/2011	34298.06	4714.93	FALSE
6/01/2011	34371.18	4724.98	FALSE
7/01/2011	34226.1	4705.04	FALSE
10/01/2011	34278.87	4712.29	FALSE
11/01/2011	34267.06	4710.67	FALSE
12/01/2011	34365.53	4724.21	FALSE
13/01/2011	34882.23	4795.24	FALSE
14/01/2011	34928.27	4801.48	FALSE
17/01/2011	34648.85	4763.07	FALSE
18/01/2011	34930.67	4801.81	FALSE
19/01/2011	35168.88	4834.56	FALSE
20/01/2011	34798.79	4783.68	FALSE
21/01/2011	34594.88	4755.65	FALSE
24/01/2011	34815.94	4786.04	FALSE
25/01/2011	34974.38	4807.82	FALSE
27/01/2011	34961.81	4806.09	FALSE
28/01/2011	34734.82	4774.89	FALSE
31/01/2011	34582.28	4753.92	TRUE
1/02/2011	34569.11	4752.11	FALSE
2/02/2011	34892.12	4796.51	FALSE
3/02/2011	35067.15	4820.57	FALSE
4/02/2011	35373.72	4862.71	FALSE
7/02/2011	35416.23	4868.55	FALSE
8/02/2011	35601.46	4890.36	FALSE
9/02/2011	35706.29	4904.76	FALSE
10/02/2011	35776.74	4914.43	FALSE
11/02/2011	35534.51	4880.94	FALSE
14/02/2011	35998	4935.82	FALSE
15/02/2011	35968.22	4931.03	FALSE
16/02/2011	35962.18	4930.2	FALSE
17/02/2011	36027.46	4938.44	FALSE
18/02/2011	36016.64	4936.73	FALSE
21/02/2011	35800.19	4899.99	FALSE
22/02/2011	35514.76	4856.67	FALSE
23/02/2011	35441.73	4845.87	FALSE
24/02/2011	35185.08	4809.35	FALSE
25/02/2011	35386.79	4836.53	FALSE
28/02/2011	35394.9	4831.66	TRUE
1/03/2011	35365.65	4826.4	FALSE
2/03/2011	35214.44	4803.21	FALSE
3/03/2011	35251.6	4806.45	FALSE
4/03/2011	35706.2	4864.28	FALSE
7/03/2011	35277.24	4797.88	FALSE
8/03/2011	35362.53	4808.25	FALSE
9/03/2011	35067.21	4767.78	FALSE
10/03/2011	34566.88	4699.68	FALSE
11/03/2011	34170.05	4644.83	FALSE
14/03/2011	34034.46	4626.4	FALSE
15/03/2011	33317.6	4528.73	FALSE
16/03/2011	33534.52	4558.22	FALSE
17/03/2011	33513.24	4555.33	FALSE
18/03/2011	34040.56	4626.44	FALSE
21/03/2011	34185.16	4642.81	FALSE
22/03/2011	34189.78	4643.44	FALSE
23/03/2011	34256.44	4652.4	FALSE
24/03/2011	34604.07	4699.58	FALSE
25/03/2011	34926.74	4742.64	FALSE
28/03/2011	34863.36	4733.6	FALSE
29/03/2011	35026.92	4755.81	FALSE
30/03/2011	35515.55	4822.15	FALSE
31/03/2011	35632.05	4837.88	TRUE
1/04/2011	35808.44	4861.83	FALSE
4/04/2011	35992.67	4886.85	FALSE
5/04/2011	36090.52	4900.13	FALSE
6/04/2011	36187.01	4912.91	FALSE
7/04/2011	36151.78	4908.13	FALSE
8/04/2011	36390.69	4940.57	FALSE
11/04/2011	36617.69	4971.22	FALSE
12/04/2011	36083.43	4898.69	FALSE
13/04/2011	36174.08	4910.96	FALSE
14/04/2011	35977.29	4884.25	FALSE
15/04/2011	35740.79	4852.14	FALSE
18/04/2011	35812.32	4861.85	FALSE
19/04/2011	35307.28	4793.29	FALSE
20/04/2011	35791.12	4858.97	FALSE
21/04/2011	36194.98	4913.8	FALSE
27/04/2011	35893.72	4872.9	FALSE
28/04/2011	35894.69	4873.04	FALSE
29/04/2011	35527.91	4823.24	FALSE
2/05/2011	35544.26	4825.31	FALSE
3/05/2011	35246.25	4784.61	FALSE
4/05/2011	34918.51	4740.12	FALSE
5/05/2011	35020.91	4753.72	FALSE
6/05/2011	34942.26	4743.04	FALSE
9/05/2011	35054.29	4756.8	FALSE
10/05/2011	34825.57	4725.76	FALSE
11/05/2011	35227.11	4780.25	FALSE
12/05/2011	34658.67	4696.13	FALSE
13/05/2011	34772.72	4711.36	FALSE
16/05/2011	34391.31	4650	FALSE
17/05/2011	34642.14	4683.92	FALSE
18/05/2011	34714.72	4693.73	FALSE
19/05/2011	35178.29	4756.41	FALSE
20/05/2011	34999.19	4732.19	FALSE
23/05/2011	34340.03	4642.96	FALSE
24/05/2011	34235.68	4628.85	FALSE
25/05/2011	33909.12	4584.69	FALSE
26/05/2011	34473.46	4660.23	FALSE
27/05/2011	34649.2	4683.98	FALSE
30/05/2011	34527.53	4667.54	FALSE
31/05/2011	34829.07	4708.3	TRUE
1/06/2011	34821.56	4707.28	FALSE
2/06/2011	34087.66	4600.4	FALSE
3/06/2011	33959.19	4583.07	FALSE
6/06/2011	33856.03	4569.14	FALSE
7/06/2011	33836.13	4566.34	FALSE

8/06/2011	33617.02	4536.77	FALSE
9/06/2011	33712.33	4549.64	FALSE
10/06/2011	33804.79	4562.11	FALSE
14/06/2011	33974.02	4584.95	FALSE
15/06/2011	33839.28	4566.77	FALSE
16/06/2011	33190.76	4479.25	FALSE
17/06/2011	33232.86	4484.93	FALSE
20/06/2011	32990.82	4451.75	FALSE
21/06/2011	33409.16	4508.2	FALSE
22/06/2011	33589.96	4532.6	FALSE
23/06/2011	33352.25	4500.52	FALSE
24/06/2011	33459.54	4508.11	FALSE
27/06/2011	33115.76	4461.79	FALSE
28/06/2011	33208.36	4474.27	FALSE
29/06/2011	33618.17	4529.48	FALSE
30/06/2011	34200.68	4607.97	TRUE
1/07/2011	34077.1	4591.19	FALSE
4/07/2011	34222.27	4610.75	FALSE
5/07/2011	34128.52	4598.12	FALSE
6/07/2011	34179.9	4605.04	FALSE
7/07/2011	34184.14	4605.52	FALSE
8/07/2011	34549.41	4654.73	FALSE
11/07/2011	34011.8	4582.3	FALSE
12/07/2011	33367.07	4495.44	FALSE
13/07/2011	33510.51	4514.77	FALSE
14/07/2011	33332.18	4490.74	FALSE
15/07/2011	33204.34	4473.52	FALSE
18/07/2011	33192.86	4471.97	FALSE
19/07/2011	33164.47	4468.15	FALSE
20/07/2011	33769.84	4549.71	FALSE
21/07/2011	33816.75	4556.03	FALSE
22/07/2011	34164.31	4602.85	FALSE
25/07/2011	33626.21	4530.36	FALSE
26/07/2011	33945.21	4573.33	FALSE
27/07/2011	33678.24	4537.37	FALSE
28/07/2011	33132.01	4463.77	FALSE
29/07/2011	32841.59	4424.65	FALSE
1/08/2011	33384.67	4497.81	FALSE
2/08/2011	32908.31	4433.63	FALSE
3/08/2011	32160.11	4332.83	FALSE
4/08/2011	31742.76	4276.52	FALSE
5/08/2011	30472.6	4105.39	FALSE
8/08/2011	29587.07	3986.09	FALSE
9/08/2011	29948.71	4034.81	FALSE
10/08/2011	30768.76	4141.29	FALSE
11/08/2011	30765.98	4140.81	FALSE
12/08/2011	31005.98	4172.62	FALSE
15/08/2011	31917.43	4282.86	FALSE
16/08/2011	31656.44	4247.26	FALSE
17/08/2011	32079.49	4303.9	FALSE
18/08/2011	31686.43	4251.17	FALSE
19/08/2011	30578.23	4101.94	FALSE
22/08/2011	30498.54	4082.26	FALSE
23/08/2011	31217.14	4173.44	FALSE
24/08/2011	31179.26	4167.58	FALSE
25/08/2011	31539.08	4212.84	FALSE
26/08/2011	31445.24	4200.02	FALSE
29/08/2011	31958.01	4263.28	FALSE
30/08/2011	32002.8	4269.18	FALSE
31/08/2011	32214.85	4296.55	TRUE
1/09/2011	32322.45	4307.47	FALSE
2/09/2011	31846.26	4242.88	FALSE
5/09/2011	31165.34	4141.94	FALSE
6/09/2011	30668.01	4075.54	FALSE
7/09/2011	31479.6	4183.4	FALSE
8/09/2011	31515.33	4187.97	FALSE
9/09/2011	31567.35	4194.72	FALSE
12/09/2011	30426.35	4038.5	FALSE
13/09/2011	30683.71	4072.66	FALSE
14/09/2011	30179.77	4005.77	FALSE
15/09/2011	30684.81	4071.73	FALSE
16/09/2011	31270.96	4149.39	FALSE
19/09/2011	30768.27	4081.48	FALSE
20/09/2011	30458.16	4040.25	FALSE
21/09/2011	30696.05	4071.8	FALSE
22/09/2011	29891.24	3964.91	FALSE
23/09/2011	29426.26	3903.16	FALSE
26/09/2011	29145.71	3863.89	FALSE
27/09/2011	30206.85	4004.56	FALSE
28/09/2011	30470.55	4039.52	FALSE
29/09/2011	30234.77	4008.26	FALSE
30/09/2011	30239.41	4008.6	TRUE
3/10/2011	29397.66	3897.02	FALSE
4/10/2011	29212.13	3872.11	FALSE
5/10/2011	29622.38	3926.49	FALSE
6/10/2011	30704.23	4069.89	FALSE
7/10/2011	31405.67	4162.86	FALSE
10/10/2011	31693.94	4201.02	FALSE
11/10/2011	31894.63	4227.62	FALSE
12/10/2011	31719.07	4204.33	FALSE
13/10/2011	32022.93	4244.54	FALSE
14/10/2011	31729.47	4205.64	FALSE
17/10/2011	32255.81	4275.41	FALSE
18/10/2011	31588.03	4186.89	FALSE
19/10/2011	31790.4	4213.72	FALSE
20/10/2011	31271.49	4144.94	FALSE
21/10/2011	31248.43	4141.88	FALSE
24/10/2011	32102.23	4255.05	FALSE
25/10/2011	31897.29	4227.88	FALSE
26/10/2011	32007.85	4242.54	FALSE
27/10/2011	32804.84	4348.18	FALSE
28/10/2011	32846.67	4353.27	FALSE
31/10/2011	32430.57	4298.12	TRUE
1/11/2011	31938.52	4232.9	FALSE
2/11/2011	31574.35	4184.64	FALSE
3/11/2011	31477.53	4171.81	FALSE
4/11/2011	32302.32	4281.12	FALSE
7/11/2011	32327.5	4273.41	FALSE
8/11/2011	32482.04	4293.84	FALSE
9/11/2011	32879.98	4346.06	FALSE
10/11/2011	32233.24	4244.11	FALSE
11/11/2011	32631.34	4296.52	FALSE
14/11/2011	32698.63	4304.58	FALSE

15/11/2011	32554.81	4285.65	FALSE
16/11/2011	32264.3	4247.4	FALSE
17/11/2011	32350.77	4258.23	FALSE
18/11/2011	31733.38	4176.97	FALSE
21/11/2011	31630.84	4163.03	FALSE
22/11/2011	31402.69	4133	FALSE
23/11/2011	30779.8	4051.02	FALSE
24/11/2011	30728.07	4044.21	FALSE
25/11/2011	30273.18	3984.34	FALSE
28/11/2011	30834.36	4058.2	FALSE
29/11/2011	31167.94	4102.1	FALSE
30/11/2011	31302.54	4119.82	TRUE
1/12/2011	32130.38	4228.65	FALSE
2/12/2011	32581.37	4288	FALSE
5/12/2011	32834.55	4321.32	FALSE
6/12/2011	32383.64	4261.98	FALSE
7/12/2011	32617.24	4292.46	FALSE
8/12/2011	32527.71	4280.67	FALSE
9/12/2011	31940.43	4203.02	FALSE
12/12/2011	32319.65	4252.85	FALSE
13/12/2011	31867.88	4193.4	FALSE
14/12/2011	31845.83	4190.5	FALSE
15/12/2011	31460.91	4139.85	FALSE
16/12/2011	31608.67	4159.22	FALSE
19/12/2011	30857.46	4060.37	FALSE
20/12/2011	30802.17	4053.1	FALSE
21/12/2011	31458.92	4139.52	FALSE
22/12/2011	31139.92	4090.82	FALSE
23/12/2011	31517.42	4140.41	FALSE
28/12/2011	31124.22	4088.76	FALSE
29/12/2011	30989.6	4071.07	FALSE
30/12/2011	30879.12	4056.56	FALSE
3/01/2012	31218.59	4101.16	FALSE
4/01/2012	31878.44	4187.84	FALSE
5/01/2012	31534.7	4142.68	FALSE
6/01/2012	31274.64	4108.52	FALSE
9/01/2012	31251.26	4105.45	FALSE
10/01/2012	31607.42	4152.24	FALSE
11/01/2012	31876.03	4187.52	FALSE
12/01/2012	31826.35	4181	FALSE
13/01/2012	31939.71	4195.89	FALSE
16/01/2012	31569.36	4147.24	FALSE
17/01/2012	32090.01	4215.63	FALSE
18/01/2012	32107.11	4217.88	FALSE
19/01/2012	32083.47	4214.77	FALSE
20/01/2012	32273.37	4239.63	FALSE
23/01/2012	32162.74	4225.1	FALSE
24/01/2012	32156.08	4224.23	FALSE
25/01/2012	32514.7	4271.34	FALSE
27/01/2012	32644.35	4288.37	FALSE
30/01/2012	32525.38	4272.74	FALSE
31/01/2012	32448.82	4262.68	TRUE
1/02/2012	32167.04	4225.67	FALSE
2/02/2012	32488.13	4267.85	FALSE
3/02/2012	32361.2	4251.17	FALSE
6/02/2012	32702.33	4295.98	FALSE
7/02/2012	32536.47	4274.2	FALSE
8/02/2012	32662.19	4290.71	FALSE
9/02/2012	32627.02	4282.87	FALSE
10/02/2012	32341.05	4245.33	FALSE
13/02/2012	32645.3	4285.13	FALSE
14/02/2012	32326.51	4242.83	FALSE
15/02/2012	32407.04	4253.4	FALSE
16/02/2012	31862.64	4181.86	FALSE
17/02/2012	31970.99	4195.88	FALSE
20/02/2012	32557.85	4256.11	FALSE
21/02/2012	32855.24	4291.2	FALSE
22/02/2012	32872.03	4293.11	FALSE
23/02/2012	32827.08	4286.19	FALSE
24/02/2012	32993.6	4306.78	FALSE
27/02/2012	32799.84	4267.37	FALSE
28/02/2012	32773.02	4262.74	FALSE
29/02/2012	33068.21	4298.55	TRUE
1/03/2012	32750.32	4255.55	FALSE
2/03/2012	32887.44	4273.11	FALSE
5/03/2012	32849.1	4262.97	FALSE
6/03/2012	32401.74	4204.73	FALSE
7/03/2012	31934.55	4143.66	FALSE
8/03/2012	32149.48	4171.04	FALSE
9/03/2012	32471.95	4211.99	FALSE
12/03/2012	32353.99	4196.69	FALSE
13/03/2012	32746.82	4247.62	FALSE
14/03/2012	33058.03	4287.18	FALSE
15/03/2012	32986.51	4277.77	FALSE
16/03/2012	32974.65	4276.16	FALSE
19/03/2012	33115.46	4290.8	FALSE
20/03/2012	32993.71	4275.02	FALSE
21/03/2012	32833.41	4254.25	FALSE
22/03/2012	32984.41	4273.68	FALSE
23/03/2012	32960.69	4270.39	FALSE
26/03/2012	32911.7	4262.8	FALSE
27/03/2012	33209.19	4301.33	FALSE
28/03/2012	33535.61	4343.51	FALSE
29/03/2012	33492.3	4337.9	FALSE
30/03/2012	33472.33	4335.24	FALSE
2/04/2012	33426.24	4329.27	FALSE
3/04/2012	33486.19	4337.04	FALSE
4/04/2012	33463.39	4333.86	FALSE
5/04/2012	33356.08	4319.85	FALSE
10/04/2012	33143.6	4292.26	FALSE
11/04/2012	32787.6	4246.13	FALSE
12/04/2012	33054.11	4280.64	FALSE
13/04/2012	33383.59	4323.31	FALSE
16/04/2012	33221.63	4302.33	FALSE
17/04/2012	33117.02	4288.79	FALSE
18/04/2012	33579.38	4348.66	FALSE
19/04/2012	33688	4362.73	FALSE
20/04/2012	33717.12	4366.5	FALSE
23/04/2012	33608.47	4352.43	FALSE
24/04/2012	33670.36	4360.45	FALSE
26/04/2012	33784.29	4375.2	FALSE
27/04/2012	33682.75	4362.05	FALSE
30/04/2012	33950.94	4396.58	TRUE

1/05/2012	34205.22	4429.51	FALSE
2/05/2012	34257.11	4435.91	FALSE
3/05/2012	34203.43	4428.96	FALSE
4/05/2012	33949.2	4396.04	FALSE
7/05/2012	33228.46	4301.29	FALSE
8/05/2012	33329.33	4314.35	FALSE
9/05/2012	33025.97	4275.08	FALSE
10/05/2012	33241.31	4295.55	FALSE
11/05/2012	33160.2	4285.07	FALSE
14/05/2012	33333.6	4296.99	FALSE
15/05/2012	33095.32	4266.28	FALSE
16/05/2012	32313.77	4165.53	FALSE
17/05/2012	32250.82	4157.41	FALSE
18/05/2012	31391.84	4046.46	FALSE
21/05/2012	31603.46	4073.62	FALSE
22/05/2012	31971.05	4121	FALSE
23/05/2012	31552.35	4067.04	FALSE
24/05/2012	31467.38	4055.85	FALSE
25/05/2012	31260.99	4029.25	FALSE
28/05/2012	31566.34	4068.02	FALSE
29/05/2012	31926.28	4114.41	FALSE
30/05/2012	31769.67	4094.23	FALSE
31/05/2012	31695.6	4076.26	TRUE
1/06/2012	31599.36	4063.88	FALSE
4/06/2012	30989.03	3985.03	FALSE
5/06/2012	31445.25	4043.69	FALSE
6/06/2012	31535.45	4055.29	FALSE
7/06/2012	31950.94	4108.57	FALSE
8/06/2012	31601.96	4063.69	FALSE
12/06/2012	31673.39	4072.88	FALSE
13/06/2012	31602.68	4063.79	FALSE
14/06/2012	31435.1	4042.24	FALSE
15/06/2012	31552.49	4057.33	FALSE
18/06/2012	32171.27	4136.9	FALSE
19/06/2012	32065.73	4123.33	FALSE
20/06/2012	32136.6	4132.44	FALSE
21/06/2012	31787.61	4087.57	FALSE
22/06/2012	31481.55	4048.21	FALSE
25/06/2012	31383.88	4027.81	FALSE
26/06/2012	31270.8	4013.3	FALSE
27/06/2012	31503.56	4043.17	FALSE
28/06/2012	31516.52	4044.84	FALSE
29/06/2012	31904.52	4094.63	FALSE
2/07/2012	32204.43	4133	FALSE
3/07/2012	32163.48	4127.22	FALSE
4/07/2012	32513.7	4172.16	FALSE
5/07/2012	32490.6	4169.19	FALSE
6/07/2012	32402.63	4157.81	FALSE
9/07/2012	32094.49	4118.27	FALSE
10/07/2012	31936.7	4098.02	FALSE
11/07/2012	31925.16	4096.54	FALSE
12/07/2012	31702.52	4067.97	FALSE
13/07/2012	31813.76	4082.25	FALSE
16/07/2012	31991.9	4105.1	FALSE
17/07/2012	32270.08	4140.8	FALSE
18/07/2012	32136.04	4123.6	FALSE
19/07/2012	32783.61	4206.69	FALSE
20/07/2012	32724.62	4199.12	FALSE
23/07/2012	32177.67	4128.94	FALSE
24/07/2012	32211.11	4133.23	FALSE
25/07/2012	32138.75	4123.95	FALSE
26/07/2012	32324.12	4147.73	FALSE
27/07/2012	32807.59	4209.77	FALSE
30/07/2012	33087.67	4245.71	FALSE
31/07/2012	33270.37	4269.15	TRUE
1/08/2012	33220.9	4262.76	FALSE
2/08/2012	33273.71	4269.54	FALSE
3/08/2012	32899.18	4221.48	FALSE
6/08/2012	33297.46	4272.59	FALSE
7/08/2012	33445.36	4291.56	FALSE
8/08/2012	33608.99	4312.56	FALSE
9/08/2012	33575.59	4308.28	FALSE
10/08/2012	33334.21	4277.3	FALSE
13/08/2012	33407.88	4283.29	FALSE
14/08/2012	33480.26	4292.17	FALSE
15/08/2012	33404.46	4281.22	FALSE
16/08/2012	33791.66	4330.17	FALSE
17/08/2012	34103.3	4370.1	FALSE
20/08/2012	34218.69	4364.29	FALSE
21/08/2012	34405.24	4383.38	FALSE
22/08/2012	34352.35	4376.04	FALSE
23/08/2012	34417.42	4383.7	FALSE
24/08/2012	34163.32	4348.99	FALSE
27/08/2012	34154.15	4343.7	FALSE
28/08/2012	34297.61	4359.38	FALSE
29/08/2012	34274.53	4356.44	FALSE
30/08/2012	33975.09	4315.67	FALSE
31/08/2012	33981.77	4316.11	TRUE
3/09/2012	34177.05	4329.67	FALSE
4/09/2012	33975.34	4303.51	FALSE
5/09/2012	33782.69	4278.77	FALSE
6/09/2012	34058.16	4312.89	FALSE
7/09/2012	34161.67	4325.84	FALSE
10/09/2012	34260.83	4333.76	FALSE
11/09/2012	34199.48	4325.79	FALSE
12/09/2012	34479.88	4361.25	FALSE
13/09/2012	34308.66	4339.42	FALSE
14/09/2012	34708.2	4389.96	FALSE
17/09/2012	34826.82	4402.53	FALSE
18/09/2012	34768.12	4394.73	FALSE
19/09/2012	34955.08	4418.36	FALSE
20/09/2012	34787.9	4397.23	FALSE
21/09/2012	34877.1	4408.29	FALSE
24/09/2012	34709.41	4385.47	FALSE
25/09/2012	34609.61	4372.86	FALSE
26/09/2012	34521.17	4361.6	FALSE
27/09/2012	34699.78	4384.17	FALSE
28/09/2012	34723.66	4387.02	FALSE
1/10/2012	34736.37	4388.62	FALSE
2/10/2012	35087.9	4432.98	FALSE
3/10/2012	35133.26	4438.56	FALSE
4/10/2012	35242.45	4452.35	FALSE
5/10/2012	35575.11	4494.38	FALSE

8/10/2012	35477.15	4481.86	FALSE
9/10/2012	35663.1	4505.35	FALSE
10/10/2012	35547.72	4490.74	FALSE
11/10/2012	35490.63	4483.53	FALSE
12/10/2012	35514.79	4486.58	FALSE
15/10/2012	35490.02	4483.43	FALSE
16/10/2012	35553.9	4491.5	FALSE
17/10/2012	35844.49	4528.21	FALSE
18/10/2012	36091.68	4559.44	FALSE
19/10/2012	36183.82	4571.08	FALSE
22/10/2012	35946.81	4541	FALSE
23/10/2012	35965.74	4543.07	FALSE
24/10/2012	35670.81	4505.82	FALSE
25/10/2012	35707.89	4510.5	FALSE
26/10/2012	35406.1	4472.38	FALSE
29/10/2012	35442.31	4476.86	FALSE
30/10/2012	35512.2	4485.69	FALSE
31/10/2012	35760.08	4517	TRUE
1/11/2012	35290.23	4457.65	FALSE
2/11/2012	35317.64	4460.05	FALSE
5/11/2012	35429.03	4474.12	FALSE
6/11/2012	35513.59	4484.8	FALSE
7/11/2012	35764.32	4516.46	FALSE
8/11/2012	35576.14	4483.82	FALSE
9/11/2012	35555.29	4462.02	FALSE
12/11/2012	35443.8	4448.03	FALSE
13/11/2012	34900.13	4379.8	FALSE
14/11/2012	34968.8	4388.37	FALSE
15/11/2012	34659.74	4349.25	FALSE
16/11/2012	34568.68	4336.85	FALSE
19/11/2012	34764.77	4361.45	FALSE
20/11/2012	34964.89	4385.68	FALSE
21/11/2012	34835.9	4369.5	FALSE
22/11/2012	35183.28	4413.07	FALSE
23/11/2012	35182.81	4413.01	FALSE
26/11/2012	35272.86	4424.19	FALSE
27/11/2012	35534.58	4456.83	FALSE
28/11/2012	35458.69	4447.31	FALSE
29/11/2012	35703.57	4477.73	FALSE
30/11/2012	35929.26	4506.04	TRUE
3/12/2012	36132.69	4531.51	FALSE
4/12/2012	35909.96	4503.57	FALSE
5/12/2012	36044.12	4520.4	FALSE
6/12/2012	35955.97	4509.34	FALSE
7/12/2012	36294.16	4551.76	FALSE
10/12/2012	36346.77	4557.95	FALSE
11/12/2012	36490.77	4576	FALSE
12/12/2012	36553.7	4583.81	FALSE
13/12/2012	36545.58	4582.79	FALSE
14/12/2012	36548.1	4583.11	FALSE
17/12/2012	36470.64	4573.4	FALSE
18/12/2012	36644.56	4595.2	FALSE
19/12/2012	36824.83	4617.78	FALSE
20/12/2012	36955.05	4634.11	FALSE
21/12/2012	36931.87	4623.58	FALSE
24/12/2012	37024.61	4635.19	FALSE
27/12/2012	37126.65	4647.96	FALSE
28/12/2012	37313.06	4671.3	FALSE
31/12/2012	37134.53	4648.95	TRUE
2/01/2013	37589.75	4705.94	FALSE
3/01/2013	37867.26	4740.68	FALSE
4/01/2013	37732.26	4723.78	FALSE
7/01/2013	37683.37	4717.32	FALSE
8/01/2013	37467.09	4690.25	FALSE
9/01/2013	37609.99	4708.14	FALSE
10/01/2013	37728.37	4722.96	FALSE
11/01/2013	37620.76	4709.49	FALSE
14/01/2013	37702.4	4719.71	FALSE
15/01/2013	37677.22	4716.55	FALSE
16/01/2013	37852.08	4738.44	FALSE
17/01/2013	37997.32	4756.63	FALSE
18/01/2013	38113.95	4771.23	FALSE
21/01/2013	38164.05	4777.5	FALSE
22/01/2013	38177.4	4779.08	FALSE
23/01/2013	38247.29	4787.83	FALSE
24/01/2013	38426.21	4810.22	FALSE
25/01/2013	38625.52	4835.17	FALSE
29/01/2013	39055.31	4888.98	FALSE
30/01/2013	39116.96	4896.69	FALSE
31/01/2013	38973.87	4878.78	TRUE
1/02/2013	39311.91	4921.1	FALSE
4/02/2013	39203.42	4907.52	FALSE
5/02/2013	39005.34	4882.72	FALSE
6/02/2013	39310.77	4920.95	FALSE
7/02/2013	39428.58	4935.7	FALSE
8/02/2013	39738.56	4971.3	FALSE
11/02/2013	39644.3	4959.5	FALSE
12/02/2013	39642.8	4958.99	FALSE
13/02/2013	40000.35	5003.66	FALSE
14/02/2013	40266.56	5036.88	FALSE
15/02/2013	40244.46	5033.92	FALSE
18/02/2013	40625.64	5063.42	FALSE
19/02/2013	40807.42	5081.9	FALSE
20/02/2013	40944.55	5098.71	FALSE
21/02/2013	39998.95	4980.09	FALSE
22/02/2013	40311.45	5018.14	FALSE
25/02/2013	40649.52	5055.77	FALSE
26/02/2013	40241.06	5003.57	FALSE
27/02/2013	40510.98	5036.59	FALSE
28/02/2013	41067.34	5104.08	TRUE
1/03/2013	40932.09	5086.13	FALSE
4/03/2013	40426.09	5010.52	FALSE
5/03/2013	40965.05	5075.36	FALSE
6/03/2013	41319.12	5116.79	FALSE
7/03/2013	41263.89	5109.2	FALSE
8/03/2013	41384.67	5123.44	FALSE
11/03/2013	41574.2	5146.91	FALSE
12/03/2013	41339.65	5117.87	FALSE
13/03/2013	41133.99	5092.4	FALSE
14/03/2013	40648.34	5032.22	FALSE
15/03/2013	41360.16	5120.24	FALSE
18/03/2013	40545.46	5015.4	FALSE
19/03/2013	40319.85	4987.4	FALSE

20/03/2013	40157.76	4967.35	FALSE
21/03/2013	40096.21	4959.41	FALSE
22/03/2013	40167.09	4967.26	FALSE
25/03/2013	40352.56	4990.2	FALSE
26/03/2013	40029.49	4950.25	FALSE
27/03/2013	40391.33	4994.99	FALSE
28/03/2013	40160.92	4966.5	FALSE
2/04/2013	40315.81	4985.51	FALSE
3/04/2013	40090.76	4957.68	FALSE
4/04/2013	39733.34	4913.48	FALSE
5/04/2013	39556.74	4891.43	FALSE
8/04/2013	39671.48	4905.49	FALSE
9/04/2013	40248.52	4976.84	FALSE
10/04/2013	40177.9	4968	FALSE
11/04/2013	40493.9	5007.07	FALSE
12/04/2013	40546.2	5013.54	FALSE
15/04/2013	40177.77	4967.91	FALSE
16/04/2013	40039.79	4950.85	FALSE
17/04/2013	40474.16	5004.55	FALSE
18/04/2013	39826.04	4924.42	FALSE
19/04/2013	39886.66	4931.91	FALSE
22/04/2013	40166.8	4966.55	FALSE
23/04/2013	40568.6	5016.23	FALSE
24/04/2013	41265.72	5102.43	FALSE
26/04/2013	41225.91	5097.51	FALSE
29/04/2013	41454.77	5125.81	FALSE
30/04/2013	41983.8	5191.22	TRUE
1/05/2013	41781.31	5166.18	FALSE
2/05/2013	41491.28	5129.97	FALSE
3/05/2013	41490.27	5129.5	FALSE
6/05/2013	41708.02	5156.2	FALSE
7/05/2013	41607.18	5143.74	FALSE
8/05/2013	42060.27	5199.75	FALSE
9/05/2013	42115.79	5198.38	FALSE
10/05/2013	42178.25	5206.09	FALSE
13/05/2013	42315.74	5210.34	FALSE
14/05/2013	42402.24	5220.99	FALSE
15/05/2013	42164.47	5191.66	FALSE
16/05/2013	41953.32	5165.66	FALSE
17/05/2013	42077.93	5180.77	FALSE
20/05/2013	42308.41	5209.03	FALSE
21/05/2013	42073.05	5180.06	FALSE
22/05/2013	41953.72	5165.36	FALSE
23/05/2013	41119.97	5062.45	FALSE
24/05/2013	40478.71	4983.5	FALSE
27/05/2013	40286.67	4959.86	FALSE
28/05/2013	40379.09	4970.65	FALSE
29/05/2013	40412.21	4974.73	FALSE
30/05/2013	40127.23	4930.68	FALSE
31/05/2013	40093.75	4926.57	TRUE
3/06/2013	39783.54	4888.31	FALSE
4/06/2013	39885.27	4900.81	FALSE
5/06/2013	39351.37	4835.21	FALSE
6/06/2013	38911.97	4781.17	FALSE
7/06/2013	38561.31	4737.7	FALSE
11/06/2013	38718.86	4757.06	FALSE
12/06/2013	38453.46	4724.45	FALSE
13/06/2013	38219.92	4695.76	FALSE
14/06/2013	39001.27	4791.76	FALSE
17/06/2013	39279.02	4825.88	FALSE
18/06/2013	39185.16	4814.35	FALSE
19/06/2013	39567.96	4861.38	FALSE
20/06/2013	38729.67	4758.39	FALSE
21/06/2013	38570.24	4738.8	FALSE
24/06/2013	38070.44	4669.14	FALSE
25/06/2013	37962.94	4655.96	FALSE
26/06/2013	38580.63	4731.72	FALSE
27/06/2013	39229.38	4811.28	FALSE
28/06/2013	39163.27	4802.59	FALSE
1/07/2013	38412.11	4710.29	FALSE
2/07/2013	39420.98	4834	FALSE
3/07/2013	38688.04	4744.13	FALSE
4/07/2013	39100.8	4794.74	FALSE
5/07/2013	39484.88	4841.75	FALSE
8/07/2013	39222.14	4809.53	FALSE
9/07/2013	39810.32	4881.65	FALSE
10/07/2013	39970.99	4901.36	FALSE
11/07/2013	40495.72	4965.7	FALSE
12/07/2013	40562.47	4973.89	FALSE
15/07/2013	40621.36	4981.11	FALSE
16/07/2013	40661.41	4986.02	FALSE
17/07/2013	40626.07	4981.68	FALSE
18/07/2013	40721.8	4993.42	FALSE
19/07/2013	40547.86	4972.09	FALSE
22/07/2013	40790.64	5001.86	FALSE
23/07/2013	40914.97	5017.11	FALSE
24/07/2013	41061.45	5035.07	FALSE
25/07/2013	41065.86	5035.61	FALSE
26/07/2013	41118.17	5042.03	FALSE
29/07/2013	41153.24	5046.33	FALSE
30/07/2013	41160.7	5047.24	FALSE
31/07/2013	41199.66	5051.98	TRUE
1/08/2013	41277.24	5061.49	FALSE
2/08/2013	41727.98	5116.76	FALSE
5/08/2013	41683.05	5111.25	FALSE
6/08/2013	41637.2	5105.63	FALSE
7/08/2013	40867.92	5011.3	FALSE
8/08/2013	41304.22	5064.8	FALSE
9/08/2013	41253.34	5055.21	FALSE
12/08/2013	41689.79	5108.65	FALSE
13/08/2013	42090.6	5157.7	FALSE
14/08/2013	42106.59	5157.42	FALSE
15/08/2013	42068.07	5152.37	FALSE
16/08/2013	41753.66	5113.86	FALSE
19/08/2013	41910.56	5112.53	FALSE
20/08/2013	41673.06	5078.18	FALSE
21/08/2013	41852.36	5099.99	FALSE
22/08/2013	41658.28	5075.75	FALSE
23/08/2013	42059.96	5123.36	FALSE
26/08/2013	42197.7	5135.4	FALSE
27/08/2013	42265.18	5141.22	FALSE
28/08/2013	41823.43	5087.16	FALSE
29/08/2013	41877.95	5092.41	FALSE

30/08/2013	42231.38	5134.96	FALSE
2/09/2013	42789.11	5188.28	FALSE
3/09/2013	42861.13	5196.57	FALSE
4/09/2013	42575.31	5161.64	FALSE
5/09/2013	42445.47	5142.51	FALSE
6/09/2013	42467.92	5144.99	FALSE
9/09/2013	42822.78	5181.47	FALSE
10/09/2013	42988.83	5201.17	FALSE
11/09/2013	43263.4	5234.39	FALSE
12/09/2013	43332.12	5242.54	FALSE
13/09/2013	43143.8	5219.63	FALSE
16/09/2013	43383.98	5247.99	FALSE
17/09/2013	43412.1	5251.24	FALSE
18/09/2013	43305.36	5238.14	FALSE
19/09/2013	43779.98	5295.55	FALSE
20/09/2013	43624.67	5276.69	FALSE
23/09/2013	43431.49	5252.46	FALSE
24/09/2013	43283	5234.16	FALSE
25/09/2013	43628.47	5275.94	FALSE
26/09/2013	43781.59	5294.46	FALSE
27/09/2013	43885.83	5307.06	FALSE
30/09/2013	43157.87	5218.88	TRUE
1/10/2013	43057.98	5206.8	FALSE
2/10/2013	43130.4	5215.56	FALSE
3/10/2013	43292.11	5234.89	FALSE
4/10/2013	43070.58	5208.02	FALSE
7/10/2013	42682.67	5161.11	FALSE
8/10/2013	42588.26	5149.44	FALSE
9/10/2013	42617.95	5152.99	FALSE
10/10/2013	42569.6	5147.14	FALSE
11/10/2013	43262.09	5230.87	FALSE
14/10/2013	43072.09	5207.86	FALSE
15/10/2013	43496.24	5259.15	FALSE
16/10/2013	43527.35	5262.91	FALSE
17/10/2013	43694.36	5283.1	FALSE
18/10/2013	44011.66	5321.47	FALSE
21/10/2013	44262.3	5351.77	FALSE
22/10/2013	44439.08	5373.15	FALSE
23/10/2013	44298.07	5356.1	FALSE
24/10/2013	44436.93	5372.89	FALSE
25/10/2013	44548.25	5386.35	FALSE
28/10/2013	45004.54	5441.41	FALSE
29/10/2013	44790.46	5415.53	FALSE
30/10/2013	44917.23	5430.85	FALSE
31/10/2013	44872.92	5425.5	TRUE
1/11/2013	44754.38	5411.12	FALSE
4/11/2013	44584.08	5390.53	FALSE
5/11/2013	44926.74	5431.96	FALSE
6/11/2013	44941.98	5433.8	FALSE
7/11/2013	45009.14	5422.04	FALSE
8/11/2013	44924.32	5400.66	FALSE
11/11/2013	44823.42	5387.14	FALSE
12/11/2013	44872.94	5393.09	FALSE
13/11/2013	44258.59	5319.18	FALSE
14/11/2013	44560.23	5355.43	FALSE
15/11/2013	44944.98	5401.67	FALSE
18/11/2013	44805.49	5384.66	FALSE
19/11/2013	44548.92	5352.9	FALSE
20/11/2013	44172.44	5307.66	FALSE
21/11/2013	44014.64	5288.32	FALSE
22/11/2013	44411.92	5335.91	FALSE
25/11/2013	44552.77	5352.83	FALSE
26/11/2013	44589.08	5357.01	FALSE
27/11/2013	44388.17	5332.87	FALSE
28/11/2013	44400.36	5334.34	FALSE
29/11/2013	44285.13	5320.05	FALSE
2/12/2013	43947.73	5279.52	FALSE
3/12/2013	43752.56	5256.07	FALSE
4/12/2013	43899.73	5273.75	FALSE
5/12/2013	43268.82	5197.96	FALSE
6/12/2013	43169.43	5186.02	FALSE
9/12/2013	42823.18	5144.42	FALSE
10/12/2013	42815.94	5143.55	FALSE
11/12/2013	42488.77	5104.25	FALSE
12/12/2013	42141.37	5062.52	FALSE
13/12/2013	42441.6	5098.43	FALSE
16/12/2013	42368.4	5089.63	FALSE
17/12/2013	42481.51	5103.19	FALSE
18/12/2013	42422.49	5096.1	FALSE
19/12/2013	43306.27	5202.23	FALSE
20/12/2013	43830.59	5265.22	FALSE
23/12/2013	44129.77	5291.95	FALSE
24/12/2013	44424.12	5327.25	FALSE
27/12/2013	44400.32	5324.06	FALSE
30/12/2013	44673.35	5356.8	FALSE
31/12/2013	44635.11	5352.21	TRUE
2/01/2014	44766.01	5367.91	FALSE
3/01/2014	44617.46	5350.1	FALSE
6/01/2014	44407.13	5324.88	FALSE
7/01/2014	44341.33	5316.99	FALSE
8/01/2014	44333.5	5316.05	FALSE
9/01/2014	44403.24	5324.41	FALSE
10/01/2014	44302.95	5312.38	FALSE
13/01/2014	44133.58	5292.08	FALSE
14/01/2014	43466.2	5212.05	FALSE
15/01/2014	43744.57	5245.43	FALSE
16/01/2014	44275.32	5309.07	FALSE
17/01/2014	44249.42	5305.87	FALSE
20/01/2014	44159.16	5295.05	FALSE
21/01/2014	44462.87	5331.46	FALSE
22/01/2014	44365.31	5319.77	FALSE
23/01/2014	43891.8	5262.99	FALSE
24/01/2014	43707.86	5240.93	FALSE
28/01/2014	43158.92	5175.11	FALSE
29/01/2014	43608.41	5229.01	FALSE
30/01/2014	43266.94	5188.06	FALSE
31/01/2014	43283.12	5190	TRUE
3/02/2014	43265.68	5187.91	FALSE
4/02/2014	42508.05	5097.06	FALSE
5/02/2014	42284.93	5070.31	FALSE
6/02/2014	42794.42	5131.4	FALSE
7/02/2014	43114.22	5166.53	FALSE
10/02/2014	43581.22	5222.15	FALSE

11/02/2014	43853.16	5254.5	FALSE
12/02/2014	44318.44	5310.05	FALSE
13/02/2014	44302.86	5308.1	FALSE
14/02/2014	44705.19	5356.26	FALSE
17/02/2014	45028.31	5382.89	FALSE
18/02/2014	45115.96	5392.82	FALSE
19/02/2014	45244.96	5408.24	FALSE
20/02/2014	45280.31	5412.34	FALSE
21/02/2014	45510.83	5438.7	FALSE
24/02/2014	45658.94	5440.22	FALSE
25/02/2014	45628.91	5433.84	FALSE
26/02/2014	45660.75	5436.99	FALSE
27/02/2014	45479.6	5411.45	FALSE
28/02/2014	45435.69	5404.82	TRUE
3/03/2014	45367.83	5384.33	FALSE
4/03/2014	45506.59	5400.23	FALSE
5/03/2014	45925.21	5446.23	FALSE
6/03/2014	45928.38	5445.89	FALSE
7/03/2014	46084.37	5462.31	FALSE
10/03/2014	45655.87	5411.52	FALSE
11/03/2014	45675.44	5413.84	FALSE
12/03/2014	45427.92	5384.2	FALSE
13/03/2014	45668.33	5412.61	FALSE
14/03/2014	44967.78	5329.4	FALSE
17/03/2014	44904.7	5317.56	FALSE
18/03/2014	45132.69	5344.56	FALSE
19/03/2014	45225.86	5355.6	FALSE
20/03/2014	44705.92	5294	FALSE
21/03/2014	45078.17	5338.08	FALSE
24/03/2014	45159.07	5346.89	FALSE
25/03/2014	45075	5336.62	FALSE
26/03/2014	45414	5376.75	FALSE
27/03/2014	45189.4	5350.09	FALSE
28/03/2014	45331.98	5366.94	FALSE
31/03/2014	45567.84	5394.83	TRUE
1/04/2014	45520.9	5389.17	FALSE
2/04/2014	45640.26	5403.3	FALSE
3/04/2014	45698.29	5409.89	FALSE
4/04/2014	45809.42	5422.83	FALSE
7/04/2014	45733.86	5413.72	FALSE
8/04/2014	45707.72	5410.63	FALSE
9/04/2014	46157.14	5463.78	FALSE
10/04/2014	46301.16	5480.75	FALSE
11/04/2014	45861	5428.65	FALSE
14/04/2014	45272.18	5358.95	FALSE
15/04/2014	45518.94	5388.16	FALSE
16/04/2014	45790.61	5420.32	FALSE
17/04/2014	46077.11	5454.23	FALSE
22/04/2014	46288.95	5479.31	FALSE
23/04/2014	46613.86	5517.77	FALSE
24/04/2014	46729.59	5531	FALSE
28/04/2014	46772.42	5536.07	FALSE
29/04/2014	46354.24	5486.58	FALSE
30/04/2014	46375.34	5489.07	TRUE
1/05/2014	46034.77	5448.76	FALSE
2/05/2014	46113.29	5458.06	FALSE
5/05/2014	46148.48	5462.22	FALSE
6/05/2014	46310.3	5481.38	FALSE
7/05/2014	45927.53	5435.77	FALSE
8/05/2014	46273.96	5476.77	FALSE
9/05/2014	46217.41	5460.84	FALSE
12/05/2014	46112.47	5448.44	FALSE
13/05/2014	46533.54	5498.19	FALSE
14/05/2014	46712.96	5496.5	FALSE
15/05/2014	46834.86	5510.84	FALSE
16/05/2014	46565.33	5479.04	FALSE
19/05/2014	45968.83	5408.97	FALSE
20/05/2014	46068.49	5420.35	FALSE
21/05/2014	46104.31	5424.57	FALSE
22/05/2014	46574.87	5479.93	FALSE
23/05/2014	46684.13	5492.79	FALSE
26/05/2014	46856.58	5512.83	FALSE
27/05/2014	46846.99	5511.7	FALSE
28/05/2014	46979.88	5527.18	FALSE
29/05/2014	46919.43	5519.47	FALSE
30/05/2014	46690.53	5492.55	FALSE
2/06/2014	46912.27	5518.46	FALSE
3/06/2014	46583.49	5479.68	FALSE
4/06/2014	46287.39	5444.83	FALSE
5/06/2014	46219.84	5436.88	FALSE
6/06/2014	46450.63	5464.03	FALSE
10/06/2014	46503.64	5469.65	FALSE
11/06/2014	46373.41	5453.99	FALSE
12/06/2014	46159.18	5428.8	FALSE
13/06/2014	45957.27	5405.05	FALSE
16/06/2014	46019.03	5412.32	FALSE
17/06/2014	45920.02	5400.67	FALSE
18/06/2014	45767.4	5382.72	FALSE
19/06/2014	46494.24	5468.2	FALSE
20/06/2014	46079.91	5419.47	FALSE
23/06/2014	46367.56	5453.31	FALSE
24/06/2014	46193.05	5432.78	FALSE
25/06/2014	45959.72	5402.01	FALSE
26/06/2014	46573.03	5464.32	FALSE
27/06/2014	46411.51	5445.06	FALSE
30/06/2014	45991.23	5395.75	TRUE
1/07/2014	45822.07	5375.9	FALSE
2/07/2014	46500.65	5455.4	FALSE
3/07/2014	46806.17	5491.25	FALSE
4/07/2014	47094.57	5524.98	FALSE
7/07/2014	47042.82	5518.9	FALSE
8/07/2014	46974.95	5510.94	FALSE
9/07/2014	46476.66	5452.48	FALSE
10/07/2014	46578.63	5464.45	FALSE
11/07/2014	46769.1	5486.79	FALSE
14/07/2014	46978.86	5511.4	FALSE
15/07/2014	46977.99	5511.3	FALSE
16/07/2014	47043.55	5518.86	FALSE
17/07/2014	47073.99	5522.43	FALSE
18/07/2014	47152.7	5531.66	FALSE
21/07/2014	47223.24	5539.94	FALSE
22/07/2014	47251.83	5543.29	FALSE
23/07/2014	47536.97	5576.74	FALSE

24/07/2014	47631.2	5587.8	FALSE
25/07/2014	47594.59	5583.5	FALSE
28/07/2014	47542.44	5577.39	FALSE
29/07/2014	47636.63	5588.44	FALSE
30/07/2014	47930.29	5622.89	FALSE
31/07/2014	48015.77	5632.91	TRUE
1/08/2014	47363.67	5556.37	FALSE
4/08/2014	47231.57	5540.88	FALSE
5/08/2014	47041.36	5518.56	FALSE
6/08/2014	46985.38	5511.99	FALSE
7/08/2014	46959.91	5509.01	FALSE
8/08/2014	46331.71	5435.31	FALSE
11/08/2014	46516.88	5457.03	FALSE
12/08/2014	47143.73	5530.32	FALSE
13/08/2014	47026.2	5514.72	FALSE
14/08/2014	47314.44	5548.47	FALSE
15/08/2014	47470.18	5566.52	FALSE
18/08/2014	47647.34	5587.1	FALSE
19/08/2014	48090.45	5623.78	FALSE
20/08/2014	48202.77	5634.6	FALSE
21/08/2014	48239.2	5638.86	FALSE
22/08/2014	48299.9	5645.61	FALSE
25/08/2014	48208.11	5634.88	FALSE
26/08/2014	48244.74	5637.62	FALSE
27/08/2014	48471.97	5651.18	FALSE
28/08/2014	48250.97	5624.41	FALSE
29/08/2014	48315.28	5625.89	FALSE
1/09/2014	48373.75	5629.83	FALSE
2/09/2014	48644.42	5658.51	FALSE
3/09/2014	48729.01	5656.09	FALSE
4/09/2014	48515.23	5631.26	FALSE
5/09/2014	48241.26	5598.69	FALSE
8/09/2014	48090.68	5576.97	FALSE
9/09/2014	48361.29	5607.9	FALSE
10/09/2014	48118.87	5574.28	FALSE
11/09/2014	47877.99	5546.13	FALSE
12/09/2014	47749.05	5531.14	FALSE
15/09/2014	47253.93	5473.45	FALSE
16/09/2014	47013.22	5445.36	FALSE
17/09/2014	46688.72	5407.25	FALSE
18/09/2014	46762.75	5415.83	FALSE
19/09/2014	46911.54	5433.06	FALSE
22/09/2014	46309.6	5362.95	FALSE
23/09/2014	46765.3	5415.73	FALSE
24/09/2014	46425.58	5375.77	FALSE
25/09/2014	46482.56	5382.17	FALSE
26/09/2014	45891.5	5313.41	FALSE
29/09/2014	45469.35	5264.22	FALSE
30/09/2014	45716.65	5292.81	TRUE
1/10/2014	46073.53	5334.13	FALSE
2/10/2014	45759.48	5297.7	FALSE
3/10/2014	45936.88	5318.21	FALSE
6/10/2014	45718.34	5292.91	FALSE
7/10/2014	45644.64	5284.2	FALSE
8/10/2014	45274.13	5241.27	FALSE
9/10/2014	45752.81	5296.68	FALSE
10/10/2014	44816.69	5188.25	FALSE
13/10/2014	44533.79	5155.5	FALSE
14/10/2014	44982.33	5207.43	FALSE
15/10/2014	45312.47	5245.61	FALSE
16/10/2014	45392.64	5254.89	FALSE
17/10/2014	45538.01	5271.72	FALSE
20/10/2014	45950.21	5319.44	FALSE
21/10/2014	45998.51	5325.03	FALSE
22/10/2014	46524.03	5385.87	FALSE
23/10/2014	46500.42	5383.13	FALSE
24/10/2014	46751.91	5412.25	FALSE
27/10/2014	47155.36	5458.95	FALSE
28/10/2014	47100.46	5452.6	FALSE
29/10/2014	47057.97	5447.68	FALSE
30/10/2014	47305.95	5476.2	FALSE
31/10/2014	47741.32	5526.6	TRUE
3/11/2014	47575.23	5506.89	FALSE
4/11/2014	47687.85	5519.92	FALSE
5/11/2014	47670.17	5517.88	FALSE
6/11/2014	47569.05	5506.11	FALSE
7/11/2014	48112.85	5549.13	FALSE
10/11/2014	47994.23	5523.96	FALSE
11/11/2014	47934.66	5517.1	FALSE
12/11/2014	47479.66	5463.05	FALSE
13/11/2014	47304.35	5442.7	FALSE
14/11/2014	47405.5	5454.34	FALSE
17/11/2014	47042.22	5412.54	FALSE
18/11/2014	46931.35	5399.69	FALSE
19/11/2014	46663.25	5368.84	FALSE
20/11/2014	46210.23	5316.24	FALSE
21/11/2014	46108.87	5304.31	FALSE
24/11/2014	46608.69	5361.8	FALSE
25/11/2014	46375.22	5334.79	FALSE
26/11/2014	46909.18	5396.21	FALSE
27/11/2014	46950.14	5400.92	FALSE
28/11/2014	46187.8	5313	FALSE
1/12/2014	45280.07	5207.72	FALSE
2/12/2014	45920.99	5281.26	FALSE
3/12/2014	46273.96	5321.82	FALSE
4/12/2014	46684.42	5368.79	FALSE
5/12/2014	46393.47	5335.33	FALSE
8/12/2014	46718.47	5372.71	FALSE
9/12/2014	45935.52	5282.67	FALSE
10/12/2014	45729.73	5259	FALSE
11/12/2014	45485.98	5230.97	FALSE
12/12/2014	45386.85	5219.57	FALSE
15/12/2014	45095.61	5186.08	FALSE
16/12/2014	44802.28	5152.34	FALSE
17/12/2014	44885.03	5161.86	FALSE
18/12/2014	45310.39	5210.78	FALSE
19/12/2014	46424.08	5338.65	FALSE
22/12/2014	47329.22	5441.95	FALSE
23/12/2014	46799.14	5380.92	FALSE
24/12/2014	46917.54	5394.53	FALSE
29/12/2014	47686	5473.78	FALSE
30/12/2014	47188.09	5416.63	FALSE
31/12/2014	47139.24	5411.02	TRUE

2/01/2015	47356.28	5435.93	FALSE
5/01/2015	47481.69	5450.33	FALSE
6/01/2015	46736.61	5364.8	FALSE
7/01/2015	46639.13	5353.61	FALSE
8/01/2015	46881.66	5381.45	FALSE
9/01/2015	47614.49	5485.57	FALSE
12/01/2015	47241.01	5422.7	FALSE
13/01/2015	47084.1	5404.69	FALSE
14/01/2015	46638.99	5353.6	FALSE
15/01/2015	46446.09	5331.37	FALSE
16/01/2015	46166.18	5299.24	FALSE
19/01/2015	46252.43	5309.14	FALSE
20/01/2015	46239.62	5307.67	FALSE
21/01/2015	46986.35	5393.38	FALSE
22/01/2015	47217.72	5419.94	FALSE
23/01/2015	47931.05	5501.82	FALSE
27/01/2015	48326.62	5547.22	FALSE
28/01/2015	48375.03	5552.78	FALSE
29/01/2015	48520.54	5569.48	FALSE
30/01/2015	48684.64	5588.32	FALSE
2/02/2015	49007.15	5625.34	FALSE
3/02/2015	49721.74	5707.37	FALSE
4/02/2015	50331.37	5777.34	FALSE
5/02/2015	50624.39	5810.98	FALSE
6/02/2015	50704.49	5820.17	FALSE
9/02/2015	50660.15	5814.93	FALSE
10/02/2015	50536	5800.57	FALSE
11/02/2015	50293.24	5769.08	FALSE
12/02/2015	50072.24	5743.57	FALSE
13/02/2015	51239.53	5877.47	FALSE
16/02/2015	51337.13	5888.66	FALSE
17/02/2015	51187.9	5858.21	FALSE
18/02/2015	51708.7	5915.68	FALSE
19/02/2015	51612.2	5904.23	FALSE
20/02/2015	51420.73	5881.54	FALSE
23/02/2015	51651.91	5907.98	FALSE
24/02/2015	51885.35	5926.99	FALSE
25/02/2015	52160.57	5944.91	FALSE
26/02/2015	51847.2	5908.49	FALSE
27/02/2015	52038.06	5928.77	FALSE
2/03/2015	52329.18	5958.88	FALSE
3/03/2015	52130.59	5933.9	FALSE
4/03/2015	51888.93	5901.59	FALSE
5/03/2015	51920.4	5904.16	FALSE
6/03/2015	51887.15	5898.86	FALSE
9/03/2015	51205.35	5821.35	FALSE
10/03/2015	51234.41	5824.19	FALSE
11/03/2015	51066.42	5793.2	FALSE
12/03/2015	51569.92	5850.17	FALSE
13/03/2015	51258.86	5814.54	FALSE
16/03/2015	51128	5797.66	FALSE
17/03/2015	51520.11	5842.12	FALSE
18/03/2015	51555.54	5842.35	FALSE
19/03/2015	52512.7	5950.81	FALSE
20/03/2015	52731.27	5975.49	FALSE
23/03/2015	52561.88	5956.14	FALSE
24/03/2015	52677.07	5969.08	FALSE
25/03/2015	52720.68	5973.32	FALSE
26/03/2015	51890.2	5879.06	FALSE
27/03/2015	52255.66	5919.94	FALSE
30/03/2015	51604.41	5846.09	FALSE
31/03/2015	52006.71	5891.5	TRUE
1/04/2015	51737.23	5860.75	FALSE
2/04/2015	52071.17	5898.58	FALSE
7/04/2015	52313.39	5925.97	FALSE
8/04/2015	52622.42	5960.73	FALSE
9/04/2015	52370.69	5932.22	FALSE
10/04/2015	52690.39	5968.37	FALSE
13/04/2015	52618.92	5960.27	FALSE
14/04/2015	52497.8	5946.55	FALSE
15/04/2015	52161.14	5908.42	FALSE
16/04/2015	52510.55	5947.47	FALSE
17/04/2015	51896.02	5877.87	FALSE
20/04/2015	51500.9	5833.12	FALSE
21/04/2015	51847.23	5872.34	FALSE
22/04/2015	51539.53	5837.49	FALSE
23/04/2015	51604.47	5844.77	FALSE
24/04/2015	52386.02	5933.29	FALSE
27/04/2015	52822.21	5982.69	FALSE
28/04/2015	52520.69	5948.54	FALSE
29/04/2015	51549.83	5838.58	FALSE
30/04/2015	51120.74	5789.98	TRUE
1/05/2015	51336.31	5814.4	FALSE
4/05/2015	51452.31	5827.54	FALSE
5/05/2015	51443.32	5826.52	FALSE
6/05/2015	50260.15	5692.16	FALSE
7/05/2015	49849.83	5645.69	FALSE
8/05/2015	49834.5	5634.56	FALSE
11/05/2015	49752.07	5625.24	FALSE
12/05/2015	50189.87	5674.74	FALSE
13/05/2015	50648.37	5715.15	FALSE
14/05/2015	50483.71	5696.57	FALSE
15/05/2015	50919.37	5735.5	FALSE
18/05/2015	50264.96	5659.17	FALSE
19/05/2015	49880.61	5615.5	FALSE
20/05/2015	49834.46	5610.3	FALSE
21/05/2015	50296.09	5662.27	FALSE
22/05/2015	50318.05	5664.74	FALSE
25/05/2015	50821.99	5721.48	FALSE
26/05/2015	51283.06	5773.38	FALSE
27/05/2015	50857	5725.25	FALSE
28/05/2015	50754.08	5713.09	FALSE
29/05/2015	51324.94	5777.16	FALSE
1/06/2015	50954.11	5735.4	FALSE
2/06/2015	50073.2	5636.01	FALSE
3/06/2015	49607.54	5583.58	FALSE
4/06/2015	48903.18	5504.3	FALSE
5/06/2015	48851.27	5498.46	FALSE
9/06/2015	48619.34	5471.31	FALSE
10/06/2015	48684.66	5478.63	FALSE
11/06/2015	49377.96	5556.65	FALSE
12/06/2015	49276.69	5545.25	FALSE
15/06/2015	49219.05	5538.77	FALSE

16/06/2015	49192.62	5535.79	FALSE
17/06/2015	49722.77	5595.43	FALSE
18/06/2015	49095.95	5524.89	FALSE
19/06/2015	49736.67	5596.99	FALSE
22/06/2015	49853.74	5610.17	FALSE
23/06/2015	50512.36	5684.28	FALSE
24/06/2015	50535.18	5686.77	FALSE
25/06/2015	50054.83	5632.72	FALSE
26/06/2015	49375.75	5545.89	FALSE
29/06/2015	48277.09	5422.49	FALSE
30/06/2015	48602.26	5459.01	TRUE
1/07/2015	49107.14	5515.66	FALSE
2/07/2015	49856.37	5599.82	FALSE
3/07/2015	49308.59	5538.29	FALSE
6/07/2015	48745.88	5475	FALSE
7/07/2015	49693.41	5581.42	FALSE
8/07/2015	48697.19	5469.53	FALSE
9/07/2015	48710.07	5470.97	FALSE
10/07/2015	48897.61	5492.04	FALSE
13/07/2015	48729.62	5473.17	FALSE
14/07/2015	49657.64	5577.4	FALSE
15/07/2015	50181.36	5636.23	FALSE
16/07/2015	50478.57	5669.61	FALSE
17/07/2015	50483.03	5670.11	FALSE
20/07/2015	50632.45	5686.89	FALSE
21/07/2015	50808.96	5706.72	FALSE
22/07/2015	49988.54	5614.57	FALSE
23/07/2015	49772.34	5590.29	FALSE
24/07/2015	49557.05	5566.1	FALSE
27/07/2015	49768.78	5589.89	FALSE
28/07/2015	49722.47	5584.68	FALSE
29/07/2015	50073.91	5624.16	FALSE
30/07/2015	50477.82	5669.52	FALSE
31/07/2015	50741.72	5699.16	TRUE
3/08/2015	50565.26	5679.34	FALSE
4/08/2015	50730.47	5697.9	FALSE
5/08/2015	50517.46	5673.98	FALSE
6/08/2015	49948.76	5610.1	FALSE
7/08/2015	48743.93	5474.78	FALSE
10/08/2015	49050.01	5509.16	FALSE
11/08/2015	48747.22	5473.23	FALSE
12/08/2015	47956.91	5382.08	FALSE
13/08/2015	48040.96	5387.87	FALSE
14/08/2015	47761.6	5356.54	FALSE
17/08/2015	47864.34	5367.66	FALSE
18/08/2015	47434.9	5303.15	FALSE
19/08/2015	48125.37	5380.19	FALSE
20/08/2015	47305.95	5288.58	FALSE
21/08/2015	46646.44	5214.6	FALSE
24/08/2015	44738.22	5001.28	FALSE
25/08/2015	46082.79	5137.25	FALSE
26/08/2015	46448.19	5172.77	FALSE
27/08/2015	47000.34	5233.32	FALSE
28/08/2015	47284.37	5263.56	FALSE
31/08/2015	46787.73	5206.98	TRUE
1/09/2015	45814.69	5096.41	FALSE
2/09/2015	45880.01	5101.46	FALSE
3/09/2015	45226.21	5027.8	FALSE
4/09/2015	45352.69	5040.6	FALSE
7/09/2015	45301.65	5030.42	FALSE
8/09/2015	46073.12	5115.25	FALSE

Source: S&P Dow Jones Indices LLC.

The launch date of the S&P/ASX 200 was April 3, 2000.

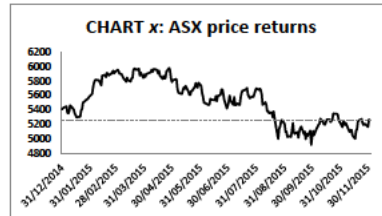
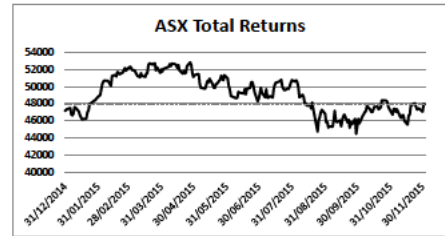
All information presented prior to the index launch date is back-tested. Back-tested performance is not actual performance, but is hypothetical. The back-test calculations are based on the same methodology that was in effect when the index was officially launched. Past performance is not a guarantee of future results. Please see the Performance Disclosure at <http://www.spindices.com/regulatory-affairs-disclaimers/> for more information regarding the inherent limitations associated with back-tested performance.

© S&P Dow Jones Indices LLC, a part of McGraw Hill Financial 2015. All rights reserved. Redistribution, reproduction and/or photocopying in whole or in part are prohibited without the written permission of S&P Dow Jones Indices. Standard & Poor's and S&P are registered trademarks of Standard & Poor's Financial Services LLC ("S&P"), a part of McGraw Hill Financial, Inc. Dow Jones is a registered trademark of Dow Jones Trademark Holdings LLC ("Dow Jones"). S&P Dow Jones Indices LLC, Dow Jones, S&P and their respective affiliates ("S&P Dow Jones Indices") make no representation or warranty, express or implied, as to the ability of any index to accurately represent the asset class or market sector that it purports to represent and S&P Dow Jones Indices shall have no liability for any errors, omissions, or interruptions of any index or the data included therein. Past performance of an index is not an indication of future results. This document does not constitute an offer of any services. All information provided by S&P Dow Jones Indices is general in nature and not tailored to the needs of any person, entity or group of persons. It is not possible to invest directly in an index. S&P Dow Jones Indices may receive compensation in connection with licensing its indices to third parties. Exposure to an asset class represented by an index is available through investable instruments offered by third parties that are based on that index. S&P Dow Jones Indices does not sponsor, endorse, sell, promote or manage any investment fund or other investment vehicle that seeks to provide an investment return based on the performance of any Index. S&P Dow Jones Indices LLC is not an investment advisor, and S&P Dow Jones Indices makes no representation regarding the advisability of investing in any such investment fund or other investment vehicle. For more information on any of our indices please visit www.spdji.com.



Last Updated Dec 02, 2015

Effective date	S&P/ASX 200 (TR)	S&P/ASX 200 (PR)
2/12/2014	45620.99	5281.26
3/12/2014	46273.96	5321.82
4/12/2014	46094.42	5368.79
5/12/2014	46393.47	5335.33
8/12/2014	46718.47	5372.71
9/12/2014	45935.52	5282.67
10/12/2014	45729.73	5259
11/12/2014	45485.98	5230.97
12/12/2014	45386.85	5219.57
15/12/2014	45095.61	5188.08
16/12/2014	44802.28	5152.34
17/12/2014	44895.03	5161.98
18/12/2014	45310.39	5210.78
19/12/2014	46424.08	5338.65
22/12/2014	47329.22	5441.65
23/12/2014	46799.14	5380.92
24/12/2014	46617.54	5364.53
26/12/2014	47686	5473.78
30/12/2014	47188.09	5416.63
31/12/2014	47138.24	5411.02
20/1/2015	47356.25	5435.63
5/01/2015	47481.69	5450.33
6/01/2015	46736.61	5364.8
7/01/2015	46639.13	5353.61
8/01/2015	46881.66	5381.45
9/01/2015	47614.49	5465.57
12/01/2015	47241.01	5422.7
13/01/2015	47094.1	5404.69
14/01/2015	46328.62	5353.6
15/01/2015	46446.09	5331.67
16/01/2015	46106.18	5299.24
19/01/2015	46252.43	5309.14
20/01/2015	46239.62	5307.67
21/01/2015	46686.35	5363.38
22/01/2015	47217.72	5419.94
23/01/2015	47931.05	5501.82
27/01/2015	48328.62	5547.22
28/01/2015	48375.03	5552.78
29/01/2015	48520.54	5569.48
30/01/2015	48684.64	5588.32
2/02/2015	49007.15	5625.34
3/02/2015	49721.74	5707.37
4/02/2015	50331.37	5777.34
5/02/2015	50624.38	5810.98
6/02/2015	50704.49	5820.17
9/02/2015	50680.15	5814.63
10/02/2015	50536	5800.57
11/02/2015	50293.24	5789.08
12/02/2015	50072.24	5743.57
13/02/2015	51239.53	5877.47
16/02/2015	51337.13	5888.66
17/02/2015	51187.9	5868.21
18/02/2015	51705.7	5915.66
19/02/2015	51612.2	5904.23
20/02/2015	51420.73	5881.54
23/02/2015	51651.91	5907.68
24/02/2015	51885.35	5926.99
25/02/2015	52160.57	5944.91
26/02/2015	51847.2	5908.49
27/02/2015	52038.06	5928.77
2/03/2015	52329.18	5958.98
3/03/2015	52130.59	5933.9
4/03/2015	51888.93	5901.59
5/03/2015	51920.4	5904.16
6/03/2015	51887.15	5888.86
9/03/2015	51205.35	5821.35
10/03/2015	51234.41	5824.19
11/03/2015	51066.42	5793.2
12/03/2015	51598.92	5850.17
13/03/2015	51256.86	5814.54
16/03/2015	51128	5797.66
17/03/2015	51520.11	5842.12
18/03/2015	51555.54	5842.35
19/03/2015	52512.7	5950.81
20/03/2015	52731.27	5975.49
23/03/2015	52561.88	5966.14
24/03/2015	52677.07	5989.08
25/03/2015	52720.86	5973.32
26/03/2015	51890.2	5879.06
27/03/2015	52255.06	5919.94
30/03/2015	51604.41	5846.09
31/03/2015	52006.71	5891.5
1/04/2015	51737.23	5860.75
2/04/2015	52071.17	5888.58
7/04/2015	52313.38	5925.97
8/04/2015	52622.42	5960.73
9/04/2015	52370.69	5932.22
10/04/2015	52690.39	5968.37
13/04/2015	52818.92	5990.27
14/04/2015	52497.8	5946.55
15/04/2015	52161.14	5908.42
16/04/2015	52510.55	5947.47
17/04/2015	51896.02	5877.87
20/04/2015	51500.9	5833.12
21/04/2015	51847.23	5872.34
22/04/2015	51539.53	5837.49
23/04/2015	51604.47	5844.77
24/04/2015	52386.02	5933.29
27/04/2015	52822.21	5982.69
28/04/2015	52520.69	5948.54
29/04/2015	51549.83	5838.58
30/04/2015	51120.74	5789.88
1/05/2015	51336.31	5814.4
4/05/2015	51452.31	5827.54
5/05/2015	51443.32	5826.52
6/05/2015	50260.15	5662.16
7/05/2015	49649.83	5645.69
8/05/2015	49834.5	5634.56
11/05/2015	49752.07	5625.24
12/05/2015	50198.87	5674.74
13/05/2015	50649.37	5715.43
14/05/2015	50483.71	5698.57
15/05/2015	50919.37	5735.5
18/05/2015	50264.96	5659.17
19/05/2015	49880.61	5615.5
20/05/2015	49834.46	5610.3
21/05/2015	50296.09	5662.27
22/05/2015	50318.05	5664.74
25/05/2015	50821.99	5721.48
26/05/2015	51283.06	5773.38
27/05/2015	50957	5725.25
28/05/2015	50754.08	5713.09
29/05/2015	51324.94	5777.16
1/06/2015	50954.11	5735.4
2/06/2015	50073.2	5636.01
3/06/2015	49607.54	5583.58
4/06/2015	48903.18	5504.3
5/06/2015	48951.27	5468.46



9/06/2015	48619.34	5471.31	5258.34	47900.97
10/06/2015	48684.66	5478.63	5258.34	47900.97
11/06/2015	49377.96	5556.65	5258.34	47900.97
12/06/2015	49276.69	5545.25	5258.34	47900.97
15/06/2015	49219.05	5538.77	5258.34	47900.97
16/06/2015	49192.62	5535.79	5258.34	47900.97
17/06/2015	49722.77	5595.43	5258.34	47900.97
18/06/2015	49095.95	5524.89	5258.34	47900.97
19/06/2015	49736.67	5596.99	5258.34	47900.97
22/06/2015	49853.74	5610.17	5258.34	47900.97
23/06/2015	50512.36	5684.28	5258.34	47900.97
24/06/2015	50535.18	5686.77	5258.34	47900.97
25/06/2015	50054.83	5632.72	5258.34	47900.97
26/06/2015	49375.75	5545.89	5258.34	47900.97
29/06/2015	48277.09	5422.49	5258.34	47900.97
30/06/2015	48602.26	5459.01	5258.34	47900.97
1/07/2015	49107.14	5515.66	5258.34	47900.97
2/07/2015	49856.37	5599.82	5258.34	47900.97
3/07/2015	49308.59	5538.29	5258.34	47900.97
6/07/2015	48745.88	5475	5258.34	47900.97
7/07/2015	49693.41	5551.42	5258.34	47900.97
8/07/2015	48697.19	5469.53	5258.34	47900.97
9/07/2015	48710.07	5470.97	5258.34	47900.97
10/07/2015	48897.61	5492.04	5258.34	47900.97
13/07/2015	48729.62	5473.17	5258.34	47900.97
14/07/2015	49657.64	5577.4	5258.34	47900.97
15/07/2015	50181.36	5636.23	5258.34	47900.97
16/07/2015	50478.57	5669.61	5258.34	47900.97
17/07/2015	50483.03	5670.11	5258.34	47900.97
20/07/2015	50632.45	5686.89	5258.34	47900.97
21/07/2015	50808.96	5706.72	5258.34	47900.97
22/07/2015	49988.54	5614.57	5258.34	47900.97
23/07/2015	49772.34	5590.29	5258.34	47900.97
24/07/2015	49557.05	5566.1	5258.34	47900.97
27/07/2015	49768.78	5589.89	5258.34	47900.97
28/07/2015	49722.47	5584.68	5258.34	47900.97
29/07/2015	50073.91	5624.16	5258.34	47900.97
30/07/2015	50477.82	5669.52	5258.34	47900.97
31/07/2015	50741.72	5699.16	5258.34	47900.97
3/08/2015	50565.26	5679.34	5258.34	47900.97
4/08/2015	50730.47	5697.9	5258.34	47900.97
5/08/2015	50517.46	5673.98	5258.34	47900.97
6/08/2015	49948.76	5610.1	5258.34	47900.97
7/08/2015	48743.93	5474.78	5258.34	47900.97
10/08/2015	49500.01	5509.16	5258.34	47900.97
11/08/2015	48747.22	5473.23	5258.34	47900.97
12/08/2015	47956.91	5382.08	5258.34	47900.97
13/08/2015	48040.96	5387.87	5258.34	47900.97
14/08/2015	47761.6	5356.54	5258.34	47900.97
17/08/2015	47864.34	5367.66	5258.34	47900.97
18/08/2015	47434.9	5303.15	5258.34	47900.97
19/08/2015	48125.37	5380.19	5258.34	47900.97
20/08/2015	47305.95	5288.98	5258.34	47900.97
21/08/2015	46946.44	5214.6	5258.34	47900.97
24/08/2015	44738.22	5001.28	5258.34	47900.97
25/08/2015	46082.79	5137.25	5258.34	47900.97
26/08/2015	46448.19	5172.77	5258.34	47900.97
27/08/2015	47000.34	5233.32	5258.34	47900.97
28/08/2015	47284.37	5263.56	5258.34	47900.97
31/08/2015	46787.73	5206.98	5258.34	47900.97
1/09/2015	45814.69	5096.41	5258.34	47900.97
2/09/2015	45880.01	5101.46	5258.34	47900.97
3/09/2015	45226.21	5027.8	5258.34	47900.97
4/09/2015	45352.69	5040.6	5258.34	47900.97
7/09/2015	45301.65	5030.42	5258.34	47900.97
8/09/2015	46073.12	5115.25	5258.34	47900.97
9/09/2015	47175.46	5221.13	5258.34	47900.97
10/09/2015	46039.93	5095.02	5258.34	47900.97
11/09/2015	45824.41	5071.08	5258.34	47900.97
14/09/2015	46056.8	5096.47	5258.34	47900.97
15/09/2015	45352.21	5018.44	5258.34	47900.97
16/09/2015	46086.5	5098.86	5258.34	47900.97
17/09/2015	46520.58	5146.82	5258.34	47900.97
18/09/2015	46736.58	5170.5	5258.34	47900.97
21/09/2015	45794.87	5066.24	5258.34	47900.97
22/09/2015	46134.7	5103.55	5258.34	47900.97
23/09/2015	45187.24	4998.13	5258.34	47900.97
24/09/2015	45852.05	5071.67	5258.34	47900.97
25/09/2015	45585.46	5042.11	5258.34	47900.97
28/09/2015	46234.37	5113.49	5258.34	47900.97
29/09/2015	44471.39	4918.43	5258.34	47900.97
30/09/2015	45404.89	5021.63	5258.34	47900.97
1/10/2015	46223.29	5112.14	5258.34	47900.97
2/10/2015	45682.57	5052.02	5258.34	47900.97
5/10/2015	46573.41	5150.53	5258.34	47900.97
6/10/2015	46725.93	5167.4	5258.34	47900.97
7/10/2015	47003.01	5197.87	5258.34	47900.97
8/10/2015	47116.28	5210.4	5258.34	47900.97
9/10/2015	47743.48	5279.69	5258.34	47900.97
12/10/2015	47320.07	5232.87	5258.34	47900.97
13/10/2015	47048.67	5202.85	5258.34	47900.97
14/10/2015	46998.38	5197.25	5258.34	47900.97
15/10/2015	47294.94	5230.05	5258.34	47900.97
16/10/2015	47840.05	5268.21	5258.34	47900.97
19/10/2015	47653.96	5269.71	5258.34	47900.97
20/10/2015	47345.27	5235.57	5258.34	47900.97
21/10/2015	47460.4	5248.31	5258.34	47900.97
22/10/2015	47600.92	5263.84	5258.34	47900.97
23/10/2015	48394.17	5351.56	5258.34	47900.97
26/10/2015	48361.87	5347.99	5258.34	47900.97
27/10/2015	48345.23	5346.15	5258.34	47900.97
28/10/2015	48246.4	5335.22	5258.34	47900.97
29/10/2015	47635.32	5266.86	5258.34	47900.97
30/10/2015	47387.35	5239.44	5258.34	47900.97
2/11/2015	46720.88	5165.75	5258.34	47900.97
3/11/2015	47385.33	5239.22	5258.34	47900.97
4/11/2015	47413.16	5242.29	5258.34	47900.97
5/11/2015	47057.83	5192.97	5258.34	47900.97
6/11/2015	47353.08	5215.01	5258.34	47900.97
9/11/2015	46504.5	5119.49	5258.34	47900.97
10/11/2015	46320.45	5099.23	5258.34	47900.97
11/11/2015	46642.44	5122.62	5258.34	47900.97
12/11/2015	46672.45	5125.69	5258.34	47900.97
13/11/2015	45994.66	5051.26	5258.34	47900.97
16/11/2015	45562.72	5003.82	5258.34	47900.97
17/11/2015	46605.74	5118.24	5258.34	47900.97
18/11/2015	46741.15	5133.11	5258.34	47900.97
19/11/2015	47742.15	5242.57	5258.34	47900.97
20/11/2015	47868.34	5256.14	5258.34	47900.97
23/11/2015	48053.02	5276.42	5258.34	47900.97
24/11/2015	47598.9	5226.39	5258.34	47900.97
25/11/2015	47308.25	5193.68	5258.34	47900.97
26/11/2015	47463.24	5210.7	5258.34	47900.97
27/11/2015	47389.5	5202.58	5258.34	47900.97
30/11/2015	47063.16	5166.52	5258.34	47900.97
1/12/2015	47970.63	5266.14	5258.34	47900.97
2/12/2015	47900.97	5258.34	5258.34	47900.97

Source S&P Dow Jones Indices LLC.

The launch date of the S&P/ASX 200 was Apr 13, 2000.

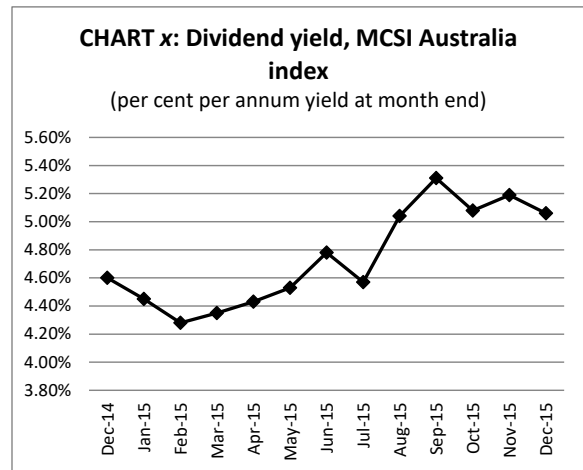
All information presented prior to the index launch date is back-tested. Back-tested performance is not actual performance, but is hypothetical. The back-test calculations are based on the same methodology that was in effect when the index was officially launched. Past performance is not a guarantee of future results. Please see the Performance Disclosure at <http://www.spindices.com/regulatory-affairs-disclaimers/> for more information regarding the inherent limitations associated with back-tested performance.

© S&P Dow Jones Indices LLC, a part of McGraw Hill Financial 2015. All rights reserved. Redistribution, reproduction and/or photocopying in whole or in part are prohibited without the written permission of S&P Dow Jones Indices. Standard & Poor's and S&P are registered trademarks of Standard & Poor's Financial Services LLC ("S&P"), a part of McGraw Hill Financial, Inc. Dow Jones is a registered trademark of Dow Jones Trademark Holdings LLC ("Dow Jones"). S&P Dow Jones Indices LLC, Dow Jones, S&P and their respective affiliates ("S&P Dow Jones Indices") make no representation or warranty, express or implied, as to the ability of any index to accurately represent the asset class or market sector that it purports to represent and S&P Dow Jones Indices shall have no liability for any errors, omissions, or interruptions of any index or the data included therein. Past performance of an index is not an indication of future results. This document does not constitute an offer of any services. All information provided by S&P Dow Jones Indices is general in nature and not tailored to the needs of any person, entity or group of persons. It is not possible to invest directly in an index. S&P Dow Jones Indices may receive compensation in connection with licensing its indices to third parties. Exposure to an asset class represented by an index is available through investable instruments offered by third parties that are based on that index. S&P Dow Jones Indices does not sponsor, endorse, sell, promote or manage any investment fund or other investment vehicle that seeks to provide an investment return based on the performance of any Index. S&P Dow Jones Indices LLC is not an investment advisor, and S&P Dow Jones Indices makes no representation regarding the advisability of investing in any such investment fund or other investment vehicle. For more information on any of our indices please visit www.spdji.com.

Australian Share Market Dividend Yield (per cent per	
Jan-07	3.55%
Feb-07	3.58%
Mar-07	3.55%
Apr-07	3.47%
May-07	3.45%
Jun-07	3.49%
Jul-07	3.57%
Aug-07	3.63%
Sep-07	3.44%
Oct-07	3.38%
Nov-07	3.56%
Dec-07	3.66%
Jan-08	4.11%
Feb-08	4.14%
Mar-08	4.27%
Apr-08	4.07%
May-08	4.07%
Jun-08	4.34%
Jul-08	4.57%
Aug-08	4.66%
Sep-08	5.22%
Oct-08	6.01%
Nov-08	6.56%
Dec-08	7.03%
Jan-09	7.44%
Feb-09	7.43%
Mar-09	6.73%
Apr-09	6.26%
May-09	5.67%
Jun-09	5.28%
Jul-09	4.97%
Aug-09	4.25%
Sep-09	4.25%
Oct-09	4.14%
Nov-09	3.97%
Dec-09	3.75%
Jan-10	3.98%
Feb-10	3.64%
Mar-10	3.66%
Apr-10	3.74%
May-10	4.11%
Jun-10	4.23%
Jul-10	4.04%
Aug-10	4.30%
Sep-10	4.08%
Oct-10	4.05%
Nov-10	4.24%
Dec-10	4.14%
Jan-11	4.11%
Feb-11	4.05%
Mar-11	4.06%
Apr-11	4.07%
May-11	4.31%
Jun-11	4.35%
Jul-11	4.57%
Aug-11	4.75%
Sep-11	5.09%
Oct-11	4.74%
Nov-11	5.02%
Dec-11	5.11%
Jan-12	4.87%
Feb-12	4.87%
Mar-12	4.82%
Apr-12	4.73%
May-12	5.16%
Jun-12	5.12%
Jul-12	4.90%
Aug-12	4.88%
Sep-12	4.80%
Oct-12	4.68%

Nov-12	4.71%
Dec-12	4.58%
Jan-13	4.36%
Feb-13	4.20%
Mar-13	4.33%
Apr-13	4.12%
May-13	4.42%
Jun-13	4.50%
Jul-13	4.29%
Aug-13	4.33%
Sep-13	4.26%
Oct-13	4.09%
Nov-13	4.22%
Dec-13	4.23%
Jan-14	4.37%
Feb-14	4.34%
Mar-14	4.34%
Apr-14	4.26%
May-14	4.32%
Jun-14	4.45%
Jul-14	4.26%
Aug-14	4.37%
Sep-14	4.65%
Oct-14	4.44%
Nov-14	4.67%
Dec-14	4.60%
Jan-15	4.45%
Feb-15	4.28%
Mar-15	4.35%
Apr-15	4.43%
May-15	4.53%
Jun-15	4.78%
Jul-15	4.57%
Aug-15	5.04%
Sep-15	5.31%
Oct-15	5.08%
Nov-15	5.19%
Dec-15	5.06%
12 month average to Dec 15	4.76%

0 046741667
0 046741667
0 046741667
0 046741667
0 046741667
0 046741667
0 046741667
0 046741667
0 046741667
0 046741667
0 046741667
0 046741667
0 046741667
0 046741667
0 046741667
0 046741667
0 046741667
0 046741667
0 046741667
0 046741667



SOURCE: F.7 Australian Share Market, RBA Statistical Tables.
Accessed 2/12/2015
<http://www.rba.gov.au/statistics/tables/index.html>

Dividend yield (MCSI)		Price returns (ASX 200)	
	3.55%		5812.51
28/02/2007	3.58%		
1/03/2007	3.55%		
1/04/2007	3.47%		
1/05/2007	3.45%		
1/06/2007	3.49%		
1/07/2007	3.57%		
1/08/2007	3.63%	31/01/2007	5773.38 FALSE
1/09/2007	3.44%	28/02/2007	5832.53 FALSE
1/10/2007	3.38%	30/03/2007	5995.05 FALSE
1/11/2007	3.56%	30/04/2007	6166.02 FALSE
1/12/2007	3.66%	31/05/2007	6313.5 FALSE
1/01/2008	4.11%	29/06/2007	6274.93 FALSE
1/02/2008	4.14%	31/07/2007	6144.17 FALSE
1/03/2008	4.27%	31/08/2007	6247.2 FALSE
1/04/2008	4.07%	28/09/2007	6567.75 FALSE
1/05/2008	4.07%	31/10/2007	6754.15 FALSE
1/06/2008	4.34%	30/11/2007	6533.15 FALSE
1/07/2008	4.57%	31/12/2007	6339.84 FALSE
1/08/2008	4.66%	31/01/2008	5650.26 FALSE
1/09/2008	5.22%	29/02/2008	5572.09 FALSE
1/10/2008	6.01%	31/03/2008	5355.69 FALSE
1/11/2008	6.56%	30/04/2008	5595.41 FALSE
1/12/2008	7.03%	30/05/2008	5654.7 FALSE
1/01/2009	7.44%	30/06/2008	5215.31 FALSE
1/02/2009	7.43%	31/07/2008	4977.37 FALSE
1/03/2009	6.73%	29/08/2008	5135.57 FALSE
1/04/2009	6.26%	30/09/2008	4600.52 FALSE
1/05/2009	5.67%	31/10/2008	4017.96 FALSE
1/06/2009	5.28%	28/11/2008	3742.52 FALSE
1/07/2009	4.97%	31/12/2008	3722.31 FALSE
1/08/2009	4.25%	30/01/2009	3540.71 FALSE
1/09/2009	4.25%	27/02/2009	3344.51 FALSE
1/10/2009	4.14%	31/03/2009	3582.15 FALSE
1/11/2009	3.97%	30/04/2009	3780.46 FALSE
1/12/2009	3.75%	29/05/2009	3817.97 FALSE
1/01/2010	3.98%	30/06/2009	3954.89 FALSE
1/02/2010	3.64%	31/07/2009	4243.98 FALSE
1/03/2010	3.66%	31/08/2009	4479.13 FALSE
1/04/2010	3.74%	30/09/2009	4743.64 FALSE
1/05/2010	4.11%	30/10/2009	4643.23 FALSE
1/06/2010	4.23%	30/11/2009	4701.35 FALSE
1/07/2010	4.04%	31/12/2009	4870.64 FALSE
1/08/2010	4.30%	29/01/2010	4569.62 FALSE
1/09/2010	4.08%	26/02/2010	4637.72 FALSE
1/10/2010	4.05%	31/03/2010	4875.52 FALSE
1/11/2010	4.24%	30/04/2010	4807.37 FALSE
1/12/2010	4.14%	31/05/2010	4429.67 FALSE
1/01/2011	4.11%	30/06/2010	4301.51 FALSE
1/02/2011	4.05%	30/07/2010	4493.48 FALSE
1/03/2011	4.06%	31/08/2010	4404.23 FALSE
1/04/2011	4.07%	30/09/2010	4582.91 FALSE
1/05/2011	4.31%	29/10/2010	4661.6 FALSE
1/06/2011	4.35%	30/11/2010	4584.43 FALSE
1/07/2011	4.57%	31/12/2010	4745.24 FALSE
1/08/2011	4.75%	31/01/2011	4753.92 FALSE
1/09/2011	5.09%	28/02/2011	4831.66 FALSE
1/10/2011	4.74%	31/03/2011	4837.88 FALSE
1/11/2011	5.02%	29/04/2011	4823.24 FALSE
1/12/2011	5.11%	31/05/2011	4708.3 FALSE
1/01/2012	4.87%	30/06/2011	4607.97 FALSE
1/02/2012	4.87%	29/07/2011	4424.65 FALSE
1/03/2012	4.82%	31/08/2011	4296.55 FALSE
1/04/2012	4.73%	30/09/2011	4008.6 FALSE
1/05/2012	5.16%	31/10/2011	4298.12 FALSE
1/06/2012	5.12%	30/11/2011	4119.82 FALSE
1/07/2012	4.90%	30/12/2011	4056.56 FALSE
1/08/2012	4.88%	31/01/2012	4262.68 FALSE
1/09/2012	4.80%	29/02/2012	4298.55 FALSE
1/10/2012	4.68%	30/03/2012	4335.24 FALSE
1/11/2012	4.71%	30/04/2012	4396.58 FALSE
1/12/2012	4.58%	31/05/2012	4076.26 FALSE
1/01/2013	4.36%	29/06/2012	4094.63 FALSE
1/02/2013	4.20%	31/07/2012	4269.15 FALSE
1/03/2013	4.33%	31/08/2012	4316.11 FALSE
1/04/2013	4.12%	28/09/2012	4387.02 FALSE
1/05/2013	4.42%	31/10/2012	4517 FALSE
1/06/2013	4.50%	30/11/2012	4506.04 FALSE
1/07/2013	4.29%	31/12/2012	4648.95 FALSE
1/08/2013	4.33%	31/01/2013	4878.78 FALSE
1/09/2013	4.26%	28/02/2013	5104.08 FALSE
1/10/2013	4.09%	28/03/2013	4966.5 FALSE
1/11/2013	4.22%	30/04/2013	5191.22 FALSE
1/12/2013	4.23%	31/05/2013	4926.57 FALSE
1/01/2014	4.37%	28/06/2013	4802.59 FALSE
1/02/2014	4.34%	31/07/2013	5051.98 FALSE
1/03/2014	4.34%	30/08/2013	5134.96 FALSE
1/04/2014	4.26%	30/09/2013	5218.88 FALSE

1/05/2014		4.32%
1/06/2014		4.45%
1/07/2014		4.26%
1/08/2014		4.37%
1/09/2014		4.65%
1/10/2014		4.44%
1/11/2014		4.67%
1/12/2014		4.60%
1/01/2015		4.45%
1/02/2015		4.28%
1/03/2015		4.35%
1/04/2015		4.43%
1/05/2015		4.53%
1/06/2015		4.78%
1/07/2015		4.57%
1/08/2015		5.04%
1/09/2015		5.31%
1/10/2015		5.08%
12mth average to Oct 15		4.67%

31/10/2013	5425.5	FALSE
29/11/2013	5320.05	FALSE
31/12/2013	5352.21	FALSE
31/01/2014	5190	FALSE
28/02/2014	5404.82	FALSE
31/03/2014	5394.83	FALSE
30/04/2014	5489.07	FALSE
30/05/2014	5492.55	FALSE
30/06/2014	5395.75	FALSE
31/07/2014	5632.91	FALSE
29/08/2014	5625.89	FALSE
30/09/2014	5292.81	FALSE
31/10/2014	5526.6	FALSE
28/11/2014	5313	FALSE
31/12/2014	5411.02	FALSE
30/01/2015	5588.32	FALSE
27/02/2015	5928.77	FALSE
31/03/2015	5891.5	FALSE
30/04/2015	5789.98	FALSE
29/05/2015	5777.16	FALSE
30/06/2015	5459.01	FALSE
31/07/2015	5699.16	FALSE
31/08/2015	5206.98	FALSE
30/09/2015	5021.63	FALSE
30/10/2015	5239.44	FALSE
30/11/2015	5166.52	FALSE
2/01/2007	5670.21	TRUE
3/01/2007	5649.35	TRUE
4/01/2007	5584.83	TRUE
5/01/2007	5572.05	TRUE
8/01/2007	5501.95	TRUE
9/01/2007	5589.74	TRUE
10/01/2007	5520.92	TRUE
11/01/2007	5564.85	TRUE
12/01/2007	5638.77	TRUE
15/01/2007	5673.82	TRUE
16/01/2007	5673.42	TRUE
17/01/2007	5646.05	TRUE
18/01/2007	5672.41	TRUE
19/01/2007	5673.07	TRUE
22/01/2007	5726.64	TRUE
23/01/2007	5735.04	TRUE
24/01/2007	5768.82	TRUE
25/01/2007	5769.9	TRUE
29/01/2007	5760.39	TRUE
30/01/2007	5812.51	TRUE
1/02/2007	5814.14	TRUE
2/02/2007	5831.51	TRUE
5/02/2007	5822.09	TRUE
6/02/2007	5870.55	TRUE
7/02/2007	5899.75	TRUE
8/02/2007	5899.46	TRUE
9/02/2007	5927.16	TRUE
12/02/2007	5924.14	TRUE
13/02/2007	5936.6	TRUE
14/02/2007	5960.51	TRUE
15/02/2007	5992.85	TRUE
16/02/2007	5953.72	TRUE
19/02/2007	5990.1	TRUE
20/02/2007	5989.75	TRUE
21/02/2007	5951.76	TRUE
22/02/2007	6017.09	TRUE
23/02/2007	6036.11	TRUE
26/02/2007	6044.01	TRUE
27/02/2007	5993.82	TRUE
1/03/2007	5810.24	TRUE
2/03/2007	5785.96	TRUE
5/03/2007	5653.64	TRUE
6/03/2007	5771.82	TRUE
7/03/2007	5825.35	TRUE
8/03/2007	5822.31	TRUE
9/03/2007	5830.2	TRUE
12/03/2007	5890.99	TRUE
13/03/2007	5865.03	TRUE
14/03/2007	5741.87	TRUE
15/03/2007	5853.02	TRUE
16/03/2007	5836.28	TRUE
19/03/2007	5859.75	TRUE
20/03/2007	5876.61	TRUE
21/03/2007	5861.86	TRUE
22/03/2007	5955.75	TRUE
23/03/2007	5952.29	TRUE
26/03/2007	5990.66	TRUE
27/03/2007	5964.18	TRUE
28/03/2007	5923.2	TRUE
29/03/2007	5960.91	TRUE
2/04/2007	5915.85	TRUE
3/04/2007	6013.38	TRUE
4/04/2007	6097.16	TRUE
5/04/2007	6077.05	TRUE
10/04/2007	6152.98	TRUE
11/04/2007	6151.35	TRUE
12/04/2007	6158.16	TRUE
13/04/2007	6135.76	TRUE
16/04/2007	6197.67	TRUE
17/04/2007	6186.47	TRUE
18/04/2007	6236.87	TRUE
19/04/2007	6165.07	TRUE
20/04/2007	6207.48	TRUE
23/04/2007	6209.15	TRUE
24/04/2007	6188.21	TRUE
26/04/2007	6212.17	TRUE
27/04/2007	6151.65	TRUE

1/05/2007	6145.85	TRUE
2/05/2007	6237.74	TRUE
3/05/2007	6245.61	TRUE
4/05/2007	6304.89	TRUE
7/05/2007	6335.68	TRUE
8/05/2007	6304.37	TRUE
9/05/2007	6341.04	TRUE
10/05/2007	6355.51	TRUE
11/05/2007	6297.36	TRUE
14/05/2007	6345.14	TRUE
15/05/2007	6291.19	TRUE
16/05/2007	6294.64	TRUE
17/05/2007	6365.86	TRUE
18/05/2007	6312.49	TRUE
21/05/2007	6369.01	TRUE
22/05/2007	6338.79	TRUE
23/05/2007	6355.12	TRUE
24/05/2007	6279.11	TRUE
25/05/2007	6252.81	TRUE
28/05/2007	6251.36	TRUE
29/05/2007	6317.61	TRUE
30/05/2007	6243.44	TRUE
1/06/2007	6333.48	TRUE
4/06/2007	6392.95	TRUE
5/06/2007	6370.83	TRUE
6/06/2007	6337.09	TRUE
7/06/2007	6311.14	TRUE
8/06/2007	6231.68	TRUE
12/06/2007	6240.05	TRUE
13/06/2007	6180.7	TRUE
14/06/2007	6261.23	TRUE
15/06/2007	6293.79	TRUE
18/06/2007	6343.38	TRUE
19/06/2007	6372.02	TRUE
20/06/2007	6396.89	TRUE
21/06/2007	6387.03	TRUE
22/06/2007	6382.62	TRUE
25/06/2007	6329.76	TRUE
26/06/2007	6308.58	TRUE
27/06/2007	6184.24	TRUE
28/06/2007	6265.57	TRUE
2/07/2007	6263.27	TRUE
3/07/2007	6298.97	TRUE
4/07/2007	6298.63	TRUE
5/07/2007	6362.28	TRUE
6/07/2007	6351.12	TRUE
9/07/2007	6400.59	TRUE
10/07/2007	6361.52	TRUE
11/07/2007	6325.13	TRUE
12/07/2007	6363.42	TRUE
13/07/2007	6389.42	TRUE
16/07/2007	6380.84	TRUE
17/07/2007	6381.61	TRUE
18/07/2007	6329.11	TRUE
19/07/2007	6384.17	TRUE
20/07/2007	6421.82	TRUE
23/07/2007	6390.38	TRUE
24/07/2007	6422.34	TRUE
25/07/2007	6340.54	TRUE
26/07/2007	6258.5	TRUE
27/07/2007	6082.94	TRUE
30/07/2007	6108.81	TRUE
1/08/2007	5941.2	TRUE
2/08/2007	6011.83	TRUE
3/08/2007	6021.05	TRUE
6/08/2007	5920.19	TRUE
7/08/2007	5985.01	TRUE
8/08/2007	6100.79	TRUE
9/08/2007	6165.63	TRUE
10/08/2007	5936	TRUE
13/08/2007	6011.6	TRUE
14/08/2007	5964.81	TRUE
15/08/2007	5788.04	TRUE
16/08/2007	5711.52	TRUE
17/08/2007	5671.04	TRUE
20/08/2007	5932.62	TRUE
21/08/2007	5989.4	TRUE
22/08/2007	6004.98	TRUE
23/08/2007	6159.69	TRUE
24/08/2007	6088.5	TRUE
27/08/2007	6185.23	TRUE
28/08/2007	6176.29	TRUE
29/08/2007	6100.33	TRUE
30/08/2007	6135.04	TRUE
3/09/2007	6267.3	TRUE
4/09/2007	6293.28	TRUE
5/09/2007	6262.72	TRUE
6/09/2007	6250.95	TRUE
7/09/2007	6278.41	TRUE
10/09/2007	6191.24	TRUE
11/09/2007	6235.46	TRUE
12/09/2007	6220.32	TRUE
13/09/2007	6230.59	TRUE
14/09/2007	6306.83	TRUE
17/09/2007	6271.37	TRUE
18/09/2007	6192.54	TRUE
19/09/2007	6356.13	TRUE
20/09/2007	6393.73	TRUE
21/09/2007	6357.86	TRUE
24/09/2007	6451.46	TRUE
25/09/2007	6483.03	TRUE
26/09/2007	6481.39	TRUE
27/09/2007	6538.13	TRUE
1/10/2007	6563.7	TRUE
2/10/2007	6659.89	TRUE
3/10/2007	6659.95	TRUE
4/10/2007	6566.92	TRUE

5/10/2007	6605.36	TRUE
8/10/2007	6654.34	TRUE
9/10/2007	6677.82	TRUE
10/10/2007	6738.26	TRUE
11/10/2007	6771.91	TRUE
12/10/2007	6748.94	TRUE
15/10/2007	6738.99	TRUE
16/10/2007	6691.96	TRUE
17/10/2007	6680.12	TRUE
18/10/2007	6767.66	TRUE
19/10/2007	6706.32	TRUE
22/10/2007	6577.32	TRUE
23/10/2007	6660.86	TRUE
24/10/2007	6634.44	TRUE
25/10/2007	6624.32	TRUE
26/10/2007	6700.58	TRUE
29/10/2007	6792.14	TRUE
30/10/2007	6750.16	TRUE
1/11/2007	6828.71	TRUE
2/11/2007	6696.57	TRUE
5/11/2007	6582.33	TRUE
6/11/2007	6628.01	TRUE
7/11/2007	6692.36	TRUE
8/11/2007	6521.63	TRUE
9/11/2007	6545.67	TRUE
12/11/2007	6455.26	TRUE
13/11/2007	6515.23	TRUE
14/11/2007	6598.56	TRUE
15/11/2007	6528.65	TRUE
16/11/2007	6461.87	TRUE
19/11/2007	6535.16	TRUE
20/11/2007	6425.43	TRUE
21/11/2007	6384.28	TRUE
22/11/2007	6334.27	TRUE
23/11/2007	6330.25	TRUE
26/11/2007	6471.36	TRUE
27/11/2007	6432.7	TRUE
28/11/2007	6370.15	TRUE
29/11/2007	6444.52	TRUE
3/12/2007	6533.52	TRUE
4/12/2007	6530.79	TRUE
5/12/2007	6508.13	TRUE
6/12/2007	6600.86	TRUE
7/12/2007	6654.66	TRUE
10/12/2007	6625.1	TRUE
11/12/2007	6680.36	TRUE
12/12/2007	6615.21	TRUE
13/12/2007	6597.59	TRUE
14/12/2007	6491.68	TRUE
17/12/2007	6263.51	TRUE
18/12/2007	6236.87	TRUE
19/12/2007	6216.36	TRUE
20/12/2007	6176.89	TRUE
21/12/2007	6246.99	TRUE
24/12/2007	6323.59	TRUE
27/12/2007	6350.85	TRUE
28/12/2007	6339.93	TRUE
2/01/2008	6353.16	TRUE
3/01/2008	6290.71	TRUE
4/01/2008	6306.82	TRUE
7/01/2008	6161.62	TRUE
8/01/2008	6128.14	TRUE
9/01/2008	6087.72	TRUE
10/01/2008	6078.7	TRUE
11/01/2008	5981.62	TRUE
14/01/2008	5980.02	TRUE
15/01/2008	5959.98	TRUE
16/01/2008	5809.68	TRUE
17/01/2008	5796.12	TRUE
18/01/2008	5747.25	TRUE
21/01/2008	5580.42	TRUE
22/01/2008	5186.85	TRUE
23/01/2008	5412.32	TRUE
24/01/2008	5580.44	TRUE
25/01/2008	5860.32	TRUE
29/01/2008	5716.45	TRUE
30/01/2008	5618.72	TRUE
1/02/2008	5842.94	TRUE
4/02/2008	5867.45	TRUE
5/02/2008	5792.92	TRUE
6/02/2008	5609.36	TRUE
7/02/2008	5596.73	TRUE
8/02/2008	5658.01	TRUE
11/02/2008	5537.6	TRUE
12/02/2008	5608.1	TRUE
13/02/2008	5542.06	TRUE
14/02/2008	5684.76	TRUE
15/02/2008	5606.61	TRUE
18/02/2008	5558.43	TRUE
19/02/2008	5619.1	TRUE
20/02/2008	5496.47	TRUE
21/02/2008	5583.35	TRUE
22/02/2008	5559.88	TRUE
25/02/2008	5621.56	TRUE
26/02/2008	5666.05	TRUE
27/02/2008	5767.22	TRUE
28/02/2008	5651.24	TRUE
3/03/2008	5405.75	TRUE
4/03/2008	5380.3	TRUE
5/03/2008	5376.63	TRUE
6/03/2008	5435.54	TRUE
7/03/2008	5263.97	TRUE
10/03/2008	5180.43	TRUE
11/03/2008	5134.16	TRUE
12/03/2008	5257.94	TRUE
13/03/2008	5135.89	TRUE
14/03/2008	5206.93	TRUE

17/03/2008	5087.04	TRUE
18/03/2008	5086.09	TRUE
19/03/2008	5289.09	TRUE
20/03/2008	5127.53	TRUE
25/03/2008	5318.4	TRUE
26/03/2008	5381.4	TRUE
27/03/2008	5371.63	TRUE
28/03/2008	5351.1	TRUE
1/04/2008	5361.16	TRUE
2/04/2008	5502.93	TRUE
3/04/2008	5608.94	TRUE
4/04/2008	5619.56	TRUE
7/04/2008	5625.02	TRUE
8/04/2008	5571.52	TRUE
9/04/2008	5520.17	TRUE
10/04/2008	5446.37	TRUE
11/04/2008	5439.29	TRUE
14/04/2008	5342.43	TRUE
15/04/2008	5400.42	TRUE
16/04/2008	5470.29	TRUE
17/04/2008	5518.96	TRUE
18/04/2008	5429.66	TRUE
21/04/2008	5600.29	TRUE
22/04/2008	5564.58	TRUE
23/04/2008	5652.9	TRUE
24/04/2008	5587.32	TRUE
28/04/2008	5602.75	TRUE
29/04/2008	5606.94	TRUE
1/05/2008	5585.81	TRUE
2/05/2008	5700.42	TRUE
5/05/2008	5730.34	TRUE
6/05/2008	5701.35	TRUE
7/05/2008	5668.37	TRUE
8/05/2008	5723.24	TRUE
9/05/2008	5771.77	TRUE
12/05/2008	5828.54	TRUE
13/05/2008	5812.65	TRUE
14/05/2008	5872.68	TRUE
15/05/2008	5890.66	TRUE
16/05/2008	5930.98	TRUE
19/05/2008	5949.43	TRUE
20/05/2008	5908.09	TRUE
21/05/2008	5823.44	TRUE
22/05/2008	5826.93	TRUE
23/05/2008	5767.98	TRUE
26/05/2008	5707	TRUE
27/05/2008	5714.43	TRUE
28/05/2008	5648.07	TRUE
29/05/2008	5709.41	TRUE
2/06/2008	5662.35	TRUE
3/06/2008	5574.17	TRUE
4/06/2008	5584.49	TRUE
5/06/2008	5530.11	TRUE
6/06/2008	5592.09	TRUE
10/06/2008	5437.45	TRUE
11/06/2008	5467.26	TRUE
12/06/2008	5329.24	TRUE
13/06/2008	5378.14	TRUE
16/06/2008	5371.69	TRUE
17/06/2008	5422.7	TRUE
18/06/2008	5443.23	TRUE
19/06/2008	5366.64	TRUE
20/06/2008	5288.28	TRUE
23/06/2008	5283.67	TRUE
24/06/2008	5290.02	TRUE
25/06/2008	5237.81	TRUE
26/06/2008	5306.96	TRUE
27/06/2008	5236.99	TRUE
1/07/2008	5138.88	TRUE
2/07/2008	5094.78	TRUE
3/07/2008	4998.31	TRUE
4/07/2008	5082.08	TRUE
7/07/2008	5002.48	TRUE
8/07/2008	4932.93	TRUE
9/07/2008	5011.85	TRUE
10/07/2008	4937.37	TRUE
11/07/2008	4979.91	TRUE
14/07/2008	4921	TRUE
15/07/2008	4815.67	TRUE
16/07/2008	4870.61	TRUE
17/07/2008	4901.03	TRUE
18/07/2008	4840.36	TRUE
21/07/2008	5011.76	TRUE
22/07/2008	5005.56	TRUE
23/07/2008	5105.28	TRUE
24/07/2008	5144.13	TRUE
25/07/2008	4970.54	TRUE
28/07/2008	4922.13	TRUE
29/07/2008	4847.39	TRUE
30/07/2008	4936.68	TRUE
1/08/2008	4904.04	TRUE
4/08/2008	4887.72	TRUE
5/08/2008	4820.43	TRUE
6/08/2008	4969.14	TRUE
7/08/2008	4983.3	TRUE
8/08/2008	4986.2	TRUE
11/08/2008	5026.09	TRUE
12/08/2008	5053.58	TRUE
13/08/2008	4951.6	TRUE
14/08/2008	4981.12	TRUE
15/08/2008	4981.73	TRUE
18/08/2008	4984.98	TRUE
19/08/2008	4866.36	TRUE
20/08/2008	4929.48	TRUE
21/08/2008	4875.17	TRUE
22/08/2008	4931.38	TRUE
25/08/2008	5014.85	TRUE

26/08/2008	5007.5	TRUE
27/08/2008	5011.22	TRUE
28/08/2008	5066.52	TRUE
1/09/2008	5118.31	TRUE
2/09/2008	5115.97	TRUE
3/09/2008	5060.02	TRUE
4/09/2008	4979.5	TRUE
5/09/2008	4877.06	TRUE
8/09/2008	5067.54	TRUE
9/09/2008	4980.15	TRUE
10/09/2008	4905.46	TRUE
11/09/2008	4814.27	TRUE
12/09/2008	4903.82	TRUE
15/09/2008	4817.67	TRUE
16/09/2008	4750.82	TRUE
17/09/2008	4722.18	TRUE
18/09/2008	4607.27	TRUE
19/09/2008	4804.06	TRUE
22/09/2008	5020.53	TRUE
23/09/2008	4923.54	TRUE
24/09/2008	4981.89	TRUE
25/09/2008	4927.37	TRUE
26/09/2008	4904.75	TRUE
29/09/2008	4807.35	TRUE
1/10/2008	4794.6	TRUE
2/10/2008	4761.13	TRUE
3/10/2008	4695.45	TRUE
6/10/2008	4540.4	TRUE
7/10/2008	4618.71	TRUE
8/10/2008	4388.06	TRUE
9/10/2008	4320.93	TRUE
10/10/2008	3960.65	TRUE
13/10/2008	4180.71	TRUE
14/10/2008	4335.19	TRUE
15/10/2008	4300	TRUE
16/10/2008	4013.43	TRUE
17/10/2008	3970.81	TRUE
20/10/2008	4142.28	TRUE
21/10/2008	4302.48	TRUE
22/10/2008	4156.14	TRUE
23/10/2008	3974.37	TRUE
24/10/2008	3869.44	TRUE
27/10/2008	3809.2	TRUE
28/10/2008	3794.59	TRUE
29/10/2008	3845.57	TRUE
30/10/2008	4001.11	TRUE
3/11/2008	4221.46	TRUE
4/11/2008	4215.09	TRUE
5/11/2008	4336.57	TRUE
6/11/2008	4149.74	TRUE
7/11/2008	4051.27	TRUE
10/11/2008	4107.76	TRUE
11/11/2008	3960.91	TRUE
12/11/2008	3927.31	TRUE
13/11/2008	3697.26	TRUE
14/11/2008	3748.14	TRUE
17/11/2008	3653.04	TRUE
18/11/2008	3523.19	TRUE
19/11/2008	3499.63	TRUE
20/11/2008	3352.94	TRUE
21/11/2008	3416.5	TRUE
24/11/2008	3425.1	TRUE
25/11/2008	3623.36	TRUE
26/11/2008	3539.98	TRUE
27/11/2008	3587.97	TRUE
1/12/2008	3681.19	TRUE
2/12/2008	3528.23	TRUE
3/12/2008	3533.82	TRUE
4/12/2008	3532.43	TRUE
5/12/2008	3489.91	TRUE
8/12/2008	3631.58	TRUE
9/12/2008	3604.35	TRUE
10/12/2008	3640.66	TRUE
11/12/2008	3598.01	TRUE
12/12/2008	3510.38	TRUE
15/12/2008	3591.36	TRUE
16/12/2008	3556.21	TRUE
17/12/2008	3570.6	TRUE
18/12/2008	3581.16	TRUE
19/12/2008	3615.66	TRUE
22/12/2008	3557.37	TRUE
23/12/2008	3531.37	TRUE
24/12/2008	3582.22	TRUE
29/12/2008	3621.11	TRUE
30/12/2008	3654.16	TRUE
2/01/2009	3713.8	TRUE
5/01/2009	3687.04	TRUE
6/01/2009	3742.69	TRUE
7/01/2009	3779.73	TRUE
8/01/2009	3694.3	TRUE
9/01/2009	3735.75	TRUE
12/01/2009	3683.32	TRUE
13/01/2009	3654.57	TRUE
14/01/2009	3686.96	TRUE
15/01/2009	3529.54	TRUE
16/01/2009	3550.94	TRUE
19/01/2009	3589.32	TRUE
20/01/2009	3476.63	TRUE
21/01/2009	3442.75	TRUE
22/01/2009	3486.81	TRUE
23/01/2009	3342.7	TRUE
27/01/2009	3443.99	TRUE
28/01/2009	3495.54	TRUE
29/01/2009	3526.16	TRUE
2/02/2009	3497.45	TRUE
3/02/2009	3508.67	TRUE
4/02/2009	3437.93	TRUE

5/02/2009	3428.56	TRUE
6/02/2009	3469.88	TRUE
9/02/2009	3508.6	TRUE
10/02/2009	3488.65	TRUE
11/02/2009	3474.43	TRUE
12/02/2009	3514.29	TRUE
13/02/2009	3559.11	TRUE
16/02/2009	3516.92	TRUE
17/02/2009	3464.33	TRUE
18/02/2009	3413.2	TRUE
19/02/2009	3448.93	TRUE
20/02/2009	3402.39	TRUE
23/02/2009	3351.2	TRUE
24/02/2009	3331.55	TRUE
25/02/2009	3327.49	TRUE
26/02/2009	3345.46	TRUE
2/03/2009	3250.13	TRUE
3/03/2009	3219.21	TRUE
4/03/2009	3166.38	TRUE
5/03/2009	3188.5	TRUE
6/03/2009	3145.46	TRUE
9/03/2009	3154.48	TRUE
10/03/2009	3184.53	TRUE
11/03/2009	3244.38	TRUE
12/03/2009	3235.54	TRUE
13/03/2009	3345.17	TRUE
16/03/2009	3348.43	TRUE
17/03/2009	3451.94	TRUE
18/03/2009	3446.32	TRUE
19/03/2009	3480.23	TRUE
20/03/2009	3465.8	TRUE
23/03/2009	3550.29	TRUE
24/03/2009	3579.97	TRUE
25/03/2009	3609.31	TRUE
26/03/2009	3646.65	TRUE
27/03/2009	3672.33	TRUE
30/03/2009	3604.36	TRUE
1/04/2009	3579.73	TRUE
2/04/2009	3680.2	TRUE
3/04/2009	3735.63	TRUE
6/04/2009	3756.58	TRUE
7/04/2009	3706.31	TRUE
8/04/2009	3619.5	TRUE
9/04/2009	3671.56	TRUE
14/04/2009	3752.91	TRUE
15/04/2009	3747.53	TRUE
16/04/2009	3775.72	TRUE
17/04/2009	3776.73	TRUE
20/04/2009	3769.04	TRUE
21/04/2009	3677.42	TRUE
22/04/2009	3668.19	TRUE
23/04/2009	3743.02	TRUE
24/04/2009	3712.27	TRUE
27/04/2009	3731.58	TRUE
28/04/2009	3708.4	TRUE
29/04/2009	3695.32	TRUE
1/05/2009	3769.61	TRUE
4/05/2009	3883	TRUE
5/05/2009	3890.45	TRUE
6/05/2009	3867.1	TRUE
7/05/2009	3938.69	TRUE
8/05/2009	3941.71	TRUE
11/05/2009	3925.96	TRUE
12/05/2009	3877.23	TRUE
13/05/2009	3856.13	TRUE
14/05/2009	3723.38	TRUE
15/05/2009	3773.17	TRUE
18/05/2009	3735.64	TRUE
19/05/2009	3817.3	TRUE
20/05/2009	3824.62	TRUE
21/05/2009	3813.89	TRUE
22/05/2009	3761.58	TRUE
25/05/2009	3737.91	TRUE
26/05/2009	3788.45	TRUE
27/05/2009	3801.09	TRUE
28/05/2009	3755.67	TRUE
1/06/2009	3894.42	TRUE
2/06/2009	3955.35	TRUE
3/06/2009	4017.18	TRUE
4/06/2009	3934.64	TRUE
5/06/2009	3971.16	TRUE
9/06/2009	3934.86	TRUE
10/06/2009	4024.41	TRUE
11/06/2009	4047.22	TRUE
12/06/2009	4062.2	TRUE
15/06/2009	4031.72	TRUE
16/06/2009	3962.48	TRUE
17/06/2009	3904.13	TRUE
18/06/2009	3892.08	TRUE
19/06/2009	3899.56	TRUE
22/06/2009	3918.17	TRUE
23/06/2009	3796.91	TRUE
24/06/2009	3806.99	TRUE
25/06/2009	3855.99	TRUE
26/06/2009	3903.85	TRUE
29/06/2009	3886.91	TRUE
1/07/2009	3874.02	TRUE
2/07/2009	3877.29	TRUE
3/07/2009	3828.21	TRUE
6/07/2009	3783.7	TRUE
7/07/2009	3766.89	TRUE
8/07/2009	3767.95	TRUE
9/07/2009	3763.33	TRUE
10/07/2009	3794.08	TRUE
13/07/2009	3737.47	TRUE
14/07/2009	3867.14	TRUE
15/07/2009	3924.52	TRUE

16/07/2009	3995.62	TRUE
17/07/2009	4000.77	TRUE
20/07/2009	4050.29	TRUE
21/07/2009	4050.68	TRUE
22/07/2009	4068.46	TRUE
23/07/2009	4064.07	TRUE
24/07/2009	4089.76	TRUE
27/07/2009	4139.57	TRUE
28/07/2009	4169.53	TRUE
29/07/2009	4142.78	TRUE
30/07/2009	4190.45	TRUE
3/08/2009	4263.37	TRUE
4/08/2009	4309.29	TRUE
5/08/2009	4264.49	TRUE
6/08/2009	4326.33	TRUE
7/08/2009	4299.44	TRUE
10/08/2009	4304.11	TRUE
11/08/2009	4331.97	TRUE
12/08/2009	4343.06	TRUE
13/08/2009	4435.91	TRUE
14/08/2009	4461.01	TRUE
17/08/2009	4388.45	TRUE
18/08/2009	4381.6	TRUE
19/08/2009	4373.85	TRUE
20/08/2009	4377.53	TRUE
21/08/2009	4290.56	TRUE
24/08/2009	4426.1	TRUE
25/08/2009	4405.82	TRUE
26/08/2009	4454.45	TRUE
27/08/2009	4450.75	TRUE
28/08/2009	4489.59	TRUE
1/09/2009	4514.61	TRUE
2/09/2009	4438.21	TRUE
3/09/2009	4429.57	TRUE
4/09/2009	4435.52	TRUE
7/09/2009	4454.39	TRUE
8/09/2009	4523.76	TRUE
9/09/2009	4522.22	TRUE
10/09/2009	4570.76	TRUE
11/09/2009	4596.08	TRUE
14/09/2009	4531.11	TRUE
15/09/2009	4540.35	TRUE
16/09/2009	4650.4	TRUE
17/09/2009	4714.91	TRUE
18/09/2009	4693.24	TRUE
21/09/2009	4677.38	TRUE
22/09/2009	4663.69	TRUE
23/09/2009	4734.14	TRUE
24/09/2009	4701.2	TRUE
25/09/2009	4713.26	TRUE
28/09/2009	4677.38	TRUE
29/09/2009	4753.13	TRUE
1/10/2009	4701.13	TRUE
2/10/2009	4601.65	TRUE
5/10/2009	4573.27	TRUE
6/10/2009	4591.61	TRUE
7/10/2009	4695.71	TRUE
8/10/2009	4768.59	TRUE
9/10/2009	4752.85	TRUE
12/10/2009	4739.83	TRUE
13/10/2009	4785.67	TRUE
14/10/2009	4831.13	TRUE
15/10/2009	4859.89	TRUE
16/10/2009	4836.45	TRUE
19/10/2009	4792.79	TRUE
20/10/2009	4846.25	TRUE
21/10/2009	4838.64	TRUE
22/10/2009	4812.76	TRUE
23/10/2009	4859.4	TRUE
26/10/2009	4830.29	TRUE
27/10/2009	4753.53	TRUE
28/10/2009	4685.14	TRUE
29/10/2009	4574.75	TRUE
2/11/2009	4540.42	TRUE
3/11/2009	4531.47	TRUE
4/11/2009	4540.11	TRUE
5/11/2009	4507.99	TRUE
6/11/2009	4594.04	TRUE
9/11/2009	4674.94	TRUE
10/11/2009	4733.57	TRUE
11/11/2009	4757.03	TRUE
12/11/2009	4747.89	TRUE
13/11/2009	4706.44	TRUE
16/11/2009	4755.19	TRUE
17/11/2009	4729.45	TRUE
18/11/2009	4739.04	TRUE
19/11/2009	4749.22	TRUE
20/11/2009	4685.76	TRUE
23/11/2009	4717.04	TRUE
24/11/2009	4685.05	TRUE
25/11/2009	4722.23	TRUE
26/11/2009	4708.65	TRUE
27/11/2009	4572.07	TRUE
1/12/2009	4719	TRUE
2/12/2009	4762.36	TRUE
3/12/2009	4774.59	TRUE
4/12/2009	4702.22	TRUE
7/12/2009	4676.46	TRUE
8/12/2009	4670.65	TRUE
9/12/2009	4637.89	TRUE
10/12/2009	4606.59	TRUE
11/12/2009	4635.23	TRUE
14/12/2009	4654	TRUE
15/12/2009	4673.49	TRUE
16/12/2009	4661.91	TRUE
17/12/2009	4670.27	TRUE
18/12/2009	4650.52	TRUE

21/12/2009	4635.13	TRUE
22/12/2009	4704.25	TRUE
23/12/2009	4739.34	TRUE
24/12/2009	4790.85	TRUE
29/12/2009	4845.11	TRUE
30/12/2009	4833.32	TRUE
4/01/2010	4876.25	TRUE
5/01/2010	4924.27	TRUE
6/01/2010	4921.4	TRUE
7/01/2010	4899.4	TRUE
8/01/2010	4912.13	TRUE
11/01/2010	4950.66	TRUE
12/01/2010	4899.52	TRUE
13/01/2010	4868.13	TRUE
14/01/2010	4898.04	TRUE
15/01/2010	4899.59	TRUE
18/01/2010	4911.07	TRUE
19/01/2010	4861.23	TRUE
20/01/2010	4868.19	TRUE
21/01/2010	4827.16	TRUE
22/01/2010	4750.61	TRUE
25/01/2010	4717.86	TRUE
27/01/2010	4644.64	TRUE
28/01/2010	4673.26	TRUE
1/02/2010	4524.14	TRUE
2/02/2010	4605.33	TRUE
3/02/2010	4647.89	TRUE
4/02/2010	4621.6	TRUE
5/02/2010	4514.06	TRUE
8/02/2010	4521.36	TRUE
9/02/2010	4505.07	TRUE
10/02/2010	4513.42	TRUE
11/02/2010	4554.3	TRUE
12/02/2010	4562.09	TRUE
15/02/2010	4545.45	TRUE
16/02/2010	4567.75	TRUE
17/02/2010	4667.86	TRUE
18/02/2010	4654.91	TRUE
19/02/2010	4635.06	TRUE
22/02/2010	4717.53	TRUE
23/02/2010	4718.31	TRUE
24/02/2010	4648.52	TRUE
25/02/2010	4594.06	TRUE
1/03/2010	4686.53	TRUE
2/03/2010	4701.92	TRUE
3/03/2010	4735.67	TRUE
4/03/2010	4750.5	TRUE
5/03/2010	4767.24	TRUE
8/03/2010	4807.86	TRUE
9/03/2010	4820.1	TRUE
10/03/2010	4819.96	TRUE
11/03/2010	4814.2	TRUE
12/03/2010	4818.12	TRUE
15/03/2010	4784.09	TRUE
16/03/2010	4797.25	TRUE
17/03/2010	4853.17	TRUE
18/03/2010	4863.11	TRUE
19/03/2010	4872.23	TRUE
22/03/2010	4830.2	TRUE
23/03/2010	4874.75	TRUE
24/03/2010	4891.54	TRUE
25/03/2010	4885.39	TRUE
26/03/2010	4896.89	TRUE
29/03/2010	4897.27	TRUE
30/03/2010	4916.79	TRUE
1/04/2010	4907.74	TRUE
6/04/2010	4953.7	TRUE
7/04/2010	4960.91	TRUE
8/04/2010	4937.91	TRUE
9/04/2010	4948.09	TRUE
12/04/2010	4984.27	TRUE
13/04/2010	4951.62	TRUE
14/04/2010	4994.66	TRUE
15/04/2010	5001.93	TRUE
16/04/2010	4984.66	TRUE
19/04/2010	4915.07	TRUE
20/04/2010	4925.76	TRUE
21/04/2010	4954.27	TRUE
22/04/2010	4907.38	TRUE
23/04/2010	4881.52	TRUE
27/04/2010	4880.02	TRUE
28/04/2010	4822.79	TRUE
29/04/2010	4785.58	TRUE
3/05/2010	4785.48	TRUE
4/05/2010	4737.08	TRUE
5/05/2010	4674.03	TRUE
6/05/2010	4573.25	TRUE
7/05/2010	4480.71	TRUE
10/05/2010	4599.78	TRUE
11/05/2010	4547.99	TRUE
12/05/2010	4572.95	TRUE
13/05/2010	4652.78	TRUE
14/05/2010	4611.11	TRUE
17/05/2010	4467.2	TRUE
18/05/2010	4470.75	TRUE
19/05/2010	4387.1	TRUE
20/05/2010	4316.46	TRUE
21/05/2010	4305.44	TRUE
24/05/2010	4395.39	TRUE
25/05/2010	4265.34	TRUE
26/05/2010	4307.19	TRUE
27/05/2010	4379.17	TRUE
28/05/2010	4457.49	TRUE
1/06/2010	4413.12	TRUE
2/06/2010	4381.03	TRUE
3/06/2010	4485.96	TRUE
4/06/2010	4449.36	TRUE

7/06/2010	4325.89	TRUE
8/06/2010	4381.22	TRUE
9/06/2010	4385.33	TRUE
10/06/2010	4435.31	TRUE
11/06/2010	4505.45	TRUE
15/06/2010	4505.04	TRUE
16/06/2010	4558.95	TRUE
17/06/2010	4527.34	TRUE
18/06/2010	4551.89	TRUE
21/06/2010	4612.6	TRUE
22/06/2010	4558.34	TRUE
23/06/2010	4486.09	TRUE
24/06/2010	4479.66	TRUE
25/06/2010	4413	TRUE
28/06/2010	4384.55	TRUE
29/06/2010	4345.67	TRUE
1/07/2010	4237.46	TRUE
2/07/2010	4238.72	TRUE
5/07/2010	4222.11	TRUE
6/07/2010	4276.09	TRUE
7/07/2010	4254.57	TRUE
8/07/2010	4356.85	TRUE
9/07/2010	4396.31	TRUE
12/07/2010	4409.93	TRUE
13/07/2010	4380.3	TRUE
14/07/2010	4462.44	TRUE
15/07/2010	4442.55	TRUE
16/07/2010	4422.74	TRUE
19/07/2010	4358.31	TRUE
20/07/2010	4403.6	TRUE
21/07/2010	4412.75	TRUE
22/07/2010	4374.65	TRUE
23/07/2010	4458.39	TRUE
26/07/2010	4486.14	TRUE
27/07/2010	4497.4	TRUE
28/07/2010	4529.94	TRUE
29/07/2010	4524.07	TRUE
2/08/2010	4541.6	TRUE
3/08/2010	4571.59	TRUE
4/08/2010	4542.08	TRUE
5/08/2010	4566.5	TRUE
6/08/2010	4566.06	TRUE
9/08/2010	4594.9	TRUE
10/08/2010	4540.74	TRUE
11/08/2010	4455.47	TRUE
12/08/2010	4400.89	TRUE
13/08/2010	4459.59	TRUE
16/08/2010	4438.49	TRUE
17/08/2010	4476.98	TRUE
18/08/2010	4474.91	TRUE
19/08/2010	4479.02	TRUE
20/08/2010	4430.92	TRUE
23/08/2010	4428.99	TRUE
24/08/2010	4381.34	TRUE
25/08/2010	4320.14	TRUE
26/08/2010	4356.02	TRUE
27/08/2010	4370.11	TRUE
30/08/2010	4452.71	TRUE
1/09/2010	4495.71	TRUE
2/09/2010	4532.66	TRUE
3/09/2010	4541.2	TRUE
6/09/2010	4575.54	TRUE
7/09/2010	4573.24	TRUE
8/09/2010	4537.16	TRUE
9/09/2010	4582.24	TRUE
10/09/2010	4560.25	TRUE
13/09/2010	4614.93	TRUE
14/09/2010	4626.46	TRUE
15/09/2010	4661.5	TRUE
16/09/2010	4605.32	TRUE
17/09/2010	4638.89	TRUE
20/09/2010	4631.35	TRUE
21/09/2010	4617.52	TRUE
22/09/2010	4625.22	TRUE
23/09/2010	4633.65	TRUE
24/09/2010	4601.87	TRUE
27/09/2010	4675.37	TRUE
28/09/2010	4669.75	TRUE
29/09/2010	4644.98	TRUE
1/10/2010	4579.24	TRUE
4/10/2010	4625.3	TRUE
5/10/2010	4606.89	TRUE
6/10/2010	4686.78	TRUE
7/10/2010	4691.26	TRUE
8/10/2010	4681.41	TRUE
11/10/2010	4697.5	TRUE
12/10/2010	4618.18	TRUE
13/10/2010	4619.88	TRUE
14/10/2010	4699.09	TRUE
15/10/2010	4688.95	TRUE
18/10/2010	4651.89	TRUE
19/10/2010	4655.67	TRUE
20/10/2010	4624.89	TRUE
21/10/2010	4622.9	TRUE
22/10/2010	4648.23	TRUE
25/10/2010	4709.99	TRUE
26/10/2010	4687.79	TRUE
27/10/2010	4648.14	TRUE
28/10/2010	4684.86	TRUE
1/11/2010	4698.48	TRUE
2/11/2010	4701.38	TRUE
3/11/2010	4722.58	TRUE
4/11/2010	4745.31	TRUE
5/11/2010	4800.64	TRUE
8/11/2010	4778.44	TRUE
9/11/2010	4740.72	TRUE
10/11/2010	4699.81	TRUE

11/11/2010	4728.57	TRUE
12/11/2010	4692.73	TRUE
15/11/2010	4688.04	TRUE
16/11/2010	4700.28	TRUE
17/11/2010	4624.25	TRUE
18/11/2010	4640.15	TRUE
19/11/2010	4629.2	TRUE
22/11/2010	4643.53	TRUE
23/11/2010	4589.07	TRUE
24/11/2010	4584.65	TRUE
25/11/2010	4593.42	TRUE
26/11/2010	4598.34	TRUE
29/11/2010	4618.51	TRUE
1/12/2010	4586.62	TRUE
2/12/2010	4676.24	TRUE
3/12/2010	4694.22	TRUE
6/12/2010	4688.62	TRUE
7/12/2010	4726.84	TRUE
8/12/2010	4699.92	TRUE
9/12/2010	4741.3	TRUE
10/12/2010	4745.94	TRUE
13/12/2010	4757.12	TRUE
14/12/2010	4766.86	TRUE
15/12/2010	4767.78	TRUE
16/12/2010	4783.97	TRUE
17/12/2010	4763.08	TRUE
20/12/2010	4736.58	TRUE
21/12/2010	4771.86	TRUE
22/12/2010	4778.43	TRUE
23/12/2010	4799.01	TRUE
24/12/2010	4777.26	TRUE
29/12/2010	4775.23	TRUE
30/12/2010	4790.38	TRUE
4/01/2011	4742.48	TRUE
5/01/2011	4714.93	TRUE
6/01/2011	4724.98	TRUE
7/01/2011	4705.04	TRUE
10/01/2011	4712.29	TRUE
11/01/2011	4710.67	TRUE
12/01/2011	4724.21	TRUE
13/01/2011	4795.24	TRUE
14/01/2011	4801.48	TRUE
17/01/2011	4763.07	TRUE
18/01/2011	4801.81	TRUE
19/01/2011	4834.56	TRUE
20/01/2011	4783.68	TRUE
21/01/2011	4755.65	TRUE
24/01/2011	4786.04	TRUE
25/01/2011	4807.82	TRUE
27/01/2011	4806.09	TRUE
28/01/2011	4774.89	TRUE
1/02/2011	4752.11	TRUE
2/02/2011	4796.51	TRUE
3/02/2011	4820.57	TRUE
4/02/2011	4862.71	TRUE
7/02/2011	4868.55	TRUE
8/02/2011	4890.36	TRUE
9/02/2011	4904.76	TRUE
10/02/2011	4914.43	TRUE
11/02/2011	4880.94	TRUE
14/02/2011	4935.82	TRUE
15/02/2011	4931.03	TRUE
16/02/2011	4930.2	TRUE
17/02/2011	4938.44	TRUE
18/02/2011	4936.73	TRUE
21/02/2011	4899.99	TRUE
22/02/2011	4856.67	TRUE
23/02/2011	4845.87	TRUE
24/02/2011	4809.35	TRUE
25/02/2011	4836.53	TRUE
1/03/2011	4826.4	TRUE
2/03/2011	4803.21	TRUE
3/03/2011	4806.45	TRUE
4/03/2011	4864.28	TRUE
7/03/2011	4797.88	TRUE
8/03/2011	4808.25	TRUE
9/03/2011	4767.78	TRUE
10/03/2011	4699.68	TRUE
11/03/2011	4644.83	TRUE
14/03/2011	4626.4	TRUE
15/03/2011	4528.73	TRUE
16/03/2011	4558.22	TRUE
17/03/2011	4555.33	TRUE
18/03/2011	4626.44	TRUE
21/03/2011	4642.81	TRUE
22/03/2011	4643.44	TRUE
23/03/2011	4652.4	TRUE
24/03/2011	4699.58	TRUE
25/03/2011	4742.64	TRUE
28/03/2011	4733.6	TRUE
29/03/2011	4755.81	TRUE
30/03/2011	4822.15	TRUE
1/04/2011	4861.83	TRUE
4/04/2011	4886.85	TRUE
5/04/2011	4900.13	TRUE
6/04/2011	4912.91	TRUE
7/04/2011	4908.13	TRUE
8/04/2011	4940.57	TRUE
11/04/2011	4971.22	TRUE
12/04/2011	4898.69	TRUE
13/04/2011	4910.96	TRUE
14/04/2011	4884.25	TRUE
15/04/2011	4852.14	TRUE
18/04/2011	4861.85	TRUE
19/04/2011	4793.29	TRUE
20/04/2011	4858.97	TRUE
21/04/2011	4913.8	TRUE

27/04/2011	4872.9	TRUE
28/04/2011	4873.04	TRUE
2/05/2011	4825.31	TRUE
3/05/2011	4784.61	TRUE
4/05/2011	4740.12	TRUE
5/05/2011	4753.72	TRUE
6/05/2011	4743.04	TRUE
9/05/2011	4756.8	TRUE
10/05/2011	4725.76	TRUE
11/05/2011	4780.25	TRUE
12/05/2011	4696.13	TRUE
13/05/2011	4711.36	TRUE
16/05/2011	4650	TRUE
17/05/2011	4683.92	TRUE
18/05/2011	4693.73	TRUE
19/05/2011	4756.41	TRUE
20/05/2011	4732.19	TRUE
23/05/2011	4642.96	TRUE
24/05/2011	4628.85	TRUE
25/05/2011	4584.69	TRUE
26/05/2011	4660.23	TRUE
27/05/2011	4683.98	TRUE
30/05/2011	4667.54	TRUE
1/06/2011	4707.28	TRUE
2/06/2011	4600.4	TRUE
3/06/2011	4583.07	TRUE
6/06/2011	4569.14	TRUE
7/06/2011	4566.34	TRUE
8/06/2011	4536.77	TRUE
9/06/2011	4549.64	TRUE
10/06/2011	4562.11	TRUE
14/06/2011	4584.95	TRUE
15/06/2011	4566.77	TRUE
16/06/2011	4479.25	TRUE
17/06/2011	4484.93	TRUE
20/06/2011	4451.75	TRUE
21/06/2011	4508.2	TRUE
22/06/2011	4532.6	TRUE
23/06/2011	4500.52	TRUE
24/06/2011	4508.11	TRUE
27/06/2011	4461.79	TRUE
28/06/2011	4474.27	TRUE
29/06/2011	4529.48	TRUE
1/07/2011	4591.19	TRUE
4/07/2011	4610.75	TRUE
5/07/2011	4598.12	TRUE
6/07/2011	4605.04	TRUE
7/07/2011	4605.52	TRUE
8/07/2011	4654.73	TRUE
11/07/2011	4582.3	TRUE
12/07/2011	4495.44	TRUE
13/07/2011	4514.77	TRUE
14/07/2011	4490.74	TRUE
15/07/2011	4473.52	TRUE
18/07/2011	4471.97	TRUE
19/07/2011	4468.15	TRUE
20/07/2011	4549.71	TRUE
21/07/2011	4556.03	TRUE
22/07/2011	4602.85	TRUE
25/07/2011	4530.36	TRUE
26/07/2011	4573.33	TRUE
27/07/2011	4537.37	TRUE
28/07/2011	4463.77	TRUE
1/08/2011	4497.81	TRUE
2/08/2011	4433.63	TRUE
3/08/2011	4332.83	TRUE
4/08/2011	4276.52	TRUE
5/08/2011	4105.39	TRUE
8/08/2011	3986.09	TRUE
9/08/2011	4034.81	TRUE
10/08/2011	4141.29	TRUE
11/08/2011	4140.81	TRUE
12/08/2011	4172.62	TRUE
15/08/2011	4282.86	TRUE
16/08/2011	4247.26	TRUE
17/08/2011	4303.9	TRUE
18/08/2011	4251.17	TRUE
19/08/2011	4101.94	TRUE
22/08/2011	4082.26	TRUE
23/08/2011	4173.44	TRUE
24/08/2011	4167.58	TRUE
25/08/2011	4212.84	TRUE
26/08/2011	4200.02	TRUE
29/08/2011	4263.28	TRUE
30/08/2011	4269.18	TRUE
1/09/2011	4307.47	TRUE
2/09/2011	4242.88	TRUE
5/09/2011	4141.94	TRUE
6/09/2011	4075.54	TRUE
7/09/2011	4183.4	TRUE
8/09/2011	4187.97	TRUE
9/09/2011	4194.72	TRUE
12/09/2011	4038.5	TRUE
13/09/2011	4072.66	TRUE
14/09/2011	4005.77	TRUE
15/09/2011	4071.73	TRUE
16/09/2011	4149.39	TRUE
19/09/2011	4081.48	TRUE
20/09/2011	4040.25	TRUE
21/09/2011	4071.8	TRUE
22/09/2011	3964.91	TRUE
23/09/2011	3903.16	TRUE
26/09/2011	3863.89	TRUE
27/09/2011	4004.56	TRUE
28/09/2011	4039.52	TRUE
29/09/2011	4008.26	TRUE
3/10/2011	3897.02	TRUE

4/10/2011	3872.11	TRUE
5/10/2011	3926.49	TRUE
6/10/2011	4069.89	TRUE
7/10/2011	4162.86	TRUE
10/10/2011	4201.02	TRUE
11/10/2011	4227.62	TRUE
12/10/2011	4204.33	TRUE
13/10/2011	4244.54	TRUE
14/10/2011	4205.64	TRUE
17/10/2011	4275.41	TRUE
18/10/2011	4186.89	TRUE
19/10/2011	4213.72	TRUE
20/10/2011	4144.94	TRUE
21/10/2011	4141.88	TRUE
24/10/2011	4255.05	TRUE
25/10/2011	4227.88	TRUE
26/10/2011	4242.54	TRUE
27/10/2011	4348.18	TRUE
28/10/2011	4353.27	TRUE
1/11/2011	4232.9	TRUE
2/11/2011	4184.64	TRUE
3/11/2011	4171.81	TRUE
4/11/2011	4281.12	TRUE
7/11/2011	4273.41	TRUE
8/11/2011	4293.84	TRUE
9/11/2011	4346.06	TRUE
10/11/2011	4244.11	TRUE
11/11/2011	4296.52	TRUE
14/11/2011	4304.58	TRUE
15/11/2011	4285.65	TRUE
16/11/2011	4247.4	TRUE
17/11/2011	4258.23	TRUE
18/11/2011	4176.97	TRUE
21/11/2011	4163.03	TRUE
22/11/2011	4133	TRUE
23/11/2011	4051.02	TRUE
24/11/2011	4044.21	TRUE
25/11/2011	3984.34	TRUE
28/11/2011	4058.2	TRUE
29/11/2011	4102.1	TRUE
1/12/2011	4228.65	TRUE
2/12/2011	4288	TRUE
5/12/2011	4321.32	TRUE
6/12/2011	4261.98	TRUE
7/12/2011	4292.46	TRUE
8/12/2011	4280.67	TRUE
9/12/2011	4203.02	TRUE
12/12/2011	4252.85	TRUE
13/12/2011	4193.4	TRUE
14/12/2011	4190.5	TRUE
15/12/2011	4139.85	TRUE
16/12/2011	4159.22	TRUE
19/12/2011	4060.37	TRUE
20/12/2011	4053.1	TRUE
21/12/2011	4139.52	TRUE
22/12/2011	4090.82	TRUE
23/12/2011	4140.41	TRUE
28/12/2011	4088.76	TRUE
29/12/2011	4071.07	TRUE
3/01/2012	4101.16	TRUE
4/01/2012	4187.84	TRUE
5/01/2012	4142.68	TRUE
6/01/2012	4108.52	TRUE
9/01/2012	4105.45	TRUE
10/01/2012	4152.24	TRUE
11/01/2012	4187.52	TRUE
12/01/2012	4181	TRUE
13/01/2012	4195.89	TRUE
16/01/2012	4147.24	TRUE
17/01/2012	4215.63	TRUE
18/01/2012	4217.88	TRUE
19/01/2012	4214.77	TRUE
20/01/2012	4239.63	TRUE
23/01/2012	4225.1	TRUE
24/01/2012	4224.23	TRUE
25/01/2012	4271.34	TRUE
27/01/2012	4288.37	TRUE
30/01/2012	4272.74	TRUE
1/02/2012	4225.67	TRUE
2/02/2012	4267.85	TRUE
3/02/2012	4251.17	TRUE
6/02/2012	4295.98	TRUE
7/02/2012	4274.2	TRUE
8/02/2012	4290.71	TRUE
9/02/2012	4282.87	TRUE
10/02/2012	4245.33	TRUE
13/02/2012	4285.13	TRUE
14/02/2012	4242.83	TRUE
15/02/2012	4253.4	TRUE
16/02/2012	4181.86	TRUE
17/02/2012	4195.88	TRUE
20/02/2012	4256.11	TRUE
21/02/2012	4291.2	TRUE
22/02/2012	4293.11	TRUE
23/02/2012	4286.19	TRUE
24/02/2012	4306.78	TRUE
27/02/2012	4267.37	TRUE
28/02/2012	4262.74	TRUE
1/03/2012	4255.55	TRUE
2/03/2012	4273.11	TRUE
5/03/2012	4262.97	TRUE
6/03/2012	4204.73	TRUE
7/03/2012	4143.66	TRUE
8/03/2012	4171.04	TRUE
9/03/2012	4211.99	TRUE
12/03/2012	4196.69	TRUE
13/03/2012	4247.62	TRUE

14/03/2012	4287.18	TRUE
15/03/2012	4277.77	TRUE
16/03/2012	4276.16	TRUE
19/03/2012	4290.8	TRUE
20/03/2012	4275.02	TRUE
21/03/2012	4254.25	TRUE
22/03/2012	4273.68	TRUE
23/03/2012	4270.39	TRUE
26/03/2012	4262.8	TRUE
27/03/2012	4301.33	TRUE
28/03/2012	4343.51	TRUE
29/03/2012	4337.9	TRUE
2/04/2012	4329.27	TRUE
3/04/2012	4337.04	TRUE
4/04/2012	4333.86	TRUE
5/04/2012	4319.85	TRUE
10/04/2012	4292.26	TRUE
11/04/2012	4246.13	TRUE
12/04/2012	4280.64	TRUE
13/04/2012	4323.31	TRUE
16/04/2012	4302.33	TRUE
17/04/2012	4288.79	TRUE
18/04/2012	4348.66	TRUE
19/04/2012	4362.73	TRUE
20/04/2012	4366.5	TRUE
23/04/2012	4352.43	TRUE
24/04/2012	4360.45	TRUE
26/04/2012	4375.2	TRUE
27/04/2012	4362.05	TRUE
1/05/2012	4429.51	TRUE
2/05/2012	4435.91	TRUE
3/05/2012	4428.96	TRUE
4/05/2012	4396.04	TRUE
7/05/2012	4301.29	TRUE
8/05/2012	4314.35	TRUE
9/05/2012	4275.08	TRUE
10/05/2012	4295.55	TRUE
11/05/2012	4285.07	TRUE
14/05/2012	4296.99	TRUE
15/05/2012	4266.28	TRUE
16/05/2012	4165.53	TRUE
17/05/2012	4157.41	TRUE
18/05/2012	4046.46	TRUE
21/05/2012	4073.62	TRUE
22/05/2012	4121	TRUE
23/05/2012	4067.04	TRUE
24/05/2012	4055.85	TRUE
25/05/2012	4029.25	TRUE
28/05/2012	4068.02	TRUE
29/05/2012	4114.41	TRUE
30/05/2012	4094.23	TRUE
1/06/2012	4063.88	TRUE
4/06/2012	3985.03	TRUE
5/06/2012	4043.69	TRUE
6/06/2012	4055.29	TRUE
7/06/2012	4108.57	TRUE
8/06/2012	4063.69	TRUE
12/06/2012	4072.88	TRUE
13/06/2012	4063.79	TRUE
14/06/2012	4042.24	TRUE
15/06/2012	4057.33	TRUE
18/06/2012	4136.9	TRUE
19/06/2012	4123.33	TRUE
20/06/2012	4132.44	TRUE
21/06/2012	4087.57	TRUE
22/06/2012	4048.21	TRUE
25/06/2012	4027.81	TRUE
26/06/2012	4013.3	TRUE
27/06/2012	4043.17	TRUE
28/06/2012	4044.84	TRUE
2/07/2012	4133	TRUE
3/07/2012	4127.22	TRUE
4/07/2012	4172.16	TRUE
5/07/2012	4169.19	TRUE
6/07/2012	4157.81	TRUE
9/07/2012	4118.27	TRUE
10/07/2012	4098.02	TRUE
11/07/2012	4096.54	TRUE
12/07/2012	4067.97	TRUE
13/07/2012	4082.25	TRUE
16/07/2012	4105.1	TRUE
17/07/2012	4140.8	TRUE
18/07/2012	4123.6	TRUE
19/07/2012	4206.69	TRUE
20/07/2012	4199.12	TRUE
23/07/2012	4128.94	TRUE
24/07/2012	4133.23	TRUE
25/07/2012	4123.95	TRUE
26/07/2012	4147.73	TRUE
27/07/2012	4209.77	TRUE
30/07/2012	4245.71	TRUE
1/08/2012	4262.76	TRUE
2/08/2012	4269.54	TRUE
3/08/2012	4221.48	TRUE
6/08/2012	4272.59	TRUE
7/08/2012	4291.56	TRUE
8/08/2012	4312.56	TRUE
9/08/2012	4308.28	TRUE
10/08/2012	4277.3	TRUE
13/08/2012	4283.29	TRUE
14/08/2012	4292.17	TRUE
15/08/2012	4281.22	TRUE
16/08/2012	4330.17	TRUE
17/08/2012	4370.1	TRUE
20/08/2012	4364.29	TRUE
21/08/2012	4383.38	TRUE
22/08/2012	4376.04	TRUE

23/08/2012	4383.7	TRUE
24/08/2012	4348.99	TRUE
27/08/2012	4343.7	TRUE
28/08/2012	4359.38	TRUE
29/08/2012	4356.44	TRUE
30/08/2012	4315.67	TRUE
3/09/2012	4329.67	TRUE
4/09/2012	4303.51	TRUE
5/09/2012	4278.77	TRUE
6/09/2012	4312.89	TRUE
7/09/2012	4325.84	TRUE
10/09/2012	4333.76	TRUE
11/09/2012	4325.79	TRUE
12/09/2012	4361.25	TRUE
13/09/2012	4339.42	TRUE
14/09/2012	4389.96	TRUE
17/09/2012	4402.53	TRUE
18/09/2012	4394.73	TRUE
19/09/2012	4418.36	TRUE
20/09/2012	4397.23	TRUE
21/09/2012	4408.29	TRUE
24/09/2012	4385.47	TRUE
25/09/2012	4372.86	TRUE
26/09/2012	4361.6	TRUE
27/09/2012	4384.17	TRUE
1/10/2012	4388.62	TRUE
2/10/2012	4432.98	TRUE
3/10/2012	4438.56	TRUE
4/10/2012	4452.35	TRUE
5/10/2012	4494.38	TRUE
8/10/2012	4481.86	TRUE
9/10/2012	4505.35	TRUE
10/10/2012	4490.74	TRUE
11/10/2012	4483.53	TRUE
12/10/2012	4486.58	TRUE
15/10/2012	4483.43	TRUE
16/10/2012	4491.5	TRUE
17/10/2012	4528.21	TRUE
18/10/2012	4559.44	TRUE
19/10/2012	4571.08	TRUE
22/10/2012	4541	TRUE
23/10/2012	4543.07	TRUE
24/10/2012	4505.82	TRUE
25/10/2012	4510.5	TRUE
26/10/2012	4472.38	TRUE
29/10/2012	4476.86	TRUE
30/10/2012	4485.69	TRUE
1/11/2012	4457.65	TRUE
2/11/2012	4460.05	TRUE
5/11/2012	4474.12	TRUE
6/11/2012	4484.8	TRUE
7/11/2012	4516.46	TRUE
8/11/2012	4483.82	TRUE
9/11/2012	4462.02	TRUE
12/11/2012	4448.03	TRUE
13/11/2012	4379.8	TRUE
14/11/2012	4388.37	TRUE
15/11/2012	4349.25	TRUE
16/11/2012	4336.85	TRUE
19/11/2012	4361.45	TRUE
20/11/2012	4385.68	TRUE
21/11/2012	4369.5	TRUE
22/11/2012	4413.07	TRUE
23/11/2012	4413.01	TRUE
26/11/2012	4424.19	TRUE
27/11/2012	4456.83	TRUE
28/11/2012	4447.31	TRUE
29/11/2012	4477.73	TRUE
3/12/2012	4531.51	TRUE
4/12/2012	4503.57	TRUE
5/12/2012	4520.4	TRUE
6/12/2012	4509.34	TRUE
7/12/2012	4551.76	TRUE
10/12/2012	4557.95	TRUE
11/12/2012	4576	TRUE
12/12/2012	4583.81	TRUE
13/12/2012	4582.79	TRUE
14/12/2012	4583.11	TRUE
17/12/2012	4573.4	TRUE
18/12/2012	4595.2	TRUE
19/12/2012	4617.78	TRUE
20/12/2012	4634.11	TRUE
21/12/2012	4623.58	TRUE
24/12/2012	4635.19	TRUE
27/12/2012	4647.96	TRUE
28/12/2012	4671.3	TRUE
2/01/2013	4705.94	TRUE
3/01/2013	4740.68	TRUE
4/01/2013	4723.78	TRUE
7/01/2013	4717.32	TRUE
8/01/2013	4690.25	TRUE
9/01/2013	4708.14	TRUE
10/01/2013	4722.96	TRUE
11/01/2013	4709.49	TRUE
14/01/2013	4719.71	TRUE
15/01/2013	4716.55	TRUE
16/01/2013	4738.44	TRUE
17/01/2013	4756.63	TRUE
18/01/2013	4771.23	TRUE
21/01/2013	4777.5	TRUE
22/01/2013	4779.08	TRUE
23/01/2013	4787.83	TRUE
24/01/2013	4810.22	TRUE
25/01/2013	4835.17	TRUE
29/01/2013	4888.98	TRUE
30/01/2013	4896.69	TRUE
1/02/2013	4921.1	TRUE

4/02/2013	4907.52	TRUE
5/02/2013	4882.72	TRUE
6/02/2013	4920.95	TRUE
7/02/2013	4935.7	TRUE
8/02/2013	4971.3	TRUE
11/02/2013	4959.5	TRUE
12/02/2013	4958.99	TRUE
13/02/2013	5003.66	TRUE
14/02/2013	5036.88	TRUE
15/02/2013	5033.92	TRUE
18/02/2013	5063.42	TRUE
19/02/2013	5081.9	TRUE
20/02/2013	5098.71	TRUE
21/02/2013	4980.09	TRUE
22/02/2013	5018.14	TRUE
25/02/2013	5055.77	TRUE
26/02/2013	5003.57	TRUE
27/02/2013	5036.59	TRUE
1/03/2013	5086.13	TRUE
4/03/2013	5010.52	TRUE
5/03/2013	5075.36	TRUE
6/03/2013	5116.79	TRUE
7/03/2013	5109.2	TRUE
8/03/2013	5123.44	TRUE
11/03/2013	5146.91	TRUE
12/03/2013	5117.87	TRUE
13/03/2013	5092.4	TRUE
14/03/2013	5032.22	TRUE
15/03/2013	5120.24	TRUE
18/03/2013	5015.4	TRUE
19/03/2013	4987.4	TRUE
20/03/2013	4967.35	TRUE
21/03/2013	4959.41	TRUE
22/03/2013	4967.26	TRUE
25/03/2013	4990.2	TRUE
26/03/2013	4950.25	TRUE
27/03/2013	4994.99	TRUE
2/04/2013	4985.51	TRUE
3/04/2013	4957.68	TRUE
4/04/2013	4913.48	TRUE
5/04/2013	4891.43	TRUE
8/04/2013	4905.49	TRUE
9/04/2013	4976.84	TRUE
10/04/2013	4968	TRUE
11/04/2013	5007.07	TRUE
12/04/2013	5013.54	TRUE
15/04/2013	4967.91	TRUE
16/04/2013	4950.85	TRUE
17/04/2013	5004.55	TRUE
18/04/2013	4924.42	TRUE
19/04/2013	4931.91	TRUE
22/04/2013	4966.55	TRUE
23/04/2013	5016.23	TRUE
24/04/2013	5102.43	TRUE
26/04/2013	5097.51	TRUE
29/04/2013	5125.81	TRUE
1/05/2013	5166.18	TRUE
2/05/2013	5129.97	TRUE
3/05/2013	5129.5	TRUE
6/05/2013	5156.2	TRUE
7/05/2013	5143.74	TRUE
8/05/2013	5199.75	TRUE
9/05/2013	5198.38	TRUE
10/05/2013	5206.09	TRUE
13/05/2013	5210.34	TRUE
14/05/2013	5220.99	TRUE
15/05/2013	5191.66	TRUE
16/05/2013	5165.66	TRUE
17/05/2013	5180.77	TRUE
20/05/2013	5209.03	TRUE
21/05/2013	5180.06	TRUE
22/05/2013	5165.36	TRUE
23/05/2013	5062.45	TRUE
24/05/2013	4983.5	TRUE
27/05/2013	4959.86	TRUE
28/05/2013	4970.65	TRUE
29/05/2013	4974.73	TRUE
30/05/2013	4930.68	TRUE
3/06/2013	4888.31	TRUE
4/06/2013	4900.81	TRUE
5/06/2013	4835.21	TRUE
6/06/2013	4781.17	TRUE
7/06/2013	4737.7	TRUE
11/06/2013	4757.06	TRUE
12/06/2013	4724.45	TRUE
13/06/2013	4695.76	TRUE
14/06/2013	4791.76	TRUE
17/06/2013	4825.88	TRUE
18/06/2013	4814.35	TRUE
19/06/2013	4861.38	TRUE
20/06/2013	4758.39	TRUE
21/06/2013	4738.8	TRUE
24/06/2013	4669.14	TRUE
25/06/2013	4655.96	TRUE
26/06/2013	4731.72	TRUE
27/06/2013	4811.28	TRUE
1/07/2013	4710.29	TRUE
2/07/2013	4834	TRUE
3/07/2013	4744.13	TRUE
4/07/2013	4794.74	TRUE
5/07/2013	4841.75	TRUE
8/07/2013	4809.53	TRUE
9/07/2013	4881.65	TRUE
10/07/2013	4901.36	TRUE
11/07/2013	4965.7	TRUE
12/07/2013	4973.89	TRUE
15/07/2013	4981.11	TRUE

16/07/2013	4986.02	TRUE
17/07/2013	4981.68	TRUE
18/07/2013	4993.42	TRUE
19/07/2013	4972.09	TRUE
22/07/2013	5001.86	TRUE
23/07/2013	5017.11	TRUE
24/07/2013	5035.07	TRUE
25/07/2013	5035.61	TRUE
26/07/2013	5042.03	TRUE
29/07/2013	5046.33	TRUE
30/07/2013	5047.24	TRUE
1/08/2013	5061.49	TRUE
2/08/2013	5116.76	TRUE
5/08/2013	5111.25	TRUE
6/08/2013	5105.63	TRUE
7/08/2013	5011.3	TRUE
8/08/2013	5064.8	TRUE
9/08/2013	5055.21	TRUE
12/08/2013	5108.65	TRUE
13/08/2013	5157.7	TRUE
14/08/2013	5157.42	TRUE
15/08/2013	5152.37	TRUE
16/08/2013	5113.86	TRUE
19/08/2013	5112.53	TRUE
20/08/2013	5078.18	TRUE
21/08/2013	5099.99	TRUE
22/08/2013	5075.75	TRUE
23/08/2013	5123.36	TRUE
26/08/2013	5135.4	TRUE
27/08/2013	5141.22	TRUE
28/08/2013	5087.16	TRUE
29/08/2013	5092.41	TRUE
2/09/2013	5188.28	TRUE
3/09/2013	5196.57	TRUE
4/09/2013	5161.64	TRUE
5/09/2013	5142.51	TRUE
6/09/2013	5144.99	TRUE
9/09/2013	5181.47	TRUE
10/09/2013	5201.17	TRUE
11/09/2013	5234.39	TRUE
12/09/2013	5242.54	TRUE
13/09/2013	5219.63	TRUE
16/09/2013	5247.99	TRUE
17/09/2013	5251.24	TRUE
18/09/2013	5238.14	TRUE
19/09/2013	5295.55	TRUE
20/09/2013	5276.69	TRUE
23/09/2013	5252.46	TRUE
24/09/2013	5234.16	TRUE
25/09/2013	5275.94	TRUE
26/09/2013	5294.46	TRUE
27/09/2013	5307.06	TRUE
1/10/2013	5206.8	TRUE
2/10/2013	5215.56	TRUE
3/10/2013	5234.89	TRUE
4/10/2013	5208.02	TRUE
7/10/2013	5161.11	TRUE
8/10/2013	5149.44	TRUE
9/10/2013	5152.99	TRUE
10/10/2013	5147.14	TRUE
11/10/2013	5230.87	TRUE
14/10/2013	5207.86	TRUE
15/10/2013	5259.15	TRUE
16/10/2013	5262.91	TRUE
17/10/2013	5283.1	TRUE
18/10/2013	5321.47	TRUE
21/10/2013	5351.77	TRUE
22/10/2013	5373.15	TRUE
23/10/2013	5356.1	TRUE
24/10/2013	5372.89	TRUE
25/10/2013	5386.35	TRUE
28/10/2013	5441.41	TRUE
29/10/2013	5415.53	TRUE
30/10/2013	5430.85	TRUE
1/11/2013	5411.12	TRUE
4/11/2013	5390.53	TRUE
5/11/2013	5431.96	TRUE
6/11/2013	5433.8	TRUE
7/11/2013	5422.04	TRUE
8/11/2013	5400.66	TRUE
11/11/2013	5387.14	TRUE
12/11/2013	5393.09	TRUE
13/11/2013	5319.18	TRUE
14/11/2013	5355.43	TRUE
15/11/2013	5401.67	TRUE
18/11/2013	5384.66	TRUE
19/11/2013	5352.9	TRUE
20/11/2013	5307.66	TRUE
21/11/2013	5288.32	TRUE
22/11/2013	5335.91	TRUE
25/11/2013	5352.83	TRUE
26/11/2013	5357.01	TRUE
27/11/2013	5332.87	TRUE
28/11/2013	5334.34	TRUE
2/12/2013	5279.52	TRUE
3/12/2013	5256.07	TRUE
4/12/2013	5273.75	TRUE
5/12/2013	5197.96	TRUE
6/12/2013	5186.02	TRUE
9/12/2013	5144.42	TRUE
10/12/2013	5143.55	TRUE
11/12/2013	5104.25	TRUE
12/12/2013	5062.52	TRUE
13/12/2013	5098.43	TRUE
16/12/2013	5089.63	TRUE
17/12/2013	5103.19	TRUE
18/12/2013	5096.1	TRUE

19/12/2013	5202.23	TRUE
20/12/2013	5265.22	TRUE
23/12/2013	5291.95	TRUE
24/12/2013	5327.25	TRUE
27/12/2013	5324.06	TRUE
30/12/2013	5356.8	TRUE
2/01/2014	5367.91	TRUE
3/01/2014	5350.1	TRUE
6/01/2014	5324.88	TRUE
7/01/2014	5316.99	TRUE
8/01/2014	5316.05	TRUE
9/01/2014	5324.41	TRUE
10/01/2014	5312.38	TRUE
13/01/2014	5292.08	TRUE
14/01/2014	5212.05	TRUE
15/01/2014	5245.43	TRUE
16/01/2014	5309.07	TRUE
17/01/2014	5305.87	TRUE
20/01/2014	5295.05	TRUE
21/01/2014	5331.46	TRUE
22/01/2014	5319.77	TRUE
23/01/2014	5262.99	TRUE
24/01/2014	5240.93	TRUE
28/01/2014	5175.11	TRUE
29/01/2014	5229.01	TRUE
30/01/2014	5188.06	TRUE
3/02/2014	5187.91	TRUE
4/02/2014	5097.06	TRUE
5/02/2014	5070.31	TRUE
6/02/2014	5131.4	TRUE
7/02/2014	5166.53	TRUE
10/02/2014	5222.15	TRUE
11/02/2014	5254.5	TRUE
12/02/2014	5310.05	TRUE
13/02/2014	5308.1	TRUE
14/02/2014	5356.26	TRUE
17/02/2014	5382.89	TRUE
18/02/2014	5392.82	TRUE
19/02/2014	5408.24	TRUE
20/02/2014	5412.34	TRUE
21/02/2014	5438.7	TRUE
24/02/2014	5440.22	TRUE
25/02/2014	5433.84	TRUE
26/02/2014	5436.99	TRUE
27/02/2014	5411.45	TRUE
3/03/2014	5384.33	TRUE
4/03/2014	5400.23	TRUE
5/03/2014	5446.23	TRUE
6/03/2014	5445.89	TRUE
7/03/2014	5462.31	TRUE
10/03/2014	5411.52	TRUE
11/03/2014	5413.84	TRUE
12/03/2014	5384.2	TRUE
13/03/2014	5412.61	TRUE
14/03/2014	5329.4	TRUE
17/03/2014	5317.56	TRUE
18/03/2014	5344.56	TRUE
19/03/2014	5355.6	TRUE
20/03/2014	5294	TRUE
21/03/2014	5338.08	TRUE
24/03/2014	5346.89	TRUE
25/03/2014	5336.62	TRUE
26/03/2014	5376.75	TRUE
27/03/2014	5350.09	TRUE
28/03/2014	5366.94	TRUE
1/04/2014	5389.17	TRUE
2/04/2014	5403.3	TRUE
3/04/2014	5409.89	TRUE
4/04/2014	5422.83	TRUE
7/04/2014	5413.72	TRUE
8/04/2014	5410.63	TRUE
9/04/2014	5463.78	TRUE
10/04/2014	5480.75	TRUE
11/04/2014	5428.65	TRUE
14/04/2014	5358.95	TRUE
15/04/2014	5388.16	TRUE
16/04/2014	5420.32	TRUE
17/04/2014	5454.23	TRUE
22/04/2014	5479.31	TRUE
23/04/2014	5517.77	TRUE
24/04/2014	5531	TRUE
28/04/2014	5536.07	TRUE
29/04/2014	5486.58	TRUE
1/05/2014	5448.76	TRUE
2/05/2014	5458.06	TRUE
5/05/2014	5462.22	TRUE
6/05/2014	5481.38	TRUE
7/05/2014	5435.77	TRUE
8/05/2014	5476.77	TRUE
9/05/2014	5460.84	TRUE
12/05/2014	5448.44	TRUE
13/05/2014	5498.19	TRUE
14/05/2014	5496.5	TRUE
15/05/2014	5510.84	TRUE
16/05/2014	5479.04	TRUE
19/05/2014	5408.97	TRUE
20/05/2014	5420.35	TRUE
21/05/2014	5424.57	TRUE
22/05/2014	5479.93	TRUE
23/05/2014	5492.79	TRUE
26/05/2014	5512.83	TRUE
27/05/2014	5511.7	TRUE
28/05/2014	5527.18	TRUE
29/05/2014	5519.47	TRUE
2/06/2014	5518.46	TRUE
3/06/2014	5479.68	TRUE
4/06/2014	5444.83	TRUE

5/06/2014	5436.88	TRUE
6/06/2014	5464.03	TRUE
10/06/2014	5469.65	TRUE
11/06/2014	5453.99	TRUE
12/06/2014	5428.8	TRUE
13/06/2014	5405.05	TRUE
16/06/2014	5412.32	TRUE
17/06/2014	5400.67	TRUE
18/06/2014	5382.72	TRUE
19/06/2014	5468.2	TRUE
20/06/2014	5419.47	TRUE
23/06/2014	5453.31	TRUE
24/06/2014	5432.78	TRUE
25/06/2014	5402.01	TRUE
26/06/2014	5464.32	TRUE
27/06/2014	5445.06	TRUE
1/07/2014	5375.9	TRUE
2/07/2014	5455.4	TRUE
3/07/2014	5491.25	TRUE
4/07/2014	5524.98	TRUE
7/07/2014	5518.9	TRUE
8/07/2014	5510.94	TRUE
9/07/2014	5452.48	TRUE
10/07/2014	5464.45	TRUE
11/07/2014	5486.79	TRUE
14/07/2014	5511.4	TRUE
15/07/2014	5511.3	TRUE
16/07/2014	5518.86	TRUE
17/07/2014	5522.43	TRUE
18/07/2014	5531.66	TRUE
21/07/2014	5539.94	TRUE
22/07/2014	5543.29	TRUE
23/07/2014	5576.74	TRUE
24/07/2014	5587.8	TRUE
25/07/2014	5583.5	TRUE
28/07/2014	5577.39	TRUE
29/07/2014	5588.44	TRUE
30/07/2014	5622.89	TRUE
1/08/2014	5556.37	TRUE
4/08/2014	5540.88	TRUE
5/08/2014	5518.56	TRUE
6/08/2014	5511.99	TRUE
7/08/2014	5509.01	TRUE
8/08/2014	5435.31	TRUE
11/08/2014	5457.03	TRUE
12/08/2014	5530.32	TRUE
13/08/2014	5514.72	TRUE
14/08/2014	5548.47	TRUE
15/08/2014	5566.52	TRUE
18/08/2014	5587.1	TRUE
19/08/2014	5623.78	TRUE
20/08/2014	5634.6	TRUE
21/08/2014	5638.86	TRUE
22/08/2014	5645.61	TRUE
25/08/2014	5634.88	TRUE
26/08/2014	5637.62	TRUE
27/08/2014	5651.18	TRUE
28/08/2014	5624.41	TRUE
1/09/2014	5629.83	TRUE
2/09/2014	5658.51	TRUE
3/09/2014	5656.09	TRUE
4/09/2014	5631.26	TRUE
5/09/2014	5598.69	TRUE
8/09/2014	5576.97	TRUE
9/09/2014	5607.9	TRUE
10/09/2014	5574.28	TRUE
11/09/2014	5546.13	TRUE
12/09/2014	5531.14	TRUE
15/09/2014	5473.45	TRUE
16/09/2014	5445.36	TRUE
17/09/2014	5407.25	TRUE
18/09/2014	5415.83	TRUE
19/09/2014	5433.06	TRUE
22/09/2014	5362.95	TRUE
23/09/2014	5415.73	TRUE
24/09/2014	5375.77	TRUE
25/09/2014	5382.17	TRUE
26/09/2014	5313.41	TRUE
29/09/2014	5264.22	TRUE
1/10/2014	5334.13	TRUE
2/10/2014	5297.7	TRUE
3/10/2014	5318.21	TRUE
6/10/2014	5292.91	TRUE
7/10/2014	5284.2	TRUE
8/10/2014	5241.27	TRUE
9/10/2014	5296.68	TRUE
10/10/2014	5188.25	TRUE
13/10/2014	5155.5	TRUE
14/10/2014	5207.43	TRUE
15/10/2014	5245.61	TRUE
16/10/2014	5254.89	TRUE
17/10/2014	5271.72	TRUE
20/10/2014	5319.44	TRUE
21/10/2014	5325.03	TRUE
22/10/2014	5385.87	TRUE
23/10/2014	5383.13	TRUE
24/10/2014	5412.25	TRUE
27/10/2014	5458.95	TRUE
28/10/2014	5452.6	TRUE
29/10/2014	5447.68	TRUE
30/10/2014	5476.2	TRUE
3/11/2014	5506.89	TRUE
4/11/2014	5519.92	TRUE
5/11/2014	5517.88	TRUE
6/11/2014	5506.11	TRUE
7/11/2014	5549.13	TRUE
10/11/2014	5523.96	TRUE

11/11/2014	5517.1	TRUE
12/11/2014	5463.05	TRUE
13/11/2014	5442.7	TRUE
14/11/2014	5454.34	TRUE
17/11/2014	5412.54	TRUE
18/11/2014	5399.69	TRUE
19/11/2014	5368.84	TRUE
20/11/2014	5316.24	TRUE
21/11/2014	5304.31	TRUE
24/11/2014	5361.8	TRUE
25/11/2014	5334.79	TRUE
26/11/2014	5396.21	TRUE
27/11/2014	5400.92	TRUE
1/12/2014	5207.72	TRUE
2/12/2014	5281.26	TRUE
3/12/2014	5321.82	TRUE
4/12/2014	5368.79	TRUE
5/12/2014	5335.33	TRUE
8/12/2014	5372.71	TRUE
9/12/2014	5282.67	TRUE
10/12/2014	5259	TRUE
11/12/2014	5230.97	TRUE
12/12/2014	5219.57	TRUE
15/12/2014	5186.08	TRUE
16/12/2014	5152.34	TRUE
17/12/2014	5161.86	TRUE
18/12/2014	5210.78	TRUE
19/12/2014	5338.65	TRUE
22/12/2014	5441.95	TRUE
23/12/2014	5380.92	TRUE
24/12/2014	5394.53	TRUE
29/12/2014	5473.78	TRUE
30/12/2014	5416.63	TRUE
2/01/2015	5435.93	TRUE
5/01/2015	5450.33	TRUE
6/01/2015	5364.8	TRUE
7/01/2015	5353.61	TRUE
8/01/2015	5381.45	TRUE
9/01/2015	5465.57	TRUE
12/01/2015	5422.7	TRUE
13/01/2015	5404.69	TRUE
14/01/2015	5353.6	TRUE
15/01/2015	5331.37	TRUE
16/01/2015	5299.24	TRUE
19/01/2015	5309.14	TRUE
20/01/2015	5307.67	TRUE
21/01/2015	5393.38	TRUE
22/01/2015	5419.94	TRUE
23/01/2015	5501.82	TRUE
27/01/2015	5547.22	TRUE
28/01/2015	5552.78	TRUE
29/01/2015	5569.48	TRUE
2/02/2015	5625.34	TRUE
3/02/2015	5707.37	TRUE
4/02/2015	5777.34	TRUE
5/02/2015	5810.98	TRUE
6/02/2015	5820.17	TRUE
9/02/2015	5814.93	TRUE
10/02/2015	5800.57	TRUE
11/02/2015	5769.08	TRUE
12/02/2015	5743.57	TRUE
13/02/2015	5877.47	TRUE
16/02/2015	5888.66	TRUE
17/02/2015	5858.21	TRUE
18/02/2015	5915.68	TRUE
19/02/2015	5904.23	TRUE
20/02/2015	5881.54	TRUE
23/02/2015	5907.98	TRUE
24/02/2015	5926.99	TRUE
25/02/2015	5944.91	TRUE
26/02/2015	5908.49	TRUE
2/03/2015	5958.88	TRUE
3/03/2015	5933.9	TRUE
4/03/2015	5901.59	TRUE
5/03/2015	5904.16	TRUE
6/03/2015	5898.86	TRUE
9/03/2015	5821.35	TRUE
10/03/2015	5824.19	TRUE
11/03/2015	5793.2	TRUE
12/03/2015	5850.17	TRUE
13/03/2015	5814.54	TRUE
16/03/2015	5797.66	TRUE
17/03/2015	5842.12	TRUE
18/03/2015	5842.35	TRUE
19/03/2015	5950.81	TRUE
20/03/2015	5975.49	TRUE
23/03/2015	5956.14	TRUE
24/03/2015	5969.08	TRUE
25/03/2015	5973.32	TRUE
26/03/2015	5879.06	TRUE
27/03/2015	5919.94	TRUE
30/03/2015	5846.09	TRUE
1/04/2015	5860.75	TRUE
2/04/2015	5898.58	TRUE
7/04/2015	5925.97	TRUE
8/04/2015	5960.73	TRUE
9/04/2015	5932.22	TRUE
10/04/2015	5968.37	TRUE
13/04/2015	5960.27	TRUE
14/04/2015	5946.55	TRUE
15/04/2015	5908.42	TRUE
16/04/2015	5947.47	TRUE
17/04/2015	5877.87	TRUE
20/04/2015	5833.12	TRUE
21/04/2015	5872.34	TRUE
22/04/2015	5837.49	TRUE
23/04/2015	5844.77	TRUE

24/04/2015	5933.29	TRUE
27/04/2015	5982.69	TRUE
28/04/2015	5948.54	TRUE
29/04/2015	5838.58	TRUE
1/05/2015	5814.4	TRUE
4/05/2015	5827.54	TRUE
5/05/2015	5826.52	TRUE
6/05/2015	5692.16	TRUE
7/05/2015	5645.69	TRUE
8/05/2015	5634.56	TRUE
11/05/2015	5625.24	TRUE
12/05/2015	5674.74	TRUE
13/05/2015	5715.15	TRUE
14/05/2015	5696.57	TRUE
15/05/2015	5735.5	TRUE
18/05/2015	5659.17	TRUE
19/05/2015	5615.5	TRUE
20/05/2015	5610.3	TRUE
21/05/2015	5662.27	TRUE
22/05/2015	5664.74	TRUE
25/05/2015	5721.48	TRUE
26/05/2015	5773.38	TRUE
27/05/2015	5725.25	TRUE
28/05/2015	5713.09	TRUE
1/06/2015	5735.4	TRUE
2/06/2015	5636.01	TRUE
3/06/2015	5583.58	TRUE
4/06/2015	5504.3	TRUE
5/06/2015	5498.46	TRUE
9/06/2015	5471.31	TRUE
10/06/2015	5478.63	TRUE
11/06/2015	5556.65	TRUE
12/06/2015	5545.25	TRUE
15/06/2015	5538.77	TRUE
16/06/2015	5535.79	TRUE
17/06/2015	5595.43	TRUE
18/06/2015	5524.89	TRUE
19/06/2015	5596.99	TRUE
22/06/2015	5610.17	TRUE
23/06/2015	5684.28	TRUE
24/06/2015	5686.77	TRUE
25/06/2015	5632.72	TRUE
26/06/2015	5545.89	TRUE
29/06/2015	5422.49	TRUE
1/07/2015	5515.66	TRUE
2/07/2015	5599.82	TRUE
3/07/2015	5538.29	TRUE
6/07/2015	5475	TRUE
7/07/2015	5581.42	TRUE
8/07/2015	5469.53	TRUE
9/07/2015	5470.97	TRUE
10/07/2015	5492.04	TRUE
13/07/2015	5473.17	TRUE
14/07/2015	5577.4	TRUE
15/07/2015	5636.23	TRUE
16/07/2015	5669.61	TRUE
17/07/2015	5670.11	TRUE
20/07/2015	5686.89	TRUE
21/07/2015	5706.72	TRUE
22/07/2015	5614.57	TRUE
23/07/2015	5590.29	TRUE
24/07/2015	5566.1	TRUE
27/07/2015	5589.89	TRUE
28/07/2015	5584.68	TRUE
29/07/2015	5624.16	TRUE
30/07/2015	5669.52	TRUE
3/08/2015	5679.34	TRUE
4/08/2015	5697.9	TRUE
5/08/2015	5673.98	TRUE
6/08/2015	5610.1	TRUE
7/08/2015	5474.78	TRUE
10/08/2015	5509.16	TRUE
11/08/2015	5473.23	TRUE
12/08/2015	5382.08	TRUE
13/08/2015	5387.87	TRUE
14/08/2015	5356.54	TRUE
17/08/2015	5367.66	TRUE
18/08/2015	5303.15	TRUE
19/08/2015	5380.19	TRUE
20/08/2015	5288.58	TRUE
21/08/2015	5214.6	TRUE
24/08/2015	5001.28	TRUE
25/08/2015	5137.25	TRUE
26/08/2015	5172.77	TRUE
27/08/2015	5233.32	TRUE
28/08/2015	5263.56	TRUE
1/09/2015	5096.41	TRUE
2/09/2015	5101.46	TRUE
3/09/2015	5027.8	TRUE
4/09/2015	5040.6	TRUE
7/09/2015	5030.42	TRUE
8/09/2015	5115.25	TRUE
9/09/2015	5221.13	TRUE
10/09/2015	5095.02	TRUE
11/09/2015	5071.08	TRUE
14/09/2015	5096.47	TRUE
15/09/2015	5018.44	TRUE
16/09/2015	5098.86	TRUE
17/09/2015	5146.82	TRUE
18/09/2015	5170.5	TRUE
21/09/2015	5066.24	TRUE
22/09/2015	5103.55	TRUE
23/09/2015	4998.13	TRUE
24/09/2015	5071.67	TRUE
25/09/2015	5042.11	TRUE
28/09/2015	5113.49	TRUE
29/09/2015	4918.43	TRUE

1/10/2015	5112.14	TRUE
2/10/2015	5052.02	TRUE
5/10/2015	5150.53	TRUE
6/10/2015	5167.4	TRUE
7/10/2015	5197.87	TRUE
8/10/2015	5210.4	TRUE
9/10/2015	5279.69	TRUE
12/10/2015	5232.87	TRUE
13/10/2015	5202.85	TRUE
14/10/2015	5197.25	TRUE
15/10/2015	5230.05	TRUE
16/10/2015	5268.21	TRUE
19/10/2015	5269.71	TRUE
20/10/2015	5235.57	TRUE
21/10/2015	5248.31	TRUE
22/10/2015	5263.84	TRUE
23/10/2015	5351.56	TRUE
26/10/2015	5347.99	TRUE
27/10/2015	5346.15	TRUE
28/10/2015	5335.22	TRUE
29/10/2015	5266.86	TRUE
2/11/2015	5165.75	TRUE
3/11/2015	5239.22	TRUE
4/11/2015	5242.29	TRUE
5/11/2015	5192.97	TRUE
6/11/2015	5215.01	TRUE
9/11/2015	5119.49	TRUE
10/11/2015	5099.23	TRUE
11/11/2015	5122.62	TRUE
12/11/2015	5125.69	TRUE
13/11/2015	5051.26	TRUE
16/11/2015	5003.82	TRUE
17/11/2015	5118.24	TRUE
18/11/2015	5133.11	TRUE
19/11/2015	5242.57	TRUE
20/11/2015	5256.14	TRUE
23/11/2015	5276.42	TRUE
24/11/2015	5226.39	TRUE
25/11/2015	5193.68	TRUE
26/11/2015	5210.7	TRUE
27/11/2015	5202.58	TRUE

Source: S&P Dow Jones
Indices LLC.

The launch date of the
S&P/ASX 200 was April 3,
2000.

All information presented
prior to the index launch
date is back-tested. Back-
tested performance is not
actual performance, but is
hypothetical. The back-test
calculations are based on
the same methodology that
was in effect when the index
was officially launched. Past
performance is not a
guarantee of future results.
Please see the Performance
Disclosure at
<http://www.spindices.com/regulatory-affairs-disclaimers/>
for more information
regarding the inherent
limitations associated with
back-tested performance.

© S&P Dow Jones Indices
LLC, a part of McGraw Hill
Financial 2015. All rights
reserved. Redistribution.

Dividend yield (MCSI)		ASX 200			
1/01/2007	3.55%	31/01/2007	5773.38	TRUE	TRUE
28/02/2007	3.58%	28/02/2007	5832.53	TRUE	TRUE
1/03/2007	3.55%	30/03/2007	5995.05	TRUE	TRUE
1/04/2007	3.47%	30/04/2007	6166.02	TRUE	TRUE
1/05/2007	3.45%	31/05/2007	6313.5	TRUE	TRUE
1/06/2007	3.49%	29/06/2007	6274.93	TRUE	TRUE
1/07/2007	3.57%	31/07/2007	6144.17	TRUE	TRUE
1/08/2007	3.63%	31/08/2007	6247.2	TRUE	TRUE
1/09/2007	3.44%	28/09/2007	6567.75	TRUE	TRUE
1/10/2007	3.38%	31/10/2007	6754.15	TRUE	TRUE
1/11/2007	3.56%	30/11/2007	6533.15	TRUE	TRUE
1/12/2007	3.66%	31/12/2007	6339.84	TRUE	TRUE
1/01/2008	4.11%	31/01/2008	5650.26	TRUE	TRUE
1/02/2008	4.14%	29/02/2008	5572.09	TRUE	TRUE
1/03/2008	4.27%	31/03/2008	5355.69	TRUE	TRUE
1/04/2008	4.07%	30/04/2008	5595.41	TRUE	TRUE
1/05/2008	4.07%	30/05/2008	5654.7	TRUE	TRUE
1/06/2008	4.34%	30/06/2008	5215.31	TRUE	TRUE
1/07/2008	4.57%	31/07/2008	4977.37	TRUE	TRUE
1/08/2008	4.66%	29/08/2008	5135.57	TRUE	TRUE
1/09/2008	5.22%	30/09/2008	4600.52	TRUE	TRUE
1/10/2008	6.01%	31/10/2008	4017.96	TRUE	TRUE
1/11/2008	6.56%	28/11/2008	3742.52	TRUE	TRUE
1/12/2008	7.03%	31/12/2008	3722.31	TRUE	TRUE
1/01/2009	7.44%	30/01/2009	3540.71	TRUE	TRUE
1/02/2009	7.43%	27/02/2009	3344.51	TRUE	TRUE
1/03/2009	6.73%	31/03/2009	3582.15	TRUE	TRUE
1/04/2009	6.26%	30/04/2009	3780.46	TRUE	TRUE
1/05/2009	5.67%	29/05/2009	3817.97	TRUE	TRUE
1/06/2009	5.28%	30/06/2009	3954.89	TRUE	TRUE
1/07/2009	4.97%	31/07/2009	4243.98	TRUE	TRUE
1/08/2009	4.25%	31/08/2009	4479.13	TRUE	TRUE
1/09/2009	4.25%	30/09/2009	4743.64	TRUE	TRUE
1/10/2009	4.14%	30/10/2009	4643.23	TRUE	TRUE
1/11/2009	3.97%	30/11/2009	4701.35	TRUE	TRUE
1/12/2009	3.75%	31/12/2009	4870.64	TRUE	TRUE
1/01/2010	3.98%	29/01/2010	4569.62	TRUE	TRUE
1/02/2010	3.64%	26/02/2010	4637.72	TRUE	TRUE
1/03/2010	3.66%	31/03/2010	4875.52	TRUE	TRUE
1/04/2010	3.74%	30/04/2010	4807.37	TRUE	TRUE
1/05/2010	4.11%	31/05/2010	4429.67	TRUE	TRUE
1/06/2010	4.23%	30/06/2010	4301.51	TRUE	TRUE
1/07/2010	4.04%	30/07/2010	4493.48	TRUE	TRUE
1/08/2010	4.30%	31/08/2010	4404.23	TRUE	TRUE
1/09/2010	4.08%	30/09/2010	4582.91	TRUE	TRUE
1/10/2010	4.05%	29/10/2010	4661.6	TRUE	TRUE
1/11/2010	4.24%	30/11/2010	4584.43	TRUE	TRUE
1/12/2010	4.14%	31/12/2010	4745.24	TRUE	TRUE
1/01/2011	4.11%	31/01/2011	4753.92	TRUE	TRUE
1/02/2011	4.05%	28/02/2011	4831.66	TRUE	TRUE
1/03/2011	4.06%	31/03/2011	4837.88	TRUE	TRUE
1/04/2011	4.07%	29/04/2011	4823.24	TRUE	TRUE
1/05/2011	4.31%	31/05/2011	4708.3	TRUE	TRUE

1/06/2011	4.35%	30/06/2011	4607.97	TRUE	TRUE
1/07/2011	4.57%	29/07/2011	4424.65	TRUE	TRUE
1/08/2011	4.75%	31/08/2011	4296.55	TRUE	TRUE
1/09/2011	5.09%	30/09/2011	4008.6	TRUE	TRUE
1/10/2011	4.74%	31/10/2011	4298.12	TRUE	TRUE
1/11/2011	5.02%	30/11/2011	4119.82	TRUE	TRUE
1/12/2011	5.11%	30/12/2011	4056.56	TRUE	TRUE
1/01/2012	4.87%	31/01/2012	4262.68	TRUE	TRUE
1/02/2012	4.87%	29/02/2012	4298.55	TRUE	TRUE
1/03/2012	4.82%	30/03/2012	4335.24	TRUE	TRUE
1/04/2012	4.73%	30/04/2012	4396.58	TRUE	TRUE
1/05/2012	5.16%	31/05/2012	4076.26	TRUE	TRUE
1/06/2012	5.12%	29/06/2012	4094.63	TRUE	TRUE
1/07/2012	4.90%	31/07/2012	4269.15	TRUE	TRUE
1/08/2012	4.88%	31/08/2012	4316.11	TRUE	TRUE
1/09/2012	4.80%	28/09/2012	4387.02	TRUE	TRUE
1/10/2012	4.68%	31/10/2012	4517	TRUE	TRUE
1/11/2012	4.71%	30/11/2012	4506.04	TRUE	TRUE
1/12/2012	4.58%	31/12/2012	4648.95	TRUE	TRUE
1/01/2013	4.36%	31/01/2013	4878.78	TRUE	TRUE
1/02/2013	4.20%	28/02/2013	5104.08	TRUE	TRUE
1/03/2013	4.33%	28/03/2013	4966.5	TRUE	TRUE
1/04/2013	4.12%	30/04/2013	5191.22	TRUE	TRUE
1/05/2013	4.42%	31/05/2013	4926.57	TRUE	TRUE
1/06/2013	4.50%	28/06/2013	4802.59	TRUE	TRUE
1/07/2013	4.29%	31/07/2013	5051.98	TRUE	TRUE
1/08/2013	4.33%	30/08/2013	5134.96	TRUE	TRUE
1/09/2013	4.26%	30/09/2013	5218.88	TRUE	TRUE
1/10/2013	4.09%	31/10/2013	5425.5	TRUE	TRUE
1/11/2013	4.22%	29/11/2013	5320.05	TRUE	TRUE
1/12/2013	4.23%	31/12/2013	5352.21	TRUE	TRUE
1/01/2014	4.37%	31/01/2014	5190	TRUE	TRUE
1/02/2014	4.34%	28/02/2014	5404.82	TRUE	TRUE
1/03/2014	4.34%	31/03/2014	5394.83	TRUE	TRUE
1/04/2014	4.26%	30/04/2014	5489.07	TRUE	TRUE
1/05/2014	4.32%	30/05/2014	5492.55	TRUE	TRUE
1/06/2014	4.45%	30/06/2014	5395.75	TRUE	TRUE
1/07/2014	4.26%	31/07/2014	5632.91	TRUE	TRUE
1/08/2014	4.37%	29/08/2014	5625.89	TRUE	TRUE
1/09/2014	4.65%	30/09/2014	5292.81	TRUE	TRUE
1/10/2014	4.44%	31/10/2014	5526.6	TRUE	TRUE
1/11/2014	4.67%	28/11/2014	5313	TRUE	TRUE
1/12/2014	4.60%	31/12/2014	5411.02	TRUE	TRUE
1/01/2015	4.45%	30/01/2015	5588.32	TRUE	TRUE
1/02/2015	4.28%	27/02/2015	5928.77	TRUE	TRUE
1/03/2015	4.35%	31/03/2015	5891.5	TRUE	TRUE
1/04/2015	4.43%	30/04/2015	5789.98	TRUE	TRUE
1/05/2015	4.53%	29/05/2015	5777.16	TRUE	TRUE
1/06/2015	4.78%	30/06/2015	5459.01	TRUE	TRUE
1/07/2015	4.57%	31/07/2015	5699.16	TRUE	TRUE
1/08/2015	5.04%	31/08/2015	5206.98	TRUE	TRUE
1/09/2015	5.31%	30/09/2015	5021.63	TRUE	TRUE
1/10/2015	5.08%	30/10/2015	5239.44	TRUE	TRUE
Month average to C	4.67%				

* * *