


Performance scorecard





Provider:	APM Employment Services
Published:	September 2024 quarter scorecard
Location:	All ESAs
Specialisation:	Yes

Overview

This Performance Scorecard shows the performance of **APM Employment Services** against Effectiveness, Efficiency and Quality measures.*

Quality	Effectiveness	Efficiency
Quality of services provided to people with disability	Ability of providers to help people with disability complete education and find jobs	Time taken for people with disability to start in the program
		

What does each score mean?

	Providers did not fully meet service expectations and improvement was required.
	Providers are meeting service expectations
	Providers are exceeding service expectations.
	Insufficient data or not assessed: Providers that did not have enough participants to be able to show a score or the score is not being measured.

For further information, please contact your provider or the Department of Social Services.

The department reserves the right to retrospectively amend results if they change due to compliance activities. Results are based on evidence at a point in time.

*Expectations are outlined in the DES Grant Agreement